

# ARCH VILLAIN

2-5 players  
60 to 90 minutes  
Ages 12 to adult

Introduction: Taking out villains is not just your secret passion, not just the job you do in the dark of night, it is something you have taken as your self appointed duty. The only problem is that there is always another monster, and why on earth do they seem to get tougher each time-it just doesn't seem fair. Some day they will probably get the best of you, some day the bad guys may gain the power and money they crave, and some day you may just be out-gunned, out-flanked, or out-witted...  
but not today.

## Components:

Main Board



Action Board



30 Health Tokens



25 Player Cubes



30 Die Tokens



25 Cube Tokens



5 Character Cards



24 Power Cards




16 Weapon Cards



16 Talent Cards



8 Contact Cards



16 Arch Villain Cards




6 Fifty Point Tiles



10 Dice



56 Energy Tokens




1 Turn Marker





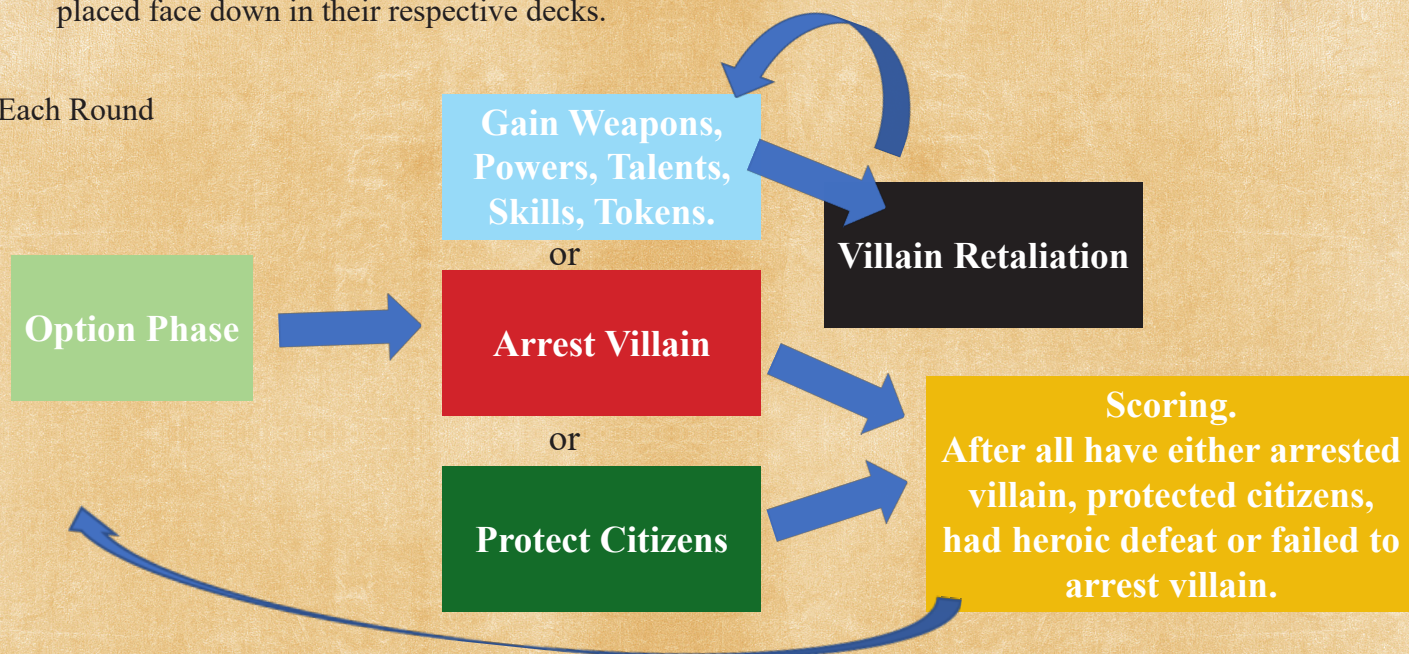
## Set Up: Give Each Player:

Player card, matching player cubes, and 10 energy tokens. Place the turn marker on the top space (a range space with bow and arrow) of the main board.




Randomly choose a starting player. The Arch Villain cards are shuffled and placed face up on the main board to the very right edge of the black spaces. All other cards are shuffled and placed face down in their respective decks.

Each Round



## Option Phase:


In turn, each player chooses items and places them on the action board--choices are shown on the right side of that board. On the round each players chooses 1 item (or sets of items in the case of health tokens (2) or energy tokens (4)) and places them on one space of the action board. The players all go in turn until each has placed 4 items. (on the second round it will be 3 items and so on). The choices are 2 health tokens, a cube token, weapons card, a talent card, a power card, 4 energy tokens, a die token. The item or set of items is placed on the action board on one space. The spaces on the action board show the number of players in the game. Players cannot put any item on a space that has more players than are in the game. For example, in a three player game, players can use the 2 and 3 player spaces, but not the 4 and 5 player spaces. Each space can contain any number of items. This is done until all players have placed all items possible for that turn.





### The Round:

On his turn, the first player can either choose an item or any number of items on one space of the action board or attempt to arrest the face up villain at the top of the deck on the main board. Then each player, going clockwise, takes one action. After that the turn marker will move down one space and each player, in turn takes another action. This continues until the turn marker reaches the last space--the "5" space on the main board. This is the end of the round. The bow and arrow on the turn spaces indicate a range attack in an attempt to arrest a villain, and only cards with the range symbol can be used to arrest the villain. On the red spaces the villain may retaliate after any player action. The number shows the number of dice the villain will roll in his retaliation. The effects of the roll are described later.



**Choosing Items:** The player chooses one space on the action board--these are items the player may take. If it is a card, the player must have enough energy tokens to pay for the card or cards. If the player does not have enough tokens, he cannot choose that card or cards. For multiple items on a single space, a player may choose any or all of the items on that space. If there are energy tokens on a space, the player may use them to pay for the cards on that space. Each player may choose from the action board spaces or from the list of items shown on the right of the board. When an item on the right is chosen, the player places a cube on that board space showing the item and that item cannot be chosen by another player--the exception to this is the 4 energy tokens which can be chosen an unlimited number of times by any player. If a card is chosen this way, the player takes a random card from the top of the corresponding draw pile. The player pays the energy cost for that card. If that player does not have enough energy to pay for the card, the card is placed on any space (that is allowed by number of players) of the action board and the player cannot make another choice this turn.

**Arrest a Villain:** If a player chooses to arrest a villain, the player rolls one die for each die token he owns. Those dice are then placed on cards with a space allowing for the die.

Cards that are used to arrest the villain are Power Cards, Weapon Cards, and the Martial Arts card which is a Talent Card.



### Power Cards:

The Lightning Card is an example of a power card.


The Yellow color means this is an energy emission power and some villains will have special defense to energy powers. The 12 energy tokens is the cost to acquire the power. The green beaker indicates that the origin of the power is a technical procedure. The bow and arrow indicates that this power can be used to arrest the villain in the range phases of the round. The outline white square is the place where a player may place a die rolled in the arrest attempt. Because there is only one on the card, that means that only one die per attempt may be placed. To the right of the die square are numbers that show the damage that is done by the die placed here.



Dice can be increased by using energy tokens. Each energy token spent increases the pips on a die by one per token. This is done after the dice are rolled.

### Weapon Cards:

Each weapon card shows the cost in energy tokens and whether the item can be used in the range turns. The color of all weapons is orange and some villains will have special defenses against weapons. Each card also has a space to place a rolled die. The damage done by a weapon is the base damage (shown just after the weapon name) plus the player's skill. The skill shown here is agility. If the player has 2 agility and the die roll in the arrest attempt is a 5, the laser pistol will do 7 damage--3 for the base damage plus two for each agility symbol next to the 5. If the player has no agility skill, the Laser Pistol does only its base damage of 3 on a roll of 4 or higher.



### Skills:

Each player has 3 skills. They are agility, strength, and mental power. The way players gain and increase skill is by choosing a cube token. Each cube token allows a player to place two cubes on the "1" space of a character card, or to move cubes two spaces higher on the character card or a combination of placing and moving two cubes.





### Arresting the Villain:

When all dice are rolled, total the amount of damage. If that total is equal to or greater than the villain's defense, the villain is arrested. The villain's defense is the number in red on the villain card plus the number in white next to it on the main board. For example, in round 3, Savage has a total defense of 19. Note that the villain deck moves to the left at the beginning of each round and a new villain card is revealed. If the player is using any weapon in the arrest the defense of Savage is 27 (17+10).

Savage has special defenses against weapons as shown in the orange number 17. Different villains have different defenses against certain types of powers and weapons.



### Protect Citizens:

Once a villain is arrested by a player, that player moves immediately to protect citizens. To protect citizens the player places a cube on a space on the main board. That player will receive this reward later in the round, but for now, that player is out of the round and takes no additional actions. The player cannot place a cube on any space that has another cube on it. The choices are: gain 3 health

tokens, gain a card at no cost--random power, weapon, talent, or contact from the top of the appropriate deck. This is one of the only ways to gain a contact. Or choose additional victory points as shown in the red circles.

At any time a player may voluntarily leave the round and protect citizens. The player will get no victory points for arresting a villain and cannot choose the extra victory points in the red circles, but all other protect citizen options are available. That player takes no more actions this round. A player may want to choose this option if it looks as if he will not be able to arrest the villain this round or if he is afraid that the villain will knock him out.

### Villain Retaliation:

Starting with the turn where the turn marker is in the red circle with a "2," the villain will retaliate against each player after that player's action. The player rolls dice equal to the number in the circle. For each "6" rolled the player loses a certain number of health tokens. That



number is equal to the hearts on the villains card plus the number shown next to the right of the villain card. For example, in turn 3, Savage costs the player two health tokens for each 6 he rolls.

The player can stay in the round as long as he can pay the health tokens. Even if the player has none, he can stay in the round as long as the villains retaliation does not require additional health tokens.

If the player cannot pay the required health tokens, he is knocked out. In this case, The player places a token on the heroic loss space. There can be any number of tokens on the heroic loss space. The player is out of the round and takes no further actions until the next round. The player will gain something from a heroic loss described later.



#### Villain Strikes:

At the bottom of the villain card there are items shown. If the villain is not arrested by every player, the item shown on the card is removed from the action board at the end of the turn shown. For example, if Savage is not arrested by every player at the end of the turn with the “2” in the red circle, all health tokens are removed from the action board.


#### Card Effects:

To use some card effects, a die must be played on that card. In this case, a player must make an arrest action to gain that effect. There are some effects that are not shown inside the square on a power card. This means this effect is always in place even if a die is not placed on that square. For example, with True Flight a die must be placed on the square to make all attacks become range attacks. With Illusions, your 1s rolled become 6s, even if you don't place a die on the square.

In addition, all amounts with a plus sign cannot be used to do damage by themselves, but can be used to add damage if another power, weapon, or hand to hand combat are used.

**All attacks  
are range  
attacks.**

**Your 1s  
become  
6s.**





### Hand to Hand Combat:

Dice that are not assigned to a card are considered hand to hand combat. In this case a player must roll 6s to score any damage. For every 6 rolled the player does damage equal to his highest skill. For example, if a player has an agility skill level of 2 and rolls two 6s, that player scores 4 points of damage. As with all other combat rolls, energy tokens may be added to the dice to increase hits.

### End of the Round:

Once all players have arrested the villain, have been heroically defeated, or have retreated to protect citizens, the round is over. It is possible for a player to attack, not be knocked out, but also not arrest the villain. If that happens after the last turn of the round the player does not receive victory points for arresting the villain, cannot choose a point bonus in the protect citizens spaces, but can choose another unoccupied space of the protect citizen's area of the main board (card or health tokens) at no cost.

When the round is over, the following happens:

1. Each player that successfully arrested the villain removes his cube from the villain card and gains the victory points shown on the card (also defense) plus the bonus shown on the round. These are the victory points even if the player had to arrest the villain using his special defense ability. Players track points on the outer track of the main board. When they pass 50 they gain a 50 point token.



2. The top, face up villain card is removed and a new villain card is revealed. The deck of the villain cards is moved one space to the left revealing the round number and a new villain defense bonus, point bonus, and damage done by villain attacks.

3. Players remove cubes from the “Protect Citizens” spaces and gain, victory points, cards, or health tokens shown there. Players also remove cubes from “Heroic Loss” and gain two health tokens and 5 energy tokens.

4. Players gain 2 extra points if they have a set of 1 weapons card, 1 power card, and 1 talent card. They gain 5 points if they have 2 of each of those cards and 11 points if they have 3 of each.

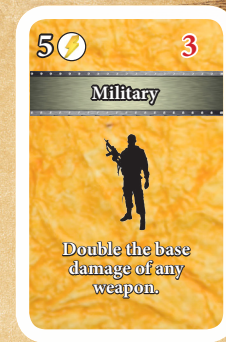
5. Move the turn token to the first range space. The order of players in the next goes from the player with the lowest point total to the player with the highest total going last. When players gain points they go in turn order. If there is a tie, the cube going last goes on top of the player going earlier. In the next round, the player whose cube is on top goes before the player with the cube on the bottom.





## Talent Cards:

Talent cards give the advantage shown on the card. Some Talent cards have victory points showing. The player gains those points when he gains the card.



## Contact Cards:




Contact cards offer special actions on a turn. Each card can only be used once per round. If a symbol matches a power origin, that power can be gained from the action board without cost. For example the Physicist can gain any power with an energy exposure symbol or technical procedure symbol at no cost.

The contact may be able to gain talents at no cost. The Physicist can get a physics or chemistry talent at no cost. The contact may gain you tokens. The Physicist can gain 6 energy tokens as an actions. Other cards allow you to gain weapons, die tokens, health tokens, etc. This action is done in place of any other action a player may take.


## Power Types and Origins of Powers



Energy Emission



Mental Powers



Life form Control



Physical Enhancement



Weapons



Energy Exposure



Technical Procedure



Technical Mishap



Biological Exposure



Endowment



Achievement







**Character**



**Character**



**Character**




**Character**







**Character**













|   |   |   |
|---|---|---|
| 1 | 2 | 3 |
| 1 | 2 | 3 |
| 1 | 2 | 3 |







|   |   |   |
|---|---|---|
| 1 | 2 | 3 |
| 1 | 2 | 3 |
| 1 | 2 | 3 |






|   |   |   |
|---|---|---|
| 1 | 2 | 3 |
| 1 | 2 | 3 |
| 1 | 2 | 3 |



|   |   |   |
|---|---|---|
| 1 | 2 | 3 |
| 1 | 2 | 3 |
| 1 | 2 | 3 |



|   |   |   |
|---|---|---|
| 1 | 2 | 3 |
| 1 | 2 | 3 |
| 1 | 2 | 3 |









# Reactor

20

12

Weapons

2

3

4

5

2

3

4

5

# Savage

20

13

2

3

4

5

2

3

4

5

# Rock

14

6

Weapons

2

3

4

5

2

3

4

5

# Mutagen

14

7

Power

2

3

4

5

2

3

4

5

# Mutagen

13

6

Weapons

2

3

4

5

2

3

4

5

# Adder

16

8

2

3

4

5

2

3

4

5

# Bruiser

18

10

2

3

4

5

2

3

4

5

# KO

16

9

2

3

4

5


2

3

4

5






**Combust**

18 11

2 3 4 5

Weapons Power



**Savage**

17 9

2 3 4 5

Power Weapons Talent




**Shocker**

19 11

2 3 4 5

Weapons Talent




**Inamorato**

15 8

2 3 4 5

Talent Weapons




**Vertex**

19 12

2 3 4 5

Power




**Annihilus**

16 7

2 3 4 5

Talent




**Dracu**

13 5

2 3 4 5

Power Weapons Talent



**Tumult**

17 10

2 3 4 5

Talent Weapons Power





**Power**



**Power**



**Power**



**Power**



**Power**



**Power**



**Power**



**Power**



13

Telekenesis

12  
8  
4  
1

10

Command Animals

12  
7  
4  
2

13

Mind Blast

17  
11  
7  
4

9

Illusions

+4  
+3  
+2  
+1

8

Precognition

+8  
+4  
+2  
+1

12

Command Undead

14  
9  
5  
3

9

Body Resistance

+4  
+3  
+2  
+1

18

Super Strength

21  
15  
9  
6



8

Chemical Touch

12

8

4

1

6

Super Speed

Re-roll X dice.

6

5

4

3

12

Battle Armor

Allcends  
add one  
die space

+8

+6

+4

+2

8

True Flight

All attacks  
are range  
attacks.

+7

+5

+3

+1

15

Shape Change

4

11

Disintegration

17

11

7

4

12

Hyper Invention

9

5

3

14

Fire Generation

20

14

8

5



12

⚡

🧪

🏹

Lightning

16

10

6

3

14

⚡

☢️

🏹

Hard Radiation

18

12

7

4

10

⚡

🎁

🏹

Cold Generation

9

5

2

1

8

⚡

🧪

⚡

Hypnotism

2

2

1

1

12

⚡

☢️

🏹

Sonic Generation

12

7

4

2

11

⚡

🕷️

🏹

Dark Force

14

9

5

3

16

⚡

☢️

Force Field

+8

+7

+6

+5

Villains  
roll 2 less  
dice.

12

⚡

🕷️

Command Plants

10

6

3

1





**Weapons**



**Weapons**



**Weapons**



**Weapons**



**Weapons**



**Weapons**



**Weapons**

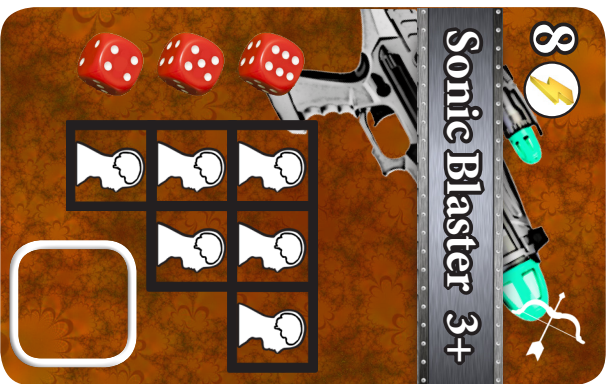


**Weapons**













**Talent**



**Talent**



**Talent**



**Talent**



**Talent**



**Talent**



**Talent**



**Talent**



7

Marital Arts

8

6

4

2

3

Tinkering

Weapon cards cost half energy tokens rounded down.

8

Aerobatics

Re-roll any number of villain dice once.

4

Marksman

Add 6 to range weapon damage.

3

Psychiatry

Blue power cards cost half energy tokens rounded down.

10

Engineering

All skills are interchangeable.

5

Military

Double the base damage of any weapon.

12

Pilot

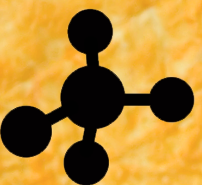
Take an extra action during the first range phase.



3

4

Chemistry



Red power cards cost half energy tokens rounded down.

4

2

Medicine




Gain one health token during point scoring.

8

5

Law



Gain four energy tokens during point scoring.

3

4

Genetics




Green power cards cost half energy tokens rounded down.

3

4

Physics



Yellow power cards cost half energy tokens rounded down.

5

Business



Gain 5 energy tokens on the first range phase.

6

2

Law Enforcement



Gain one die token during scoring.

6

3

Detective



During your second range phase combine two action spaces.





**Contact**



**Contact**



**Contact**



**Contact**



**Contact**



**Contact**




**Contact**



**Contact**



**Physician**




**Super Hero**






**Police**




**Physicist**




**Journalist**

**Soldier**




**Tech Genius**





**Politician**






0 1 2 3 4 5 6 7 8 9 10 11 12 13 14 15 16 17 18 19 20 21 22 23 24 25 26 27 28 29 30 31 32 33 34 35 36

|    |    |    |    |
|----|----|----|----|
| 5  | 4  | 3  | 2  |
| 40 | 25 | 10 | 3  |
|    |    |    |    |
| +8 | +6 | +4 | +2 |





### Protect Citizens



Power

Contact

Talent

Weapons

+2

7

+5

5

+11

3

2

4

1

2

3

5








### Heroic Loss







Round Items

-  - 4
-  - 3
-  - 2
-  - 1
-  - 0

