


# FWDP Newsletter

Volume 37 Issue 3 April 2021

**Fort Worth Decorative Painters is a Chapter  
of the Society of Decorative Painters  
Celebrating 35 Years**



## FWDP President Letter

It is green everywhere, the bluebonnets are coming out, the weather is warming and most of us have finished our vaccinations. What a change from a year ago. Last April the idea we would have a safe vaccine, and would be looking forward to resuming our lives in a couple of months. seemed impossible. We have much to celebrate.

Our return to "in person" activities will start with a Saturday Paint-In at the VFW on July 10th. Details to follow. Our first "in person" General Meeting in the Botanic Gardens will be on September 21st. In both cases we will observe Covid protocols.

The great egg exchange produced a variety of beautiful pieces. I even had the card I received framed so I can enjoy it every year. Thank you to all who participated and made our days brighter.

Stay well.

**Connie**



**General Meeting April 19 on ZOOM  
Shara Reiner Project with Louise**

**PROGRAMS:** The April program will be a Shara Reiner ornament. I sent, in an e-mail, the entire pattern and instructions that came from Shara Reiner. Please let me know if you have any questions or did not get it.

DecoArt Americana paints: Black, Whispering Turquoise, Indian Turquoise, Warm White, Hauser medium Green, Foliage Green, Blue Harbor, Deep Midnight Blue, Bright Salmon, Country Red, Deep Burgundy, True Ochre, Moon Yellow, Oyster Beige, Wedgewood Blue, Metallic Champagne Gold.

Other supplies are: Spray Vegetable oil ( for use with Quikwood), Wire hanger, a wood star or make one from Quikwood, Glass Glitter, Adherence medium. Before class prep, Sand and seal the wood piece. Base coat the entire wood board with black. Add the basic pattern outlines with transfer paper, not the details.


This program is designed to demonstrate the use of Quikwood as a dimensional addition to a piece. Painting this design flat is fine.

If you do not want to use quikwood, you will not need the adhesion medium, Oyster Beige paint or the star cutter. I ordered Quikwood from Bear With Us. Home Depot has Kwik-Wood by J-B Weld and it works well. It has a short drying time just like Quikwood.

The brushes I used were a 1/4 angle or a flat. and a #5 round for the leaves.

April Program will be presented by Peggy Thomas. Girl on oval ornament with a decoupage greeting.

I hope you are enjoying our programs this year. Please let me know what you would like to see in our programs for 2022. Thank you, Louise





## **Zoom Instructions**

Click on link to join the meeting. If needed, put in meeting ID and passcode.  
Select join with video.


If using iPad touch grid on the left upper side to allow you to see rows of attendees. Swipe to the left to see more or back to the right to see the previous group. On an phone it only shows four people and you have to swipe to see more.

Mute button is a mic icon with a slash going thru if muted. Touch the button to unmute. If someone is in the room with you, try to keep muted unless you are speaking. Especially if someone is teaching a project.

All should mute while someone is teaching a project unless they need to interrupt with a question.



*May Project taught by Peggy Thomas*



DecoArt Americana:

Bleached Sand  
 Asphaltum  
 Burnt Umber  
 Burnt Sienna  
 Neutral Grey  
 Antique White  
 Deep Burgundy  
 Lamp Black  
 Warm Beige  
 Antique Rose \*  
 True Red  
 Bright Orange  
 Avocado  
 Blue Mist  
 True Blue

\*For cheek and lips mixed with Warm Beige. Could substitute if you need to.

Mod Podge (Matte)

## A Stocking Full

This is an adaptation to Sharon Shannon's design by Peggy Thomas.

I am painting on a 6 1/2 x 4 1/2 oval I purchased from Michaels.

### Preparation:

Sand, seal and sand as usual.

Basecoat ornament with Bleached Sand.

Put the pattern on except for words and facial details.

Basecoat the door post with thinned Asphaltum.

Basecoat area behind the girl with Deep Burgundy + black. This should be pretty dark.

Basecoat the sleeve, stockings, bows on hair and the blouse part under the collar with True Red.

Basecoat the pinafore with Antique White.

For the words, I printed them on tracing paper in color. Lightly spray with Krylon 1311 a couple of times so when you decoupage the words the print will not run. Cut around the words and we will decoupage in the class. This will be the last step after painting all the rest of the project.

---

Happy prepping,

Peggy

*This Christmas*

*may your stocking*

*be filled with the*

*promises of*

*God's Word*

---



March ZOOM Meeting







Louise's egg/card from our Easter Egg/Card exchange in March



April ZOOM Meeting



Chapter Meeting  
Fort Worth Decorative Painters of SDP  
March 15, 2021

The Chapter meeting of the Fort Worth Decorative Painters of SDP was called to order at 6:45 p.m., March 15, 2021 via Zoom. Connie Alexander served as Chairman.

Present were: Connie Alexander, Nancy Genetti, Peggy Thomas, Linda McDonald, Dora Jodoin, LaRue Hughes, Janice Briggs, Jan Park, Louise Smith, Sharlene King, Mary Helen Horn, Judy Wallis, Dusti Dancer, Juanita Munoz, Sallie Word and LeeAnne Moore-Looney.

**President – Connie Alexander** Connie mentioned that she had cancelled the Botanic Garden Room for May so we will not meet in-person until the September meeting.

**Programs – Louise Smith** Louise Smith reported Dora Jodoin would be teaching the class tonight with a colored pencil project of her own designed Stargazer lily. Next month Louise will teach a Noel project and Peggy Thomas will teach her Girl with a Stocking project in May. Projects for the remainder of the year will be decided closer to the dates.

**Christmas Party - Louise Smith** The Christmas party needs painted items for the auction. Let Louise know if you are planning to paint something.

**Membership - Dora Jodoin** Dora said three more checks have come in for dues. There are now 23 paid members. A motion was made to allow three honorary memberships to former members Vera Hudnall, Yvonne Lowrie and Carolyn Martchenke by Dusti Dancer and was seconded by Nancy Genetti. All members approved.

**Secretary - Peggy Thomas** No input.

**Treasurer's Report - Sharlene King** Sharlene reported the checking account balance.

**Hospitality – Jan Park** Nothing to report.

**Newsletter - Nancy Genetti** The next newsletter deadline is April 9th after the Board meeting.

**Service Projects/Memory Boxes - Judy Wallis** She has three new ones, but more memory boxes are needed by Cook Children's Hospital. There was a request from HEB Hospital for us to support them with memory boxes, however we would have to decline since we have our commitment to Cook that we are trying hard to fulfill. Judy has boxes that need to be painted. Just let her know and she will make arrangements to get it to you. Linda McDonald said she has several done to turn in.

**Seminars - Nancy Genetti** We need to wait and see what happens before we can set something up. Connie mentioned that Bluebonnet chapter was looking into teachers for a seminar. Linda was tasked with asking if anyone had taken classes or had painted any Barbara Bunsey projects or to look online and give her feedback.

**Saturday Specials - Dusty Dancer** Some discussion on having a Saturday Special in July. Sharlene was going to check out the VFW with Erin to see what dates in July would be available. Nancy Genetti has a tote bag project lined up to teach.

**Monthly Raffle - Armida Guzman** (Absent) No raffle.

**Sunshine/Birthdays - Suzane Godley** Mary Helen reported that Carolyn Martchenke is now in Elk Creek Sr. Living Center in Burleson and that Yvonne Lowrie received 130 cards for her 85th birthday. She is improving and out walking with an aide most days and really was blown away by the drive-by caravan on her birthday celebration.

**Publicity/Website - Suzane Godley** No publicity announcements until after COVID pandemic.

**Parliamentarian - Yvonne Lowrie** (Absent) No input.

Meeting adjourned at 7:15 p.m.

Respectfully submitted,  
Peggy Thomas, Secretary



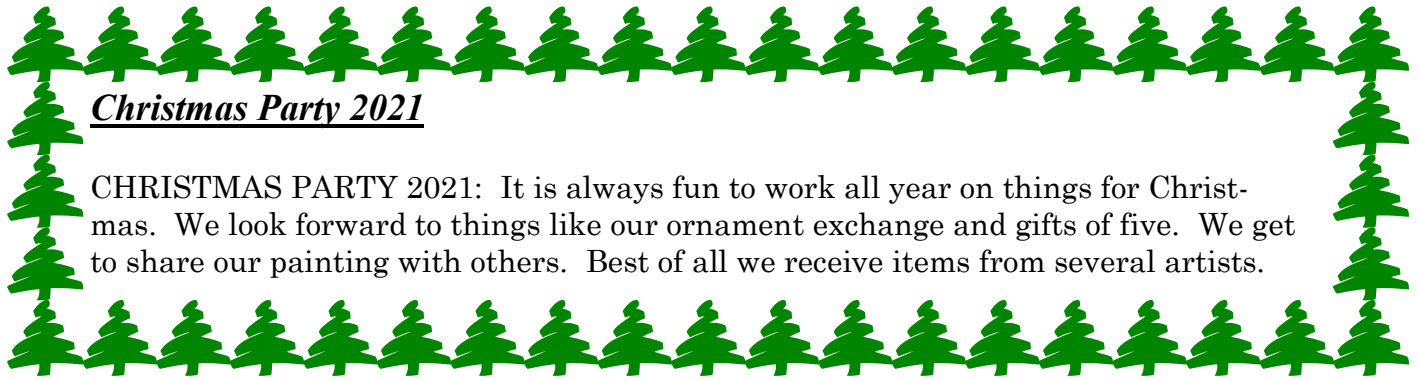


Red Truck paintings  
that Sharlene taught



Yvonne's Drive By Birthday Party





### **Christmas Party 2021**

CHRISTMAS PARTY 2021: It is always fun to work all year on things for Christmas. We look forward to things like our ornament exchange and gifts of five. We get to share our painting with others. Best of all we receive items from several artists.

If there is anyone interested in old FWDP directories for 1986,1987,1988, 1989 and 1990.

Please let Mary Helen know.  
 Mary Helen Horne  
 maryhelenh@aol.com

### **New Service Project**

We have received a donation that can be a service project to go. The wood surface is about 3" tall with various Santa faces in varied stages of completion (a few are finished so there are samples).

Your mission, dear painters, if you choose to accept it, is to take all or some, finish and find a worthy cause to donate to. Some ideas are nursing or assisted living homes, children's hospital, day care, school, church, Meals on Wheels. Or use them as a teaching project with a small group.

If you paint them, you get to choose the lucky recipients. There are about 50.

We also have 12 white egg ornaments that have cute faces painted on and an eye hook on top. These are ready to embellish with bows, ribbons, hats, whatever strikes your fancy and then find a special place to donate to.

Let Sharlene know if you would like to participate in this great kindness project.

### **Sunshine**

Please remember our members on their birthday:

April -  
 7 Pat Bradford

May -  
 13 Armida Guzman  
 15 Louise Smith



## **JULY 10 PAINT IN**— “SUPPLIES” Tote or apron

Design by Beth Wagner taught by Nancy Genetti

Paints: Deco Art Multi Surface Satin

This design uses quite a bit of paint and we probably won't finish the whole design that day, so having your own would be advantageous. I have a few bottles but not enough to sell a palette. Hoftcraft and Deco Art both carry it. Not sure if any stores have it or not. If several go together to purchase you can probably save on shipping.

You are welcome to substitute acrylics or fabric paints, but the colors will not be as vibrant.

My Tote bag is: approximately 16” x 17”

DA505 Poppy

DA500 Cottonball

DA531 Iris

DA530 Lavendar Fields

DA514 Canary

DA506 Lipstick

DA517 Chartreuse

DA523 Coastal Waters

DA503 Pink Cadillac

DA534 Brown Sugar

DA518 Green Apple

DA516 Muted Gold

DA502 Vanilla Shake

DA539 Black Tie

DA527 Blue Bird



### **Way and Means**

We have an auction item to bid on during the April Chapter meeting. Six round wooden trinkets boxes along with three sets of patterns from All Seasons, Rosemary West. At the bottom of my screen is three dots... MORE. Touch "more" and then touch "chat" ; send to Sharlene, then send your bid. You can bit more than once. So let's keep it exciting!





## Memory Boxes—Judy Wallis

We are in a bad need for memory boxes again . I delivered 5 last week. So get painting so we don't have to say " We don't have any painted boxes"

Thank you!  
Judy



While regaining my strength after a long bout with Covid I was able to sit and paint 19 memory boxes for the hospital.

Also, thanks for all the well wishes while I was sick.

Nancy

## 2021 Board

### Elected Officers:

President –	Connie Alexander
VP Programs –	Louise Smith
Treasurer –	Sharlene King
Secretary ---	Peggy Thomas
Membership --	Dora Jodoin



### Committees:

Christmas Party:	Sheryl Jones
Hospitality/Table Attendant:	Jan Park
Monthly Raffle:	Armida Guzman
Newsletter	Nancy Genetti
Website/Publicity:	Suzane Godley
Parliamentarian:	Yvonne Lowrie
Saturday Specials	Dusti Dancer
Seminars	Nancy Genetti
Sunshine/Birthdays:	Suzane Godley
Memory Boxes	Judy Wallis

## SDP Corner and Out and About

It is time for SDP Elections. List of candidates and ballot was sent to each member by email. If you didn't get one, please let them know.

Ballots must be postmarked by a April 26,.

ANNUAL MEETING WILL BE May 18 at 6 pm, when election results will be announced.

Check out Zoom Classes at  
*[sdpvirtualartacademy.com](http://sdpvirtualartacademy.com)*  
*And Decorative painters academy*

**SDP New Address**  
**Society of Decorative**  
**Painters**  
**7450 S Seneca St**  
**Haysville, KS 67060**

Join SDP: An Artful Connection on Facebook if  
you haven't already.

SDP posts lots of information on this Site



**Postponed**  
Oklahoma City Painting Palooza  
The Good Old 50's  
Oct 23-30, 2021  
Registration is open

Wildflowers Chapter 2020 Seminars—postponed to 2021

August 13-14—Maxine Thomas

Postponed to 2022—Jamie Mills Price

Contact Carol Reichelt [rodcar1102@aol.com](mailto:rodcar1102@aol.com) to be put on waiting list

Most information to come due to the Pandemic



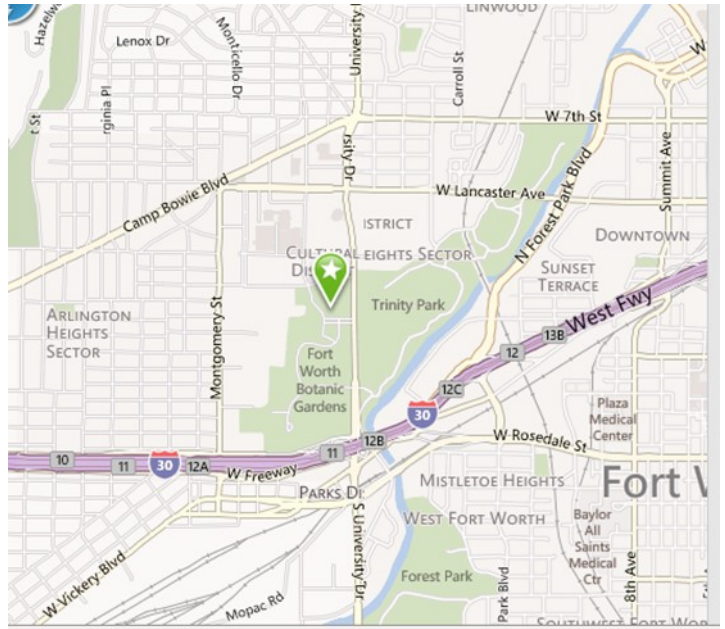
## Fort Worth Decorative Painters

Nancy Genetti  
Newsletter Editor  
1117 Eton Drive  
Richardson, TX 75080

### Facebook:

Fort Worth Decorative Painters (FWDP)

[www.fwdecorativepainters.com](http://www.fwdecorativepainters.com)



**FWDP Meets the Third Monday of February, March, April, May, September, October & November.**

**January Meeting 4th Monday and the Christmas Party 2nd Monday in December.**

**At the**

**Botanical Gardens  
3220 Botanic Garden Blvd.  
Fort Worth, TX 76107**

### 2021 Dates to Remember

ALL MEETINGS WILL BE HELD ON ZOOM UNTIL FUTURE NOTICE

January 6 Transitional Board meeting

January 25—Regular meeting, —Program: Linda—snowman

February 1— Board Meeting

February 15—Regular meeting—Sharlene—Red truck

March 1—Board Meeting

March 15—regular meeting—Pen and Ink—Dora

April 5—Board Meeting

April 19—Regular meeting—Louise—NOEL

May 3—Board Meeting

May 17—Regular meeting—Peggy—A stocking full ornament