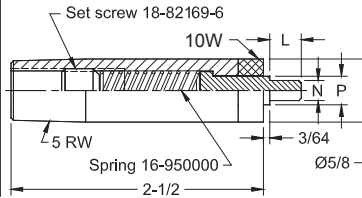


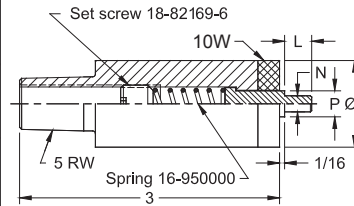
## NON-PILOTING NUT WELDING ELECTRODES



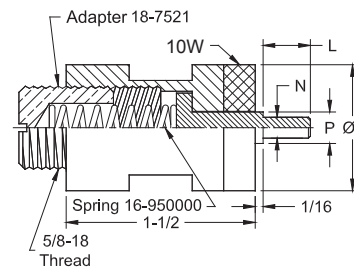
PART No.	Taper or Thd. Size	Pin Dia. N	Pilot Length L	Pilot Dia. P	For Nut Thd. Size N	Pin Part No.
16-3774-04 16-3774-05 16-3774-06		.082 .093 .100		.142 .158 .173	#4 #5 #6	16-950001-04 16-950001-05 16-950001-06
16-3774-08 16-3774-10 16-3774-M6	5RW	.129 .143 .186	.312	.198 .220 .250	#8 #10 6MM	16-950001-08 16-950001-10 16-950001-M6



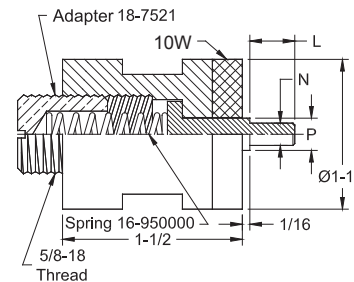
PART No.	Taper or Thd. Size	Pin Dia. N	Pilot Length L	Pilot Dia. P	For Nut Thd. Size N	Pin Part No.
16-3775-12 16-3775-M6 16-3775-25		.166 .186 .192		.250 .250 .283	#12 6MM 1/4	16-950001-12 16-950001-M6 16-950001-25
16-3775-M8 16-3775-31 16-3775-M10	5RW	.252 .257 .322	.312	.283 .345 .347	8MM 5/16 10MM	16-950001-M8 16-950001-31 16-950001-M10



PART No.	Taper or Thd. Size	Pin Dia. N	Pilot Length L	Pilot Dia. P	For Nut Thd. Size N	Pin Part No.
16-3785-12 16-3785-M6 16-3785-25 16-3785-M8		.166 .186 .192 .252		.250 .269 .283 .348	#12 6MM 1/4 8MM	16-950002-12 16-950002-M6 16-950002-25 16-950002-M8
16-3785-31 16-3785-M10 16-3785-M11 16-3785-M12	5/8-18	.257 .320 .359 .388	.375	.345 .427 .466 .470	5/16 10MM 11MM 12MM	16-950002-31 16-950002-M10 16-950002-M11 16-950002-M12



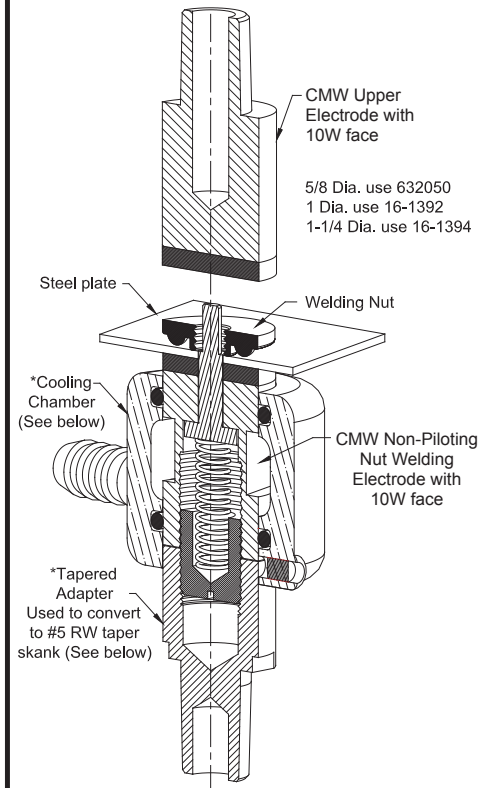
PART No.	Taper or Thd. Size	Pin Dia. N	Pilot Length L	Pilot Dia. P	For Nut Thd. Size N	Pin Part No.
16-3786-12 16-3786-M6 16-3786-25 16-3786-M8		.166 .186 .192 .252		.250 .269 .283 .348	#12 6MM 1/4 8MM	16-950002-12 16-950002-M6 16-950002-25 16-950002-M8
16-3786-31 16-3786-38 16-3786-M10 16-3786-M11	5/8-18	.257 .306 .320 .359	.375	.345 .408 .427 .466	5/16 3/8 10MM 11MM	16-950002-31 16-950002-38 16-950002-M10 16-950002-M11
16-3786-44 16-3786-M12 16-3786-50		.361 .388 .415		.470 .470 .533	7/16 12MM 1/2	16-950002-44 16-950002-M12 16-950002-50



## FEATURES AND SPECIFICATIONS

- 10W faced RWMA CLASS 2 material
- Insulated pin made of anodized aluminum
- Insulated pins are treated to 55 HRC for wear resistance
- Use with tapered electrode holders
- Use with flat faced electrodes
- Accepts external cooling chambers

## TYPICAL SET-UP FOR NON PILOTING NUTS



\*For additional information on cooling chamber and tapered adapter see page 27

Electrode assemblies 18-3785-XX and 18-3786-XX may be used with 5/8-18 threaded holders 18-169, 18-170, 18-171