

HOWARD

ROTAVATOR[®] HR6

For tractors from 10 to 25HP



- The HR6 is a truly versatile Rotavator with a fully functional offset feature.
- Economically priced for the home gardener and hobby farmer.
- Designed for every tillage task, handling crop residues, mixing fertilizer, controlling weeds and preparing seedbeds.


MODEL HR6 ROTAVATOR®



Offset can be achieved by turning a simple handscrew. All sliding members are galvanised to avoid corrosion and ensure a smooth sliding action.



Unique frame design allows the machine to be offset while still mounted to the tractor. The universal drive assembly remains directly in line with the tractor P.T.O.



Top mast and 3 point linkage is independent from the gearbox, eliminating all shock loads on the drive assembly.



Fully adjustable depth control skids and parking stand are standard. The handle for screw offset adjustment is also used for adjusting depth control skids.

SPECIFICATIONS STANDARD EQUIPMENT

Power Range: 10 - 25 HP with
540 rpm PTO.

Tillage Width:

INS	CMS
34	85
40	105
50	125

Linkage: Category 0 and 1, 3 point linkage.

Tillage Depth: adjustable via depth control skids.

Rotor Speed: Single speed rotor 225 rpm at 540 PTO.

Side Drive: By 1 ins pitch chain running in oil.






Parking Stand: As standard.

Universal Drive Assembly: Walterscheid W 2300.

OPTIONAL EQUIPMENT

- Shear pin drive assembly
- Friction clutch drive assembly
- Alternative drive sprockets to obtain following rotor speeds 160-190
- Front depth control wheels

MAXIMUM OFFSET POSITIONS

HR 6		
34	17 8	 17 26
40	20 8	 20 32
50	25 8	 25 42

We reserve the right to change technical specifications without prior notice.

Dealer:



Thrige Agro AS 693 Dane Street
P.O. Box 110 Woodstock
Illinois 60098