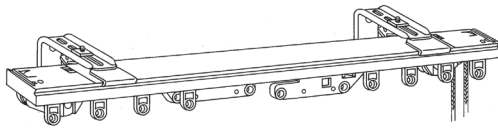
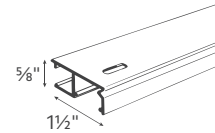


## Architrac<sup>®</sup> Series 93001 Assembled Set

### TRACK STYLE



### DIMENSIONS



### Track Overview

- Assembled set includes all necessary components
- Low profile track (5/8")
- Self lubricating end pulleys
- Front loading carriers for easy installation
- Can be curved or bent
- Wall or ceiling mount available

### Available Colors



White

### Available Draw Types



Hand




Baton



Cord

### Specifications

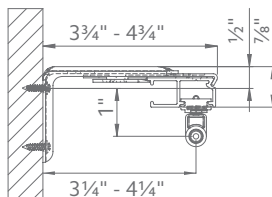
PROFILE	DESCRIPTION	MATERIAL	HEADING STYLE	MOUNT	DRAW	MAX. TRACK SET LENGTH (FT.)	MAX. FABRIC WEIGHT (LBS.)		LBS. PER FT.	
	<b>93001 Cord Draw, Hand/Baton Draw</b> can be angular bent using 12" radius or circular curved	Extruded of 0.050" 6063T5 aluminum alloy etched and anodized.	Pleated, Ripplefold <sup>™</sup>	Ceiling, Wall, Recessed	One-Way	-	1/2" Pulley	lbs. per ft.	3/4" Pulley	lbs. per ft.
						16	32	2	32	2
					Two-Way	32	32	1	64	2

Maximum track lengths and maximum fabric weights do not apply to curved tracks. Send complete specifications to customer service for feasibility.

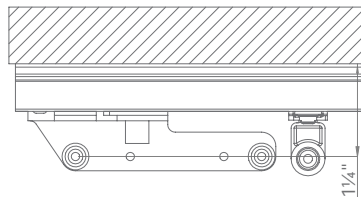
### Installation

Install according to instructions.

#### WALL MOUNT



#### CEILING MOUNT



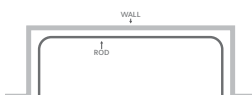
#### SUPPORT SPACING

Two brackets at each end 24" apart, 48" intervals over the remainder of track. Spacing may need to be shortened for heavier draperies.

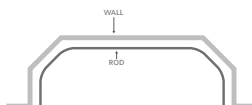
### Bend Styles

All bends must include returns except corner with 90° bend.

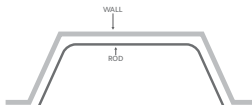
#### STYLE 1: RECESS



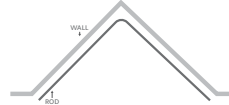
#### STYLE 2: BOW



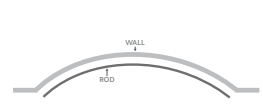
#### STYLE 3: BAY



#### STYLE 4: CORNER





#### STYLE 5: CURVED




## Track Components










### Slide Master Carriers

ITEM	PRODUCT NUMBER	NOTES
	<b>Buttmaster</b> Right 93104 Color: 025 White	
	<b>Buttmaster</b> Left 93105 Color: 025 White	
	<b>Overlap Master</b> Right 93106 Color: 025 White	
	<b>Overlap Master</b> Left 93107 Color: 025 White	

### Slide Carriers

ITEM	PRODUCT NUMBER	NOTES
	<b>Snap Tab</b> 93121 Color: 025 White	

### Ripplefold™ Wheeled Carriers

ITEM	PRODUCT NUMBER	NOTES
 1 7/8"	<b>120% Ripplefold™ Carriers</b> 93140 Color: 025 White	
 2 1/8"	<b>100% Ripplefold™ Carriers</b> 93141 Color: 025 White	
 2 3/8"	<b>80% Ripplefold™ Carriers</b> 93142 Color: 025 White	
 2 5/8"	<b>60% Ripplefold™ Carriers</b> 93143 Color: 025 White	
	<b>Snap Tab</b> 93121 Color: 025 White	