

GALLERY[®]

collection

1 & 2-LAYER CONSTRUCTION



America's Favorite Garage Doors[®]



*Gallery[®] Collection Model GD4S Garage Door with Clayton[™]
Long Window Design, Spade Lift Handles and Step Plates.
Smooth Fiberglass Model FS2651 Entry Door with Clayton[™] Glass.*



clopay.com

GALLERY[®] collection

Clopay's one and two-layer Gallery[®] collection combines stylish carriage house designs at more affordable prices. Create a look that complements the overall look of your home by selecting the panel size, window or solid top section design and decorative hardware to give it that one-of-a-kind look. Available with or without insulation, it is virtually maintenance-free, so the first fabulous impression becomes a lasting impression.

STYLE AND CONSTRUCTION

- 24 gauge or 25 gauge 2" steel frame construction for long-lasting performance.
- Hot-dipped galvanized steel interior and exterior skins with a baked-on primer and top coat help ensure a virtually maintenance-free door with long-lasting beauty.
- Optional 1-5/16" polystyrene insulation improves energy efficiency. 6.3 R-value (Models GD5SV, GD4SV and GD4LV).
- Nylon rollers are quiet and durable.
- Rust-proof, aluminum bottom weatherseal retainer and vinyl astragal help seal out the elements.
- See your Clopay Dealer for WINDCODE[®] door availability.

Calculated door section R-value is in accordance with DASMA TDS-163.



1
LAYER
NON-INSULATED

Model	Description
GD5S	25 Gauge, Short Panel, Non-Insulated
GD4S	24 Gauge, Short Panel, Non-Insulated
GD4L	24 Gauge, Long Panel, Non-Insulated

2
LAYER
POLYSTYRENE

Model	Description
GD5SV	25 Gauge, Short Panel, Insulated
GD4SV	24 Gauge, Short Panel, Insulated
GD4LV	24 Gauge, Long Panel, Insulated

EFFICIENCY
6.3
R-VALUE



Model GD4S, Short Windows with Square Grilles,
Spade Lift Handles, Step Plates and
Optional Decorative Spade Strap Hinges.

VINTAGE style with updated APPEAL

DOOR DESIGNS



Short (GD5S,
GD5SV, GD4S
and GD4SV)

Long (GD4L and GD4LV)

GD5S/GD5SV available 5'0"–18'0" wide in 2" increments (excludes 10'2"–11'4" and 14'8").
GD4S/GD4SV available 5'0"–20'0" wide in 2" increments (excludes 10'2"–11'4" and 14'8").
GD4L/GD4LV available 7'8"–20'0" wide in 2" increments (excludes 10'2"–11'4" and 14'8").
All doors available 6'0"–16'0" high in 3" increments.
Standard hardware shown above.

COLORS



- Exterior steel on standard color doors has a natural woodgrain texture.
- Doors can be painted to match the home's exterior using a high-quality latex exterior paint. Do not use oil-based paint.

** Not available on Models GD4L and GD4LV.
Due to the printing process, colors may vary.*

CUSTOM PAINT OPTION



Color Blast™ offers more than 1,500 Sherwin-Williams® color options to complement your home. Clopay's durable factory finish has been thoroughly tested and is backed by a five-year warranty.

SHORT PANEL WINDOW DESIGNS AND TOP SECTION OPTIONS

MODELS GD5S, GD5SV, GD4S AND GD4SV

Models GD5S and GD5SV
available only in widths up to 18'.

HEIGHTS 7'0"–8'0"

WIDTHS 5'0"–6'0"

6'2"–7'6"

7'8"–10'0"

11'6"–14'6"

14'10"–19'0"

19'2"–20'0"

9'0"–10'0"

10'6"–12'0"

7'8"–10'0"

7'8"–10'0"

Illustrations simplified for clarity.

Long Top Section

Plain Short

Plain Long

Short with
Rectangular Grilles

Long with
Rectangular Grilles

Short with
Square Grilles

Long with
Square Grilles

Ashford® Short†

Ashford® Long†

Kristin® Short†

Kristin® Long†

Wrought Iron Short*†

Wrought Iron Long*†

ARCH1 Plain

ARCH1 with
Vertical Grilles

ARCH1 with Grilles

ARCH2 Plain

ARCH2 with
Vertical Grilles

ARCH2 with Grilles

ARCH3 Plain

ARCH3 with
Vertical Grilles

ARCH3 with Grilles

Trenton® Short†

Trenton® Long†

Clayton™ Short†

Clayton™ Long†

Wrought Iron Arch*†

*Acrylic

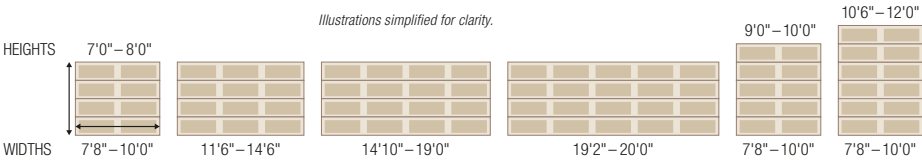
†Complements Clopay Entry Door glass.

Note: Due to stile width restrictions, some odd size door widths may allow
only for the installation of a single handle. See your Clopay Dealer for details.

LONG PANEL WINDOW DESIGNS AND TOP SECTION OPTIONS

MODELS GD4L AND GD4LV

Illustrations simplified for clarity.



Short Top Section



Plain Short



Plain Long



Short with Rectangular Grilles



Long with Rectangular Grilles



Short with Square Grilles



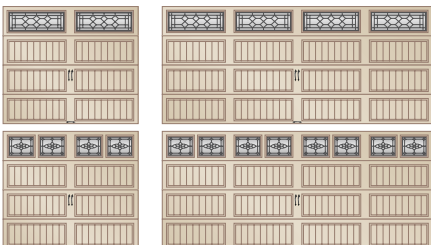
Long with Square Grilles



Ashford® Short†



Ashford® Long†



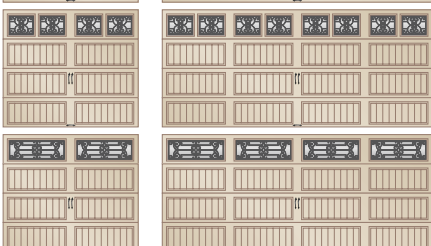
Kristin® Short†



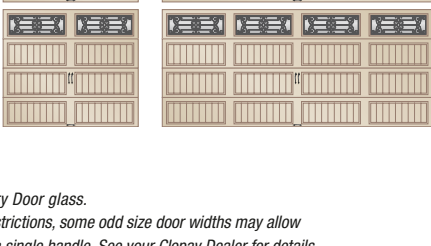
Kristin® Long†



Wrought Iron Short*†



Wrought Iron Long*†




ARCH1 Plain




ARCH1 with Vertical Grilles



ARCH1 with Grilles



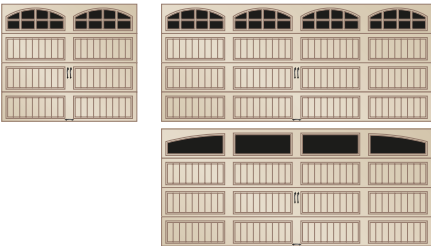
ARCH2 Plain



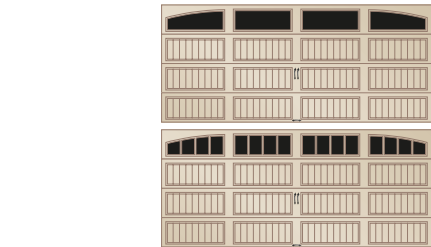
ARCH2 with Vertical Grilles



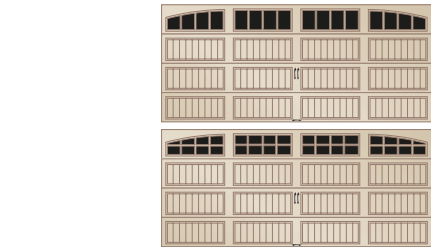
ARCH2 with Grilles



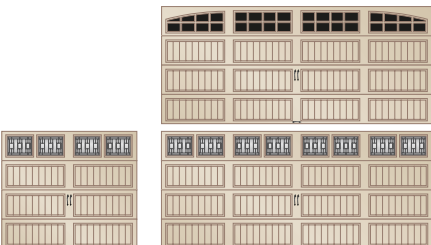
ARCH3 Plain



ARCH3 with Vertical Grilles



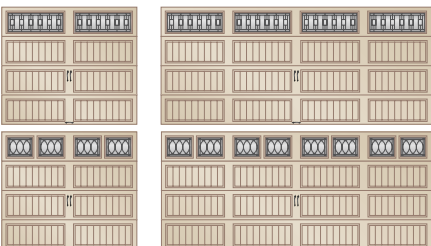
ARCH3 with Grilles



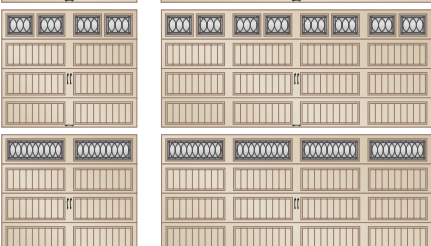
Trenton® Short†




Trenton® Long†



Clayton™ Short†



Clayton™ Long†



Wrought Iron Arch*†



*Acrylic

†Complements Clopay Entry Door glass.

Note: Due to stile width restrictions, some odd size door widths may allow only for the installation of a single handle. See your Clopay Dealer for details.

Windows

GLASS

*Complements Clopay Entry Door glass.



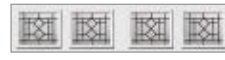
Plain Short



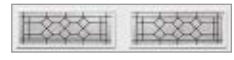
Plain Long



Short with Square Grilles



Ashford® Short*



Ashford® Long*



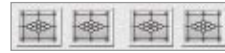
ARCH1 Plain



ARCH2 Plain



Short with Rectangular Grilles



Kristin® Short*



Kristin® Long*



ARCH1 with Grilles



ARCH2 with Grilles



Long with Square Grilles



Trenton® Short*



Trenton® Long*



ARCH1 with Vertical Grilles



ARCH2 with Vertical Grilles



Long with Rectangular Grilles



Clayton™ Short*



Clayton™ Long*

ACRYLIC



Wrought Iron Short*



Wrought Iron Long*



Wrought Iron Arch*

Long and short windows may be used in any Gallery® 1 & 2-layer model. Double strength glass is standard. Optional 1/8" obscure glass is available on all Gallery® 1 & 2-layer models.

Decorative Hardware

STANDARD



Spade Lift Handles



Spade Step Plate

Note: Decorative hardware options vary based on door widths. Standard hardware is not provided if a lock is chosen. See your Clopay Dealer for details.

OPTIONAL



Spear Lift Handles†



Spear Step Plate†



Spear Strap Hinge†



Spade Strap Hinge*
(Complements
Spade Lift Handles
and Spade Step Plate)



Colonial Lift Handles†



Colonial Step Plate†



Colonial Strap Hinge†



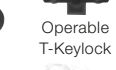
Olde Door
Pull Handles†



Gate Latch
Handles†



Operable
L-Keylocks



Operable
T-Keylock



Escutcheon
Plates



Round Resin
Clavos*



Diamond
Resin Clavos*

†Aluminum construction.

*Door may not open properly if installed near the top depending on opening dimensions and lift type. See your Clopay Dealer for more details.

Additional Features



Large authentic arch
window designs.



Decorative panel edging and natural
embossed woodgrain texture.

Warranties

25 GAUGE DOORS (GD5S and GD5SV)

PAINT SYSTEM
LIMITED
15 YR
WARRANTY

WINDOW
LIMITED
10 YR
WARRANTY

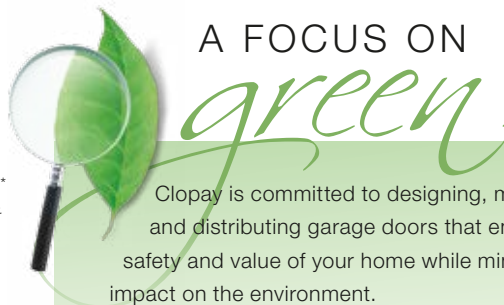
HARDWARE
LIMITED
3 YR
WARRANTY

24 GAUGE DOORS (GD4S, GD4L, GD4SV and GD4LV)

PAINT SYSTEM
LIMITED
LIFE
WARRANTY

WINDOW
LIMITED
10 YR
WARRANTY

HARDWARE
LIMITED
3 YR
WARRANTY



Clopay is committed to designing, manufacturing and distributing garage doors that enhance the beauty, safety and value of your home while minimizing the impact on the environment.

The Gallery® Collection one and two-layer construction helps conserve natural resources by providing a durable, reliable, low-maintenance, energy efficient door. Long-lasting steel doors and hardware are impervious to moisture and will not rot, warp or crack, and the steel used in Clopay's doors is made from over 75% recycled content. All Clopay doors are made in the U.S., minimizing shipping, damage and handling.

For more details on Clopay's green practices visit
clopaydoor.com/green



For more detailed product specification information or availability of our Gallery® Collection Garage Doors, please contact your Clopay Dealer. To locate a dealer to help you select the right door for your home, just go to www.clopaydoor.com/dealer or call 1-800-2CLOPAY (225-6729).

Follow us on



©2016 Clopay Building Products Company, Inc., a Griffon company.

RSDR-GALLERY1-2LAYERSS-11_REV0216