

# How to Get Rid of a Sharps Container

Safe Disposal of Needles and Other Sharps Used At Home, At Work, or While Traveling

There are several ways to get rid of a sharps disposal container. Check with your local trash removal services or health department (listed in the city or county government (blue) pages in your phone book) or search the Internet for safe sharps disposal programs available in your area.

Some examples of safe sharps disposal methods are briefly described below:

## Drop Box or Supervised Collection Sites

You may be able to drop off your sharps disposal containers at collections sites, such as doctors' offices, hospitals, pharmacies, health departments, medical waste facilities, and police or fire stations. Services may be free or have a nominal fee.

## Household Hazardous Waste Collection Sites

You may be able to drop off your sharps disposal containers at local public household hazardous waste collection sites. These are sites that also commonly accept hazardous materials such as household cleaners, paints, and motor oil.

## Mail-Back Programs

You may be able to mail certain FDA-cleared sharps disposal containers to a collection site for proper disposal. This service usually requires a fee. Fees vary, depending on the size of the container. Follow the manufacturer's instructions included with the disposal container, as these programs may have specific requirements for mail-back.


## Residential Special Waste Pickup Services

Your community may provide pick-up services using a sharps disposal container acceptable to the pick up company, either provided to you by the pickup services company or one that you already own, depending on the company guidelines for pick up. The container is placed outside the home for collection by trained special waste handlers. Some programs require customers to call for pickup, while others offer regular pickup schedules.

## For more information specific to your state:

Visit the [Coalition for Safe Community Needle Disposal's Safe Needle Disposal](#) Web site to find information including:

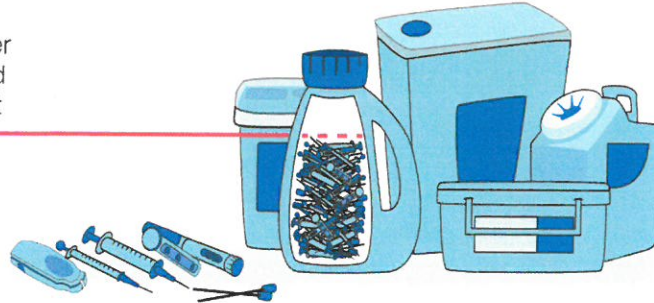
- types of sharps containers that can be used,
- disposal programs in your area,
- how to label your sharps disposal containers,
- how to secure the lid of your sharps disposal container, and
- whether sharps disposal containers can be thrown away in the common trash.



# What to Do with Used Sharps in **West Virginia**


**Put used sharps in a strong, plastic container.**

When the container is 3/4 full, put the lid on, seal it with duct tape, and label  
**DO NOT RECYCLE.**



Have a needle clipper? When the needle clipper is full, it can be disposed of according to your state or local regulations. More information can be found at: <https://safeneedledisposal.org/sharps-management/fda-cleared-sharps-containers/>

**Put the plastic container in the household trash-**don't**  
recycle!**



If a trash collector is reluctant to collect a red sharps container, refer them to your [state waste agency](#).

**Sharps should never be thrown loosely into the trash or toilet.**

Sharps that retract after use, or are very small, should be disposed of like all other sharps.

Reference: <https://safeneedledisposal.org/state-search/?state=WV>