

CALIFORNIA DEPARTMENT OF WATER RESOURCES

# **Flood Maintenance Assistance Program**

O&M Assistance for LMAs

May 24, 2023 Update

CVFPB Coordinating Committee Meeting

Jeff H. Van Gilder, Program Manager  
Flood Maintenance and Operations Branch

# FMAP Program Overview

*Through Directed Funding, FMAP assists local Levee Maintaining Agencies (LMAs) to meet or maintain compliance and eligibility with United States Army Corps of Engineers (USACE) Public Law 84-99 (PL 84-99) for federally authorized levees within the State Plan of Flood Control (SPFC). FMAP funds LMAs for general costs associated with Operations, Maintenance, Repair, Replacement, and Rehabilitation (OMRR&R).*



# FMAP Program Overview

- *These SPFC LMAs are responsible for over 1,400 miles of levees that protect 1.3 million people and over \$100 billion of damageable property.*
- *Since 2018, FMAP has provided over \$44 million to participating LMAs.*
- *With over a \$140 million shortfall in annual spending for OMRR&R activities, FMAP serves to mitigate the spending deficiency by bolstering the maintenance budgets and activities of the partnering entities.*



# FMAP Program Requirements

- Program needs were identified in CVFPP and originally funded through the FY 18/19 Budget Act. Currently funded with baseline General Funds appropriated annually.
- OMRR&R Assurance Agreement is required (between LMA and CVFPB) – this only needs to be signed once and is not required in subsequent years.
- Proposal Solicitation Package (PSP) is required for each funding cycle.
- Funding Agreement (FA) required between DWR and LMA is required for each funding cycle.
- CEQA Documentation is required each funding cycle.



# FMAP Program Benefits

- Increases Operations and Maintenance (O&M) funding to LMAs.
- Maintenance Areas (MAs) managed by DFM are eligible.
- Provides funding for Section 218 Assessment related activities such as technical reports.
- Contracts are issued and closed annually to avoid overlap and allow consistency for LMA O&M activities.



# FMAP Funding Distribution

## LMA's Submit Proposal Solicitation Package (PSP)

*LMA fund amount is dependent upon total  
LMA participation and funds available*

**\$20K**



**Task 1** – Preparation of a  
Letter of Intent (LOI)  
and/or System-wide  
Improvement Framework  
(SWIF)

**\$20K**



**Task 2** - Financially assist LMAs  
to fund technical assistance to  
effectively perform maintenance  
activities.

**<\$10K/mi    >\$10K/mi**

*75% match*



*50% match*

**Task 3** - DWR to provide  
matching funds for O&M  
activities based on  
participation in Tasks 1 and 2



CALIFORNIA DEPARTMENT OF  
**WATER RESOURCES**

---

**Note:** LMAs may use funding from Tasks 1 and 2 for O&M activities if they have already been completed.

# FMAP Implementation Schedule

FMAP Initiated  
July 2018

Today  
May 2023

2018

2019

2020

2021

2022

2023

FMAP  
Implementation

Jul - Dec  
2018

May 2019

Jan 2019 - Apr 2020

Mar 2020

Jul 2019 - May 2021

Jan 2021

Apr 2020 - May 2022

Nov 2021

May 2021 - Ongoing

Dec 2022

May 2022 - Ongoing

FY 18/19 Funding Cycle

Status: Closed

FY 19/20 Funding Cycle

Status: Closed

FY 20/21 Funding Cycle

Status: Closed

FY 21/22 Funding Cycle

Status: Open

FY 22/23 Funding Cycle

Status: Open

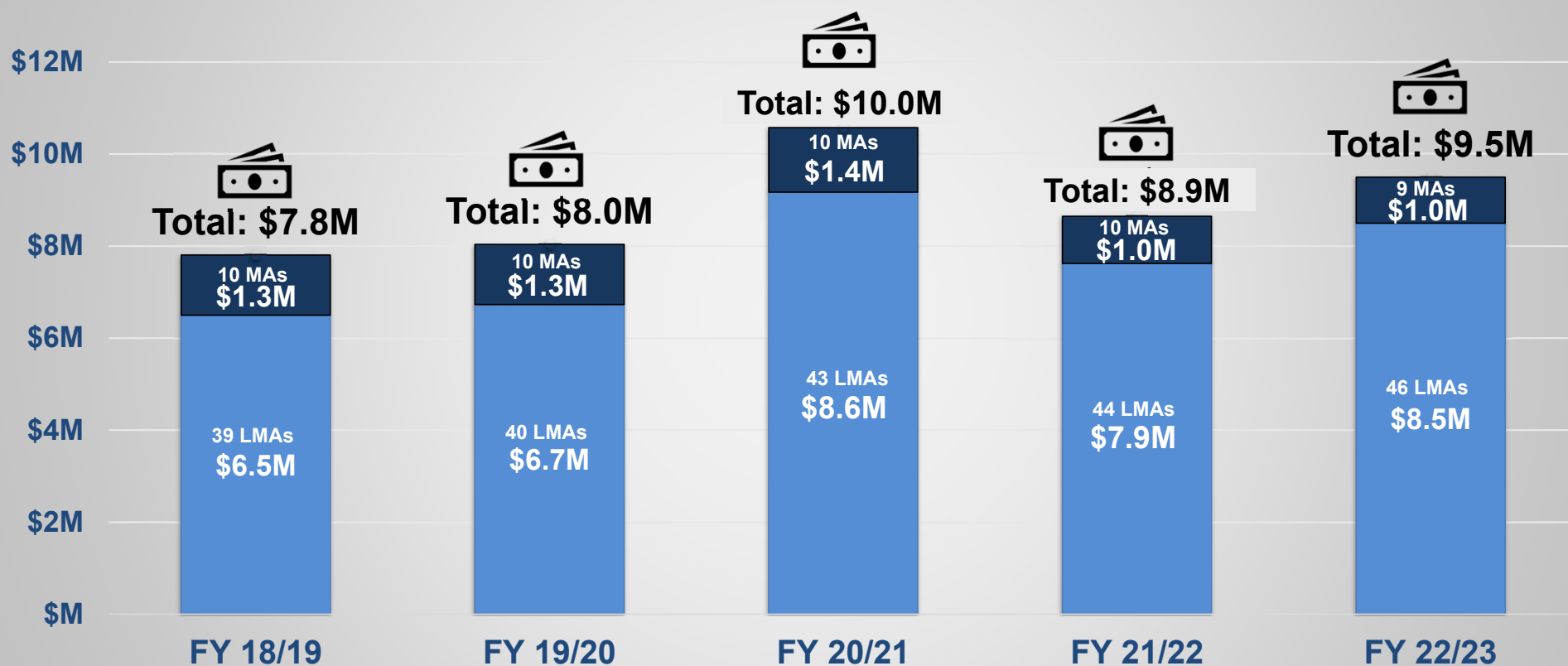
FMAP FY	Start PSP Submission	Start Contract Execution	Contract Term	End Contract Closeout
18/19	Jan 2019	May 2019	Jan-Dec 2019	Apr 2020
19/20	Jul 2019	Mar 2020	Jan-Dec 2020	May 2021
20/21	Apr 2020	Jan 2021	Jan-Dec 2021	May 2022
21/22	May 2021	Nov 2021	Jan-Dec 2022	May 2023
22/23	May 2022	Dec 2022	Jan-Dec 2023	

**Note:** Currently in the process of reviewing closeout reports for FY 21/22 and Executing Funding Agreements for FY 22/23



CALIFORNIA DEPARTMENT OF  
WATER RESOURCES

# FMAP Funding Annual Summary



COMMITTED FUNDS



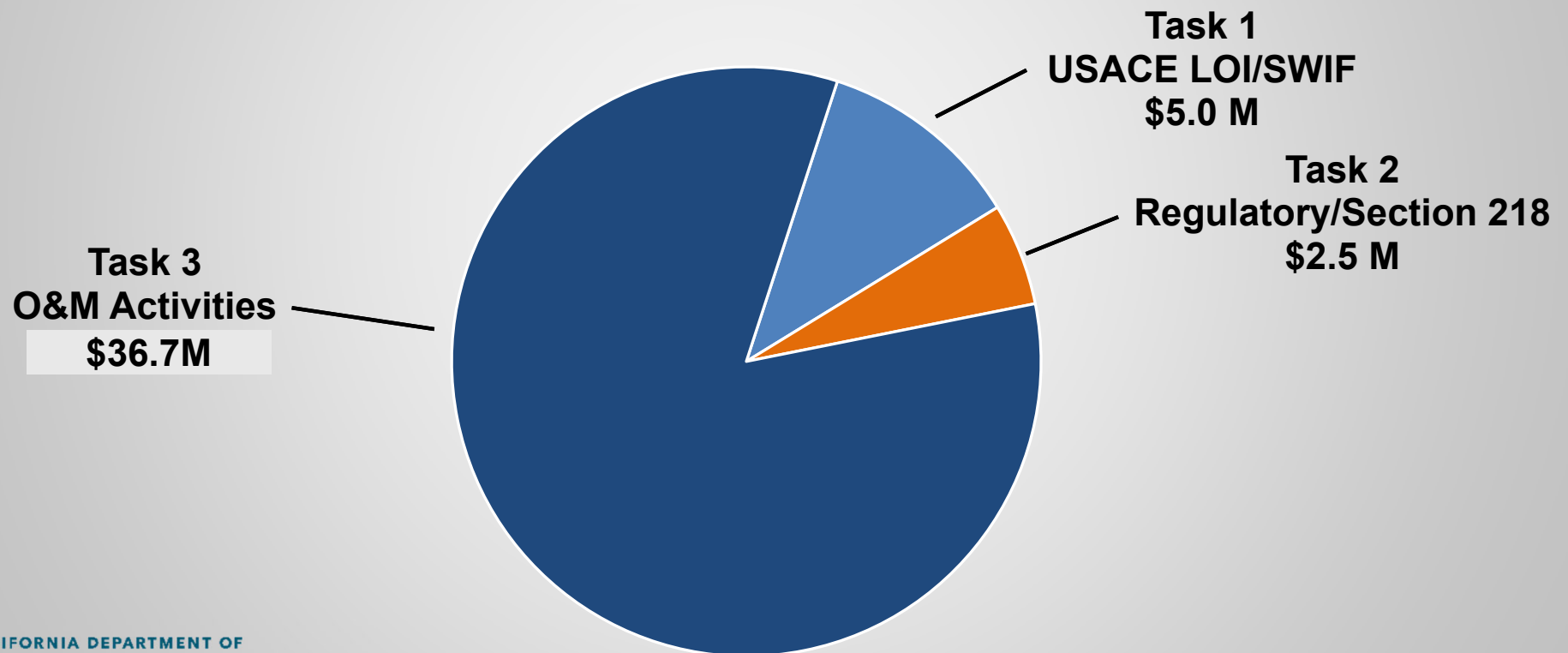
CALIFORNIA DEPARTMENT OF  
WATER RESOURCES



# FMAP Total Funding Breakdown

**2018-Present**

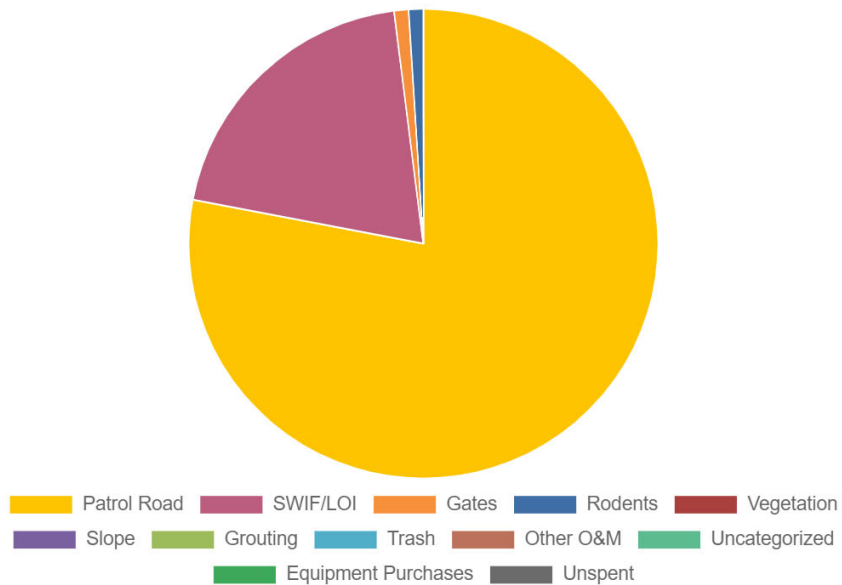
**\$44.2 Total**



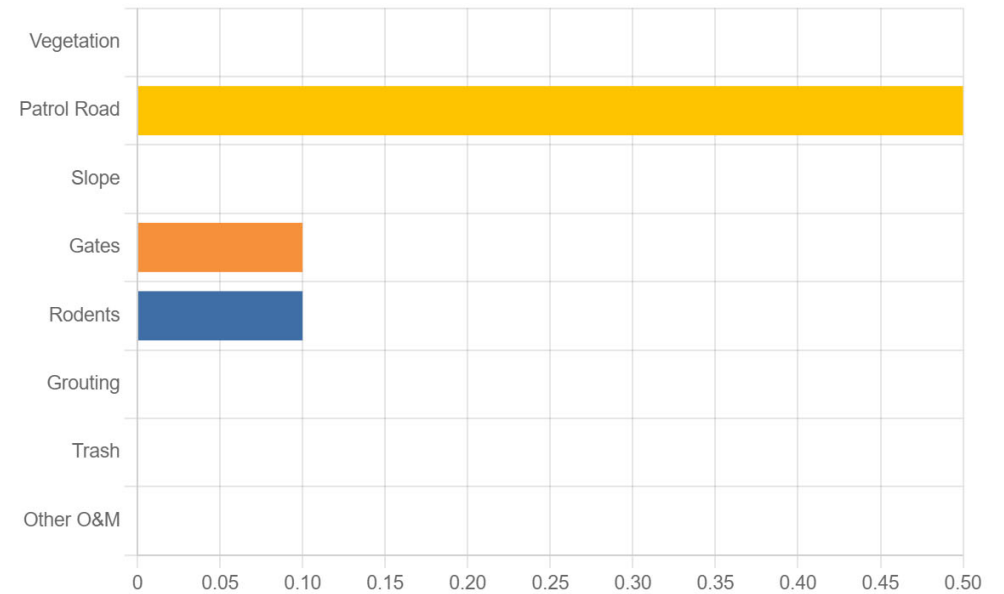
CALIFORNIA DEPARTMENT OF  
WATER RESOURCES

# FMAP LMA Closeout Graph and Chart

Categories by Percentage of Grant



Maintenance Categories by Mileage Addressed

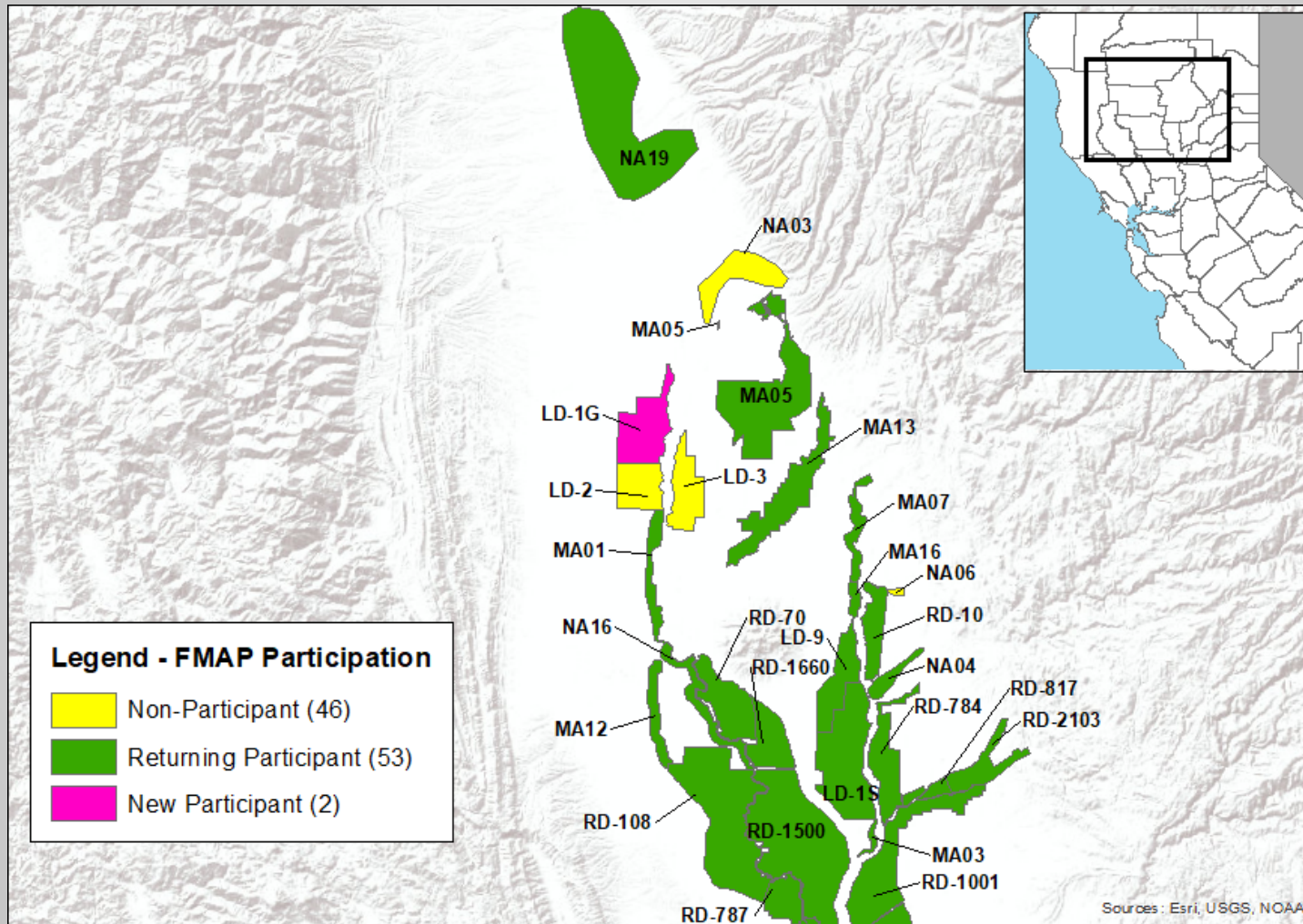


# FMAP Program Accomplishments

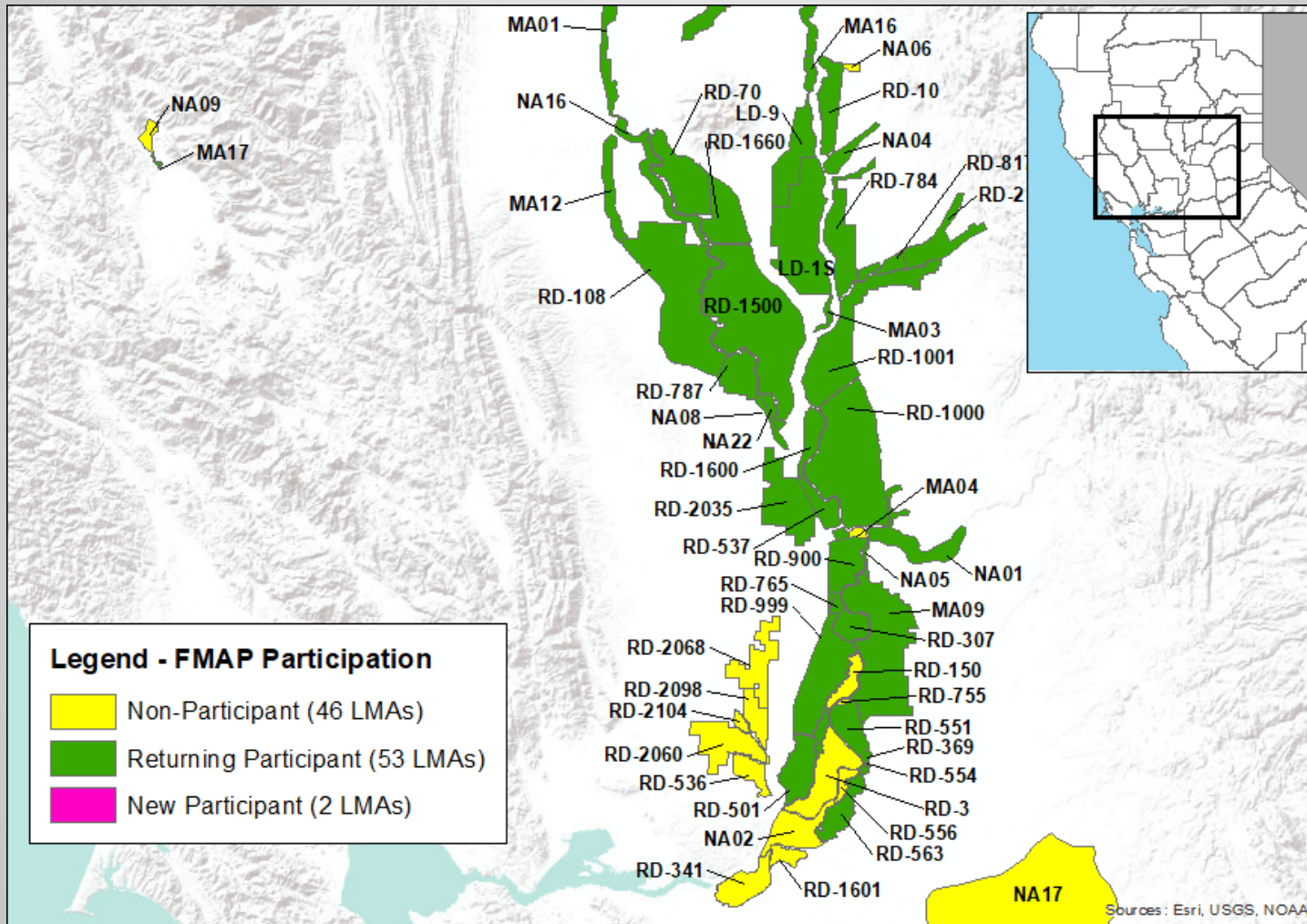
- Increased LMA participation each funding cycle.
- LMAs participating in FMAP have reduced "Minimally Acceptable" levee miles from 114 to 85 since FY 18/19.
- LMAs participating in FMAP have reduced "Unacceptable" levee miles from 75 to 13 since FY 18/19.
- LMAs participating in FMAP have increased PL 84-99 eligibility from 39 to 46 since FY 18/19.
- FMAP OMRR&R agreement has streamlined the execution of project agreements required in other DWR programs.



# LMA Participation Map - North

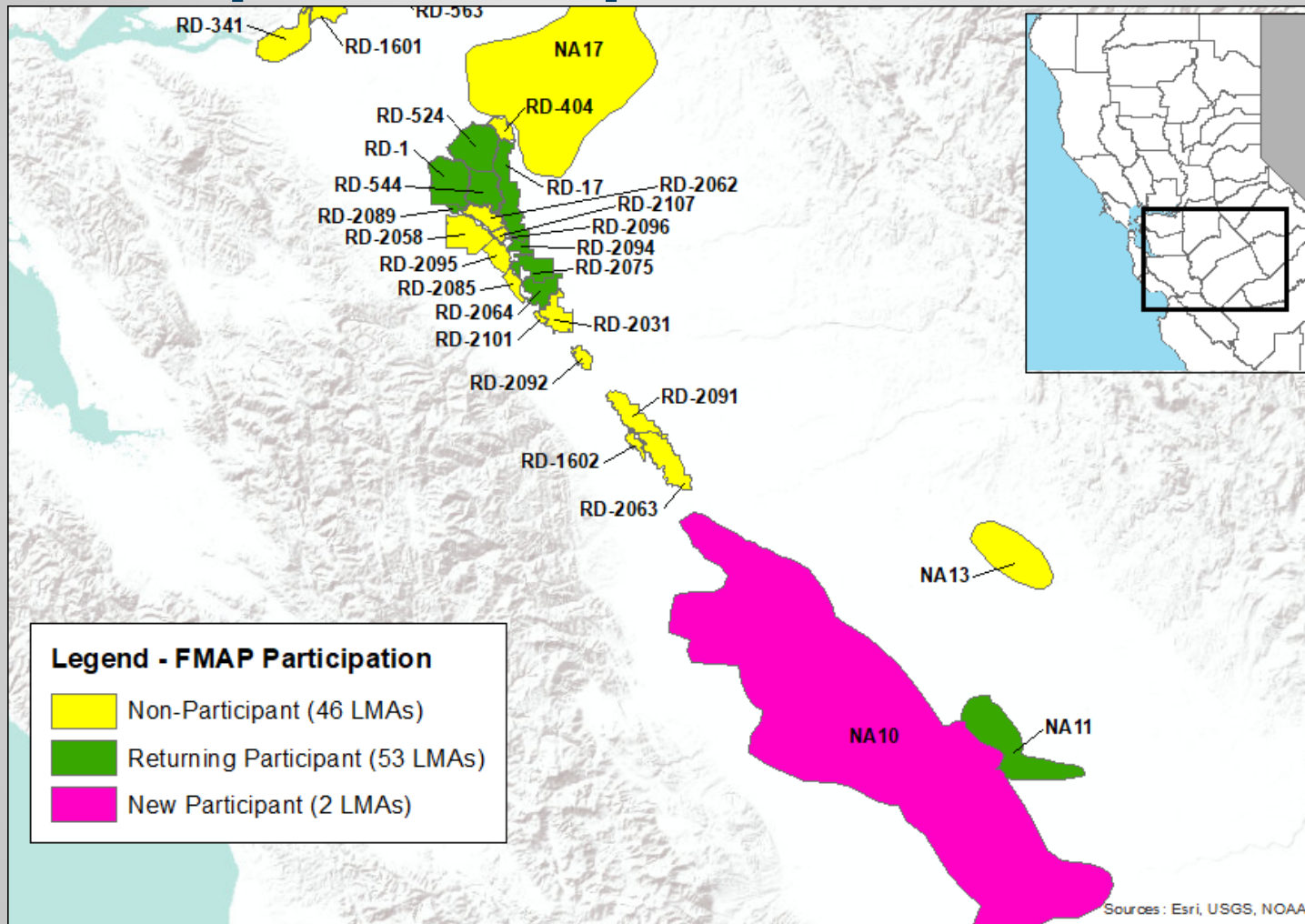


# LMA Participation Map – North and Delta





# LMA Participation Map – Delta and San Joaquin



## FMAP Program Next Steps

- Continue to work with participating LMAs for program support and assistance.
- Continue outreach to non-participating LMAs to encourage program participation.
- Continue to evaluate effectiveness of FMAP toward increasing LMA PL 84-99 eligibility.

