



Browning
**Archery
Equipment**



COBRA

NOMAD I

SAFARI I


EXPLORER I



Cobra

An entirely new hunting bow, the powerful and compact Browning Cobra offers exceptional performance for the hunter who puts a premium on portability and easy handling. This dynamic 50" hunting bow measures a mere 47" from tip to tip when strung and ready for action, so it can be maneuvered for a quick shot from just about any shooting position. Yet, it has all the power and speed a hunter could ask for.

The Cobra features extra broad limbs with face and back of jet black unidirectional fiberglass. Additional fiberglass reinforcement has been bonded at the bow tips for strength and protection. The handsome handle riser section is formed from laminations of choice East Indian Rosewood and super-strong, black, hi-density phenolic. The sculptured, hand-filling, full pistol grip with thumb rest makes for comfortable, sure shooting regardless of style. To insure years of performance in any weather, the bow is finished with a tough, epoxy resin finish.



Specifications:

	COBRA
Length.....	AMO 50"
Draw Weights.....	35 to 70 lbs.
Recommended Draw For	
Ideal Performance.....	24" to 30"
Draw Limit.....	None
String Length	
For AMO 50" Bow.....	47"
String Height.....	7¼" to 7¾"
Sight Window	
Full Center Shot.....	4¼"
Handle.....	Full Pistol Grip with Thumb Rest
Color of Bow: Back.....	Black
Face.....	Black

Furnished with heavy, vinyl reinforced, nap lined bow bag.

Explorer

The Explorer is Browning's answer to the dedicated hunter who wants a powerful, smooth drawing hunting bow of built in stabilizer design. Forward mass stabilizers built into the handle riser section permit the steadiest aim and smoothest release possible for maximum accuracy.

The 56 inch Explorer I is perfect for fast shooting in dense cover; the 62 inch Explorer II provides the closest thing to target bow accuracy in a hunting bow.

Both versions feature a forest green back and face of unidirectional fiberglass for fine camouflage. The green back and face also offer a beautiful contrast to the select hardwoods of the handle riser. The bow is designed with a full pistol grip with thumb rest and center shot sight window.











Safari

For the serious hunter, the incomparable Safari is available in two popular versions. The Safari I is only 54 inches long for superb handling, plus an abundance of power for quick, trophy-taking shots. Should slightly smoother shooting and longer range accuracy be the prime consideration, the hunter may prefer the 60 inch Safari II.

Both models feature similar wide, full working recurve limbs that drive the heavy hunting arrows with lightning-like speed and accuracy.

Choice Brazilian Rosewood is used in the handle riser which has a contoured, full pistol grip with thumb rest and a wide center shot sight window. The limbs are double laminated layers of maple veneer and brown unidirectional fiberglass. The tips are reinforced with a double fiberglass overlay for extra strength and protection. The color of the back and face enhances the grain of the handle riser and blends perfectly with natural surroundings for effective concealment. The bows are beautifully finished with a hard, clear epoxy resin.



Specifications	EXPLORER I	EXPLORER II	SAFARI I	SAFARI II
Length.....	AMO 56"	AMO 62"	AMO 54"	AMO 60"
Draw Weights.....	35 to 70 lbs.	35 to 70 lbs.	35 to 70 lbs.	35 to 70 lbs.
Recommended Draw For Ideal Performance.....	24" to 30"	24" to 30"	24" to 30"	24" to 30"
Draw Limit.....	None	None	None	None
String Length.....	53" ①	59" ②	51" ③	57" ④
String Height.....	7" to 7½"	7¼" to 7¾"	6½" to 7"	7½" to 8"
Sight Window				
Full Center Shot.....	4¾"	5¾"	5¼"	5¾"
Handle.....	Full stabilizer, full pistol grip with thumb rest		Full pistol grip with thumb rest	
Color of Bow: Back.....				
Face.....				

Furnished with heavy, vinyl reinforced, nap-lined bow bag.

① For AMO 56" Bow ② For AMO 62" Bow ③ For AMO 54" Bow ④ For AMO 60" Bow



Nomad Stalker


The entirely new Nomad Stalker is a compact, fast handling, high performance hunter that will please the most dedicated Bowman. As its name implies, the Stalker is short enough for easy maneuvering in heavy cover or when taking shots from any shooting position.

Stringing this 52 inch performer reduces its overall length from tip to tip down to a trim 49 inches, yet it has the power, speed, and accuracy of longer hunting bows.

The full pistol grip is accentuated by a riser section of rich Shedua hardwood. The limbs are extra broad, laminated from layers of select maple veneer and black unidirectional fiberglass on the face and back of the bow. The nocks are also reinforced with an extra fiberglass overlay. As permanent protection against weather and wear, the bow is given an extremely durable epoxy resin finish.

Nomad Hunting Sets

These sets include a complete assortment of expert equipment that will please the most discerning hunter. A set is offered with either the 54" Nomad I or the 52" Nomad Stalker and includes a top grain leather shooting glove, a reinforced fine leather hunting arm guard, a silent, fast-draw bow quiver that holds four arrows firmly in place, and your choice of either six perfectly matched and virtually unbreakable fiberglass arrows with sets of both 3-blade hunting points and practice field points; or a half dozen select Port Orford Cedar arrows with 3-blade hunting points installed.



Specifications	NOMAD STALKER	NOMAD I	NOMAD II
Length.....	AMO 52"	AMO 54"	AMO 60"
Draw Weights.....	35 to 65 lbs.	35 to 65 lbs.	35 to 65 lbs.
Recommended Draw For Ideal Performance.....	24" to 30"	24" to 30"	24" to 30"
Draw Limit.....	None	None	None
String Length.....	49" ①	51" ②	57" ③
String Height.....	7½" to 8"	6½" to 7"	7½" to 8"
Sight Window			
Full Center Shot.....	4¾"	5¼"	5¾"
Handle.....	Full Pistol Grip	Full Pistol Grip	Full Pistol Grip
Color of Bow: Back.....	Black	Black	Black
Face.....	Black	Black	Black

① For AMO 52" Bow ② For AMO 54" Bow ③ For AMO 60" Bow

Nomad

Developed exclusively for the avid bow hunter, the Nomad is a powerful, high performance bow at a popular price. The limbs are made with layers of choice maple veneer, laminated to unidirectional black fiberglass on the face and back of the bow. The handle riser features a contoured full pistol grip and center shot sight window for fast aiming. The bow is finished with weatherproof, scratch resistant epoxy resin.

This fine hunter is available in two potent versions. The 54 inch Nomad I is a stocky, stout limbed model for excellent maneuverability in heavy cover and it also casts a hunting arrow with exceptional speed. The 60 inch Nomad II is a smooth shooting, muscular hunter with fine game getting accuracy.



NOMAD STALKER

NOMAD II

Challenge

The Challenge is engineered to provide the highest degree of precision performance a target archer could desire; a bow capable of shooting perfect scores every time out. Every refinement in modern bowmaking has been utilized in the design and crafting of this remarkable target bow. It offers a smooth and effortless draw, minimum recoil and exceptional speed.

Stability has received particular emphasis. The handle riser is designed to dampen limb flutter and handle vibrations. It is made of the finest Brazilian Rosewood and a new hi-density phenolic that gives the deep beauty of fine ebony and the strength and resilience of fiberglass. Integral forward mass stabilizers absorb recoil energy, while providing the ideal amount of additional weight for a steady hold and follow through. For further fine tuning, a Browning detachable torque stabilizer is provided with the Challenge set. The stabilizer is 22 inches long and weighs 4.6 ounces, providing the optimum balance for maximum accuracy and stability.

The Challenge set has every accessory essential to championship performance, including the Browning stabilizer, the Browning No-Cant Bow Sight Reticle, a Reynolds Bow Sight, a Browning sight extension, and a heavily padded vinyl case, with two zippered pockets for the stabilizer rod and a host of accessories. This bow is a masterpiece worthy of the most serious target shooter.

The Challenge may also be ordered without accessories, if desired.

Specifications:	CHALLENGE		
Length.....	AMO 66"	AMO 68"	AMO 70"
Draw Weights.....	30 to 60 lbs.	30 to 60 lbs.	30 to 60 lbs.
Recommended Draw For			
Ideal Performance.....	24" to 31"	26" to 33"	28" to 35"
Draw Limit.....	None	None	None
String Length.....	63" ①	65" ②	67" ③
String Height.....	7½" to 8"	8" to 8½"	8¼" to 8¾"
Sight Window			
Full Center Shot.....	7"	7½"	7¾"
Handle.....	Full stabilizer, full pistol grip with thumb rest.		
Torque Stabilizer Insert.....	5/16" — 24 standard thread		
Color of Bow: Back.....	_____	_____	_____
Face.....	_____	_____	_____

① For AMO 66" Bow ② For AMO 68" Bow ③ For AMO 70" Bow

Monarch

The Monarch is a superb new target bow by Browning for 1968, designed for the most discriminating competition archer.

The precision contoured recurve limbs of the Monarch are engineered for a smooth, even draw all the way to anchor point, and upon release deliver the arrow to the target with amazing speed. Recoil is unbelievably minimized by the integral forward mass stabilizer design of the handle riser which absorbs and dispels limb vibrations. The core is select maple veneer, laminated to a face and back of ivory white unidirectional fiberglass. The handle riser section is East Indian Rosewood, perfectly balanced for a steady hold and follow through. The Monarch comes equipped with a built in stabilizer insert for the shooter who wishes to use a torque stabilizer. The precision-balanced Browning 22 inch stabilizer is an optional accessory designed and weighted for maximum performance with the Monarch.


The full pistol grip with thumbrest also contributes to consistent accuracy. It is shaped for comfortable shooting and exact hand placement arrow after arrow, regardless of shooting style.

The Monarch is offered in a broad assortment of specifications to meet the preference of every score-conscious shooter.

Specifications	MONARCH		
Length.....	AMO 66"	AMO 68"	AMO 70"
Draw Weights.....	30 to 60 lbs.	30 to 60 lbs.	30 to 60 lbs.
Recommended Draw For			
Ideal Performance.....	24" to 31"	26" to 33"	28" to 35"
Draw Limit.....	None	None	None
String Length.....	63" ①	65" ②	67" ③
String Height.....	7½" to 8"	8" to 8½"	8¼" to 8¾"
Sight Window			
Full Center Shot.....	7"	7½"	7¾"
Handle.....	Full stabilizer, full pistol grip with thumb rest		
Torque Stabilizer Insert.....	5/16" — 24 standard thread		
Color of Bow: Back.....	_____	_____	_____
Face.....	_____	_____	_____

Furnished with heavy, vinyl reinforced, nap lined bow bag.

① For AMO 66" Bow ② For AMO 68" Bow ③ For AMO 70" Bow



Apollo

The popular priced Apollo has the length most preferred by the versatile shooter—long enough for a smooth draw and release, yet not too long for hunting. Limbs are made from three layers of maple veneer, permanently bonded by special resins and laminated to a back and face of sandalwood and brown fiberglass. The handle riser is of selected Rosewood and is contoured with a full pistol grip and center shot sight window. The entire bow is protected by a durable epoxy finish.

Medallion

Any archer, regardless of his experience or interests, will enjoy the fine shooting Medallion. It's ideal on the range and for all-family fun. The full recurve design provides an extremely fast cast, while retaining the smooth action desired by target shooters. As in our more expensive bows, the Medallion is made of laminated layers of maple veneer bonded to unidirectional fiberglass. It is a light weight bow of exceptional strength and performance.

The handle riser is shaped from select Congalo Alvis hardwood, contoured to a full pistol grip with full center shot sight window, then polished and coated with epoxy resins for lasting beauty and protection.

Spartan

The Spartan bow is highly recommended for either the adult or older teenager who enjoys all-around archery including hunting. It is also ideal for archery programs sponsored by schools, camps, or commercial organizations.

The characteristics of the bow make it suitable for either target or field use, and its full recurve and handle design assures a stability and accuracy not common in economically priced tackle. The limbs are a composite of multiple layers of maple veneers and unidirectional fiberglass. The riser section is crafted from choice Nigerian Walnut. A durable epoxy finish protects the Spartan from tip to tip. Its design incorporates a semi-pistol grip and center shot sight window.

Specifications:	APOLLO	MEDALLION	SPARTAN
Length.....	AMO 66"	AMO 64"	AMO 62"
Draw Weights.....	30 to 60 lbs.	30 to 55 lbs.	25 to 45 lbs.
Recommended Draw For Ideal Performance.....	26" to 31"	24" to 29"	22" to 28"
Draw Limit.....	None	None	None
String Length.....	63" ①	61" ②	59" ③
String Height.....	7¼" to 7¾"	7" to 7½"	7" to 7½"
Sight Window Full Center Shot.....	6¾"	6¼"	5"
Handle.....	Full Pistol Grip	Full Pistol Grip	Semi Pistol Grip
Color of Bow: Back.....			
Face.....			

Apollo furnished with heavy, vinyl reinforced, nap lined bow bag.

① For AMO 66" Bow ② For AMO 64" Bow ③ For AMO 62" Bow



APOLLO MEDALLION SPARTAN

Mohawk

The Mohawk is a scaled down adult's bow designed for the younger archer who wishes to enjoy the sport with good quality, yet relatively inexpensive tackle. The limbs are specially contoured to facilitate use by junior archers, but the craftsmanship is the same as in quality adult equipment. The handle is a semi-pistol grip design reduced in size to fit a junior's hand. Limbs are modern recurves for good velocity with a smooth, pleasant draw.

The Mohawk bow is also available in a complete archery set that includes an arm guard, a leather finger tab, six colorful Port Orford Cedar arrows and a target face.

Super Glass

Four new solid fiberglass recurve bows have been added this year to provide inexpensive tackle for the beginning archer. These bows are constructed from thousands of glass fibers permanently bonded together with extreme heat and pressure, then given a durable epoxy resin finish. They are virtually indestructible and extremely versatile. Each Super Glass Bow will serve both right or left handed shooters.

There is a rugged little 48 inch model for youngsters from 7 to 12, a 54 inch model for 10 to 16 year age groups, and a 60 inch bow for archers from 12 on up.

These all-weather bows are available separately or in complete sets that include 3 rugged target arrows, a finger tab, arm guard, quiver, and a practice target.

For the hunter there is a 54 inch Super Glass hunting bow with fine speed and power. This bow is also available separately or in a complete hunting set that includes a belt quiver, finger tab, arm guard, three field arrows and a target.

	MOHAWK	SUPER GLASS		
Length.....	AMO 54"	48"	54"	60"
Draw Weights.....	25, 30 or 35 lbs.	20 to 25 lbs.	25 to 30 lbs.	30 to 35 lbs.
String Length.....	51" ①	44"	50"	56"
String Height.....	6½" to 7"	6½" to 7"	7" to 7½"	8" to 8½"
Color.....	Assorted	Assorted	Assorted	Assorted
				54" Hunter
				40 to 45 lbs.
				50"
				7½" to 8"

① For AMO 54" Bow



MOHAWK SUPER GLASS



1968 PRICE LIST BROWNING ARCHERY EQUIPMENT

Browning BOWS

HUNTING BOWS	Length	Draw Weight Range Available (in lbs.) ^①	
Nomad Stalker.....	52"	From 35 to 65	\$47.50
Nomad I.....	54"	From 35 to 65	49.50
Nomad II.....	60"	From 35 to 65	52.50
Nomad Set ^② — Cedar Arrows.....			59.75
Nomad Set ^② — Special Glass Arrows.....			64.75
Safari I ^③	54"	From 35 to 70	59.50
Safari II ^③	60"	From 35 to 70	62.50
Cobra ^④	50"	From 35 to 70	64.50
Explorer I ^⑤	56"	From 35 to 70	62.50
Explorer II ^⑤	62"	From 35 to 70	64.50

TARGET BOWS	Length	Draw Weight Range Available (in lbs.) ^①	
Mohawk.....	54"	25 - 30 - 35	\$19.50
Mohawk Set ^②			25.75
Spartan.....	62"	From 25 to 45	32.50
Medallion.....	64"	From 30 to 55	39.50
Apollo ^③	66"	From 30 to 60	49.50
Monarch ^④	66" 68" 70"	From 30 to 60	84.50
Challenge ^⑤	66" 68" 70"	From 30 to 60	127.50
Challenge Set ^⑥			165.50

- ① The Mohawk Archery Set includes Mohawk bow, six colorful Port Orford cedar arrows, arm guard, shooting tab and target.
 ② The Nomad Sets include a Nomad Stalker or Nomad I bow, six hunting arrows, hunting armguard, shooting glove and bow quiver.
 ③ Bows provided with heavy, vinyl reinforced, nap lined bow bag.
 ④ The Challenge Set includes a deluxe padded vinyl bow case with a large accessory pocket and a stabilizer pocket, a Browning 22" detachable torque stabilizer, a Reynolds bow sight, a Browning sight extension, and a Browning No-Cant bow sight reticle.
 ⑤ All draw weights are taken at a draw of 28".

Browning SUPER GLASS BOWS AND SETS

Model	Length	Draw Weight ^①	
Super Glass 48.....	48"	20 to 25 lbs.	\$ 5.95
Super Glass 48 Archery Set ^②			9.95
Super Glass 54.....	54"	25 to 30 lbs.	7.95
Super Glass 54 Archery Set ^②			12.95
Super Glass 60.....	60"	30 to 35 lbs.	9.95
Super Glass 60 Archery Set ^②			13.95
Super Glass Hunter.....	54"	40 to 45 lbs.	9.95
Super Glass Hunter Archery Set ^②			14.95

- ① Super Glass Archery Sets include three rugged target arrows, shooting tab, arm guard, quiver, and a practice target.
 ② The Super Glass Hunter Set includes a belt quiver, shooting tab, arm guard, three field arrows, and a practice target.
 ③ Draw weights are taken at a draw of 28".

When ordering bows be sure to specify the following:

1. Model by name.
2. Left Hand Model (Right Hand Model will be shipped if Left Hand Model is not specified).
3. Draw Weight (to complete order promptly we will substitute within two pounds on either side of designated weight unless your order specifies "Exactly 00 lbs." or the substitution limits permissible). Since the Mohawk bow draw weights are in increments of five lbs., substitutes will not be made unless the dealer so states.
4. For Challenge and Monarch bows specify length.

Browning ARROWS

Points Available	Length Increments of One Inch	Spine Increments of Five Pounds	
BROWNING FIBERGLASS ARROWS			
Micro-Flite[®] Arrow			
Target.....	26" to 31"	20# to 60#	\$27.50 dz.
Field.....	26" to 31"	20# to 60#	28.00 dz.
Target or Field Fletch with Target Point or Broadhead Adapter included but unattached.....	Maximum	Specify Shaft	
		Sizes 0 thru 12 ^①	26.50 dz.
Broadhead Adapter installed.....	26" to 31" ^②	40# to 70#	27.50 dz.
3-Blade Hi-Precision.....	26" to 31" ^②	40# to 70#	30.00 dz.
4-Blade Bear Razorhead [®]	26" to 31" ^②	40# to 70#	32.50 dz.
Special Hunting Fiberglass Arrow			
Field.....	28" to 31"	40# to 70#	19.50 dz.
Field with Broadhead Adapter included but unattached.....	Maximum	Specify Shaft	
		Sizes 7 thru 12 ^①	17.50 dz.
Broadhead Adapter installed.....	28" to 30" ^②	40# to 70#	18.50 dz.
Split Pack—6 Field, 6 3-Blade.....	28" to 30" ^②	40# to 70#	21.00 dz.
3-Blade Hi-Precision.....	28" to 30" ^②	40# to 70#	22.00 dz.
4-Blade Bear Razorhead [®]	28" to 30" ^②	40# to 70#	24.50 dz.
Solid Glass Fish Arrow			
Double Barbed Fish Point.....	28"	Not Spined	1.95 ea.

BROWNING ALUMINUM ARROWS

XX75[®] Easton Shaft

Target..... 26" to 31"..... 25# to 50#..... 36.50 dz.

24 SRT-X[®] Easton Shaft

Target..... 26" to 31"..... 25# to 50#..... 31.50 dz.

① Micro-Flite[®] Hunting Arrows are subject to the following length limitations: Spines of 30# and under, 28" Maximum length. Spines from 30# to 35#, 29" Maximum length. Spines from 35# to 45#, 30" Maximum length. Spines of 45# and over, 31" Maximum length. ② Micro-Flite[®] Shaft sizes 0-2, Maximum length 28". Shaft sizes, 3 & 4, Maximum length 29". Shaft sizes 5 & 6, Maximum length 30". Shaft sizes 7-12, Maximum length 31". ③ Special Fiberglass Hunting Arrows are subject to lengths that are exactly 1" shorter than those for Micro-Flite[®] Hunting Arrows.

Points Available	Length Increments of One Inch	Spine Increments of Five Pounds	
BROWNING SELECT PORT ORFORD CEDAR ARROWS			
Grade 5 Cedar Arrow			
Target.....	26" to 31"	20# to 50#	\$12.95 dz.
Field.....	26" to 31"	20# to 50#	12.95 dz.
Without Point Untapered.....	Maximum	20# to 70#	11.95 dz.
3-Blade Hi-Precision.....	26" to 30"	40# to 70#	15.45 dz.
4-Blade Bear Razorhead [®]	26" to 30"	40# to 70#	17.95 dz.
Grade 4 Cedar Arrow			
Field.....	26" to 31"	35# to 60#	10.95 dz.
Without Point Untapered.....	Maximum	35# to 60#	9.95 dz.
3-Blade Hi-Precision.....	26" to 30"	35# to 60#	13.45 dz.
4-Blade Bear Razorhead [®]	26" to 30"	35# to 60#	15.95 dz.
O.D. Hunting Cedar Arrow			
Without Point Untapered.....	Maximum	40# to 65#	8.95 dz.
Field.....	26" to 31"	40# to 65#	9.95 dz.
Split Pack —			
6 Field/6 3-Blade.....	26" to 30"	40# to 65#	11.45 dz.
3-Blade Hi-Precision.....	26" to 30"	40# to 65#	12.45 dz.
4-Blade Bear Razorhead [®]	26" to 30"	40# to 65#	14.95 dz.
Flu-Flu Cedar Arrow			
Metal Blunt.....	28"	Not Spined	5.95 1/2 dz.
Grade 3 Cedar Arrow			
Field.....	28"	Not Spined	.55 ea.
Grade 2 Cedar Arrow			
Target.....	28"	Not Spined	.39 ea.
Grade 1 Cedar Arrow			
Target.....	26" & 28" ^①	Not Spined	.30 ea.

When ordering, be sure to specify the following:

1. Type or Grade. (Micro-Flite[®], XX75[®], Grade 4, Flu-Flu, etc.)
2. Type of Point. (Indicate whether attached or unattached.)
3. Length (a 28" adult arrow will always be shipped if length is not specified).
4. Spine, by 5 lb. increments (30 to 35, 35 to 40, 40 to 45, etc.).
5. Quantity (as listed under net wholesale column).

Browning Arrows

BROWNING FIBERGLASS ARROWS

Browning MICRO-FLITE® fiberglass arrows are so exceptional in strength, durability and performance they are the preferred arrow by the all-round archer. Made of specially impregnated fiberglass cloth, they are formed individually on uniform mandrels and subjected to scientifically controlled heat and pressure to produce a tubular fiberglass shaft which is perfectly straight, has absolute concentricity and is practically indestructible. Micro-Flite arrows will not bend, dent, corrode, or warp, and their excellent performance characteristics are not subject to deterioration by weather or age. Fiberglass arrows outlasts all others and in the long run, are actually the least expensive to own.

Browning MICRO-FLITE® Arrows

Micro-Flite tubular fiberglass shafts are precision matched in weight and spine. Hand cresting in a variety of designs and color combinations is a feature of these fine arrows.

Special Fiberglass Hunting Arrows

These tubular fiberglass shafts are exactly fletched and matched in weight and spine for hunting. Color blends with field and forest.

Solid Glass Fish Arrow

Solid glass shafts with rubber fletching.

Points Available	Length** (Increment 1")	Spine (Increment 5")	Shaft Color
Target	26 to 31	20-70	Top dip of finest colored lacquers Micro-Flite® yellow shaft
Field	26 to 31	20-70	
Without Point	Maximum	20-70	
Broadhead Adapter only	26 to 31	40-70	
3-Blade Hi-Precision	26 to 31	40-70	
4-Blade Bear Razorhead*	26 to 31	40-70	
Field	28 to 31	40-70	Special non-reflective Olive Drab fiberglass shaft
Without Point	Maximum	40-70	
Broadhead Adapter only	28 to 30	40-70	
3-Blade Hi-Precision	28 to 30	40-70	
4-Blade Bear Razorhead*	28 to 30	40-70	
Double Barb	28	—	Lacquered silver shaft

**MICRO-FLITE® Hunting Arrows are subject to the following length limitations: Spines of 30" and under, 28" maximum length. Spines from 30" to 35", 29" maximum length. Spines from 35" to 45", 30" maximum length. Spines of 45" and over, 31" maximum length. Special Fiberglass Hunting Arrows are subject to length limitations that are exactly 1 inch shorter than those for Micro-Flite® Hunting Arrows.

BROWNING SELECT PORT ORFORD CEDAR ARROWS

Browning Cedar Arrows are crafted from Port Orford cedar shafts which have been carefully selected for straightness and uniform grain structure. Though Port Orford Cedar is more costly than other woods it is superior in every respect. Although heavier than tubular fiberglass and aluminum, these cedar arrows have excellent flight characteristics and penetration for hunting and good accuracy for field and target shooting. For extra protection against moisture and weather changes, special lacquers are applied over the entire shaft on all Browning Cedar Arrows. Cresting is skillfully done, ascending in complexity with the grade of the arrow. Fletching is carefully designed and positioned to bring out the utmost in accuracy and true flight for each type and grade of arrow. Browning top grade cedar arrows are meticulously weight matched to within 5 grains or less.

Grade 5 Cedar Arrows. Finest quality

Port Orford Cedar shafts are weight matched to within 5 grains and hand crested in a variety of attractive colors and designs.

Grade 4 Cedar Arrows. Quality Port

Orford Cedar shafts are skillfully finished and hand crested in an assortment of colors.

OD Hunting Cedar Arrows. Quality

Port Orford Cedar shafts are uniformly finished to blend into hunting terrain. Parabolic fletch adds to hunting utility.

Flu-Flu Cedar Arrows. Ideal for short

range and airborne targets.

Grade 3 Cedar Arrows. A fine, well

made practice arrow.

Grade 2 Cedar Arrows. A reasonably

priced arrow for all-around shooting.

Grade 1 Cedar Arrows. The ideal

arrow for younger shooters.

Points Available	Length (Increment 1")	Spine (Increment 5")	Shaft Color
Target	26 to 31	20-70	Top dip of finest colored lacquers. Natural cedar shaft
Field	26 to 31	20-70	
W/O Point (Untapered)	Maximum	20-70	
3-Blade Hi-Precision	26 to 30	40-70	
4-Blade Bear Razorhead*	26 to 30	40-70	
Field	26 to 31	35-60	Brilliant white lacquered shaft
W/O Point (Untapered)	Maximum	35-60	
3-Blade Hi-Precision	26 to 30	35-60	
4-Blade Bear Razorhead*	26 to 30	35-60	
W/O Point (Untapered)	Maximum	40-65	Non-reflective Olive Drab shaft
Field	26 to 31	40-65	
3-Blade Hi-Precision	26 to 30	40-65	
4-Blade Hi-Precision	26 to 30	40-65	
Metal Blunt	28	—	Assorted
Field	28	—	Assorted
Target	28	—	Assorted
Target	26 & 28	—	Assorted

BROWNING ALUMINUM ARROWS

Browning aluminum arrows are made from Easton shafts. When matched with Browning craftsmanship, you get an arrow with absolute uniformity and balance resulting in exceptional flight characteristics. The three-feather helical fletch is precisely aligned and nocks and special steel points are streamlined to blend perfectly into the slender metal shafts. The shaftment section is hand crested and the arrow is polished to a satin luster. All arrows are carefully spined and matched to within two grains in weight. For the target archer the additional cost of aluminum arrows is an investment in accuracy.

XX75® Aluminum Arrows

Professional quality target arrows with Easton XX75® shafts.


24 SRT-X® Aluminum Arrows

Easton 24 SRT-X® shafts are used for these precision arrows.


Points Available	Length (Increment 1")	Spine (Increment 5")	Shaft Color
Target	26 to 31	25-50	Top dip of finest colored lacquers. Natural aluminum shaft
Target	26 to 31	25-50	

BROWNING ARROW POINTS

A — Bear Razorhead® E — Target
 B — Hi-Precision F — Fish
 C — Field G — Micro-Flite® Target
 D — Blunt H — Broadhead adapter



All MICRO-FLITE® arrow shafts are made by Browning's Silaflex Division.



Browning Archery Accessories



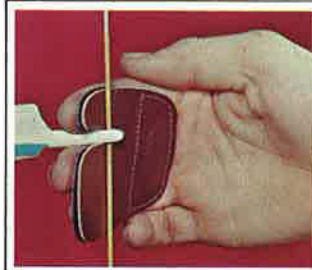
Gloves

In brown cowhide with smooth cordovan leather finger tips or buckskin cowhide with soft leather tips. Both have elastic back and adjustable wristband. All sizes for men and ladies in right or left hand models.



Hunting Thigh Quiver

A top grain leather hunting quiver for silent stalking and fast shooting. Holds six arrows firmly in place with no rattling of shafts. Thong secures quiver to leg. Can be used by right or left hand shooters.



Shooting Tabs

Two layer finger tabs combining firm cordovan leather and soft cowhide. A professional quality tab with the texture for a smooth even release. Small, medium or large sizes, right or left hand models.



Ground Quiver and Bow Stand

This strong, portable, take-down stand of heavy aluminum holds both bow and arrows. Just stick it into the ground. Arrows are conveniently positioned and you never have to lay your bow on the ground.



Arm Guards

All purpose models for men, women or children, plus a special hunting guard. All arm guards are made of top grain cowhide with steel inner stay and fully adjustable elastic straps.



Bow Sight

Reynolds removable sight in gold anodized aluminum with fully adjustable sight post. The sight also accepts wire frame reticles. Featured are two scales; one for distance and the other for tackle changes.



Target Quivers

Made of the finest cowhide in a large 12 arrow size or a smaller capacity compact model, for archers who prefer minimum encumbrance. Both models clip to belt or waistband and are reversible for right or left handers.



Target Sight Extension

Increases the sight radius and improves your shooting. Permanent reference points on each end permit precise mounting and adjustment. Gold anodized aluminum, will not tarnish. Designed for Reynolds Bow Sight.



Rover Quivers

A handsome all purpose quiver in tough, top grain cowhide. Perfect for either the field or target archer. With large zipper accessory pouch and pencil holder. Holds 6 to 8 arrows firmly and conveniently.



No-Cant Bow Sight Reticle

Detect the slightest cant of your bow for consistent aim. Now incorporates changeable reticle system with crosshair or dot, as desired. Operates like a pendulum for perfect alignment. Mounts on most bow sights.



Kwiikee-Bow Quiver

Ideal for silent hunting; a two part neoprene quiver that attaches above and below the handle riser section on any bow. Four arrows are held firmly in place for quick, easy access with no arrow rattle.



Torque Stabilizer

Add the final touch in accuracy to your target shooting. Stabilizer reduces wobble and vibration. Shaft is chrome plated aluminum 22 inches long. Removable head is chrome plated steel. Comes in attractive reinforced vinyl case.



Vinyl Bow Case

Top grade black vinyl, heavily padded and lined with soft flannel nap. Zipper opening, takes up to 70 inch bow — has large zippered pocket for lots of accessories.



Nock Locks

Soft rubber nock locks are easy to install and provide a consistent nocking point.

Kwiikee Silencers

Eliminate string noise and vibration. Slip silencers onto bow string between bow tips and string serving.



Cloth Bow Case

Protect your bow with one of these heavy duty cloth cases. Complete with soft flannel nap lining and tough vinyl trim and ties. In 3 sizes for 50 to 70 inch bows. Ideal for storage or transporting your bow.



Targets

Full color target faces. 36" and 48" competition models with skirt and vinyl coating, plus unskirted heavy paper models in 24" and 18" sizes. Also full color animal silhouettes for field and practice.



Bow Fishing Reel

Lightweight aluminum reel with 5" spool, mounts on a padded base to back of bow. Reel includes 50 ft. of 50 lb. test braided nylon line. Spool can be quickly and easily detached without removing brackets.



Arrow Rests

Two quality flexible plastic rest models and a brush rest for horizontal sight window mounting. For hunters, a silent, deep wool pile rest for mounting on the arrow shelf. All rests have firm holding adhesive backs.



Camouflage Bow Cover

Hide bow glare. Heavy duty camouflage cloth completely conceals your bow. The 2-piece camouflage sleeve has elastic sewn in to hold it in place. There are no loose ends to catch on brush or hamper shooting.



Points and Nocks

A full line of the finest steel points; includes field, hunting, target, blunt and fish points. Hunting points are the 3-Blade Hi-Precision and the 4-Blade Razorhead. Also fine quality nocks in all sizes.



Scent Vent

Plastic container pins onto clothing. Felt wick holds liquid lure; close screw-on lid to store, open to release scent. No need to smear scent on body or clothing. Scent attracts deer and masks human odors.



Waterproof Boot

A guaranteed waterproof boot of silicone treated boulder leather. Fully insulated, with Sherpa soles, German speed lacing and a soft, top-to-toe glove leather lining. The hunting boot for all kinds of weather.



Brush Buttons

Soft rubber buttons slip easily onto the bow string to prevent snagging and dampen string noise.

Bow Tip Protectors

Snug fitting durable rubber cap holds bowstring in place and protects lower tip from damage.



Chukka Kangaroo & Kangaroo Field Boot

Fully lined boots in super soft Kangaroo leather. The 9" boot is available in sizes for men, women and boys. The 4" Chukka is sized for men only. Perfect lightweight footwear for all outdoor activities.

Archery Information

SELECTING A BOW

The accompanying illustration will identify the structural makeup of a bow with the nomenclature most commonly used. Becoming familiar with these terms and the parts of a bow so named will be of help in your understanding archery.

There are two basic bow types, the Straight Bow and the Recurve Bow. Although there are many variations of the recurve bow, it essentially means that the ends of the bow limbs curve in an opposite direction to that of the remainder of the bow limbs. This type of design has become far the more popular in recent years and is considered to give greater arrow speed and superior all-around performance.

Bows are constructed from wood, solid fiberglass, light metals, or a combination of woods and fiberglass in laminated form. The latter is called a composite bow and is considered by far the best type. It is lighter in weight, stronger, and has the facility to cast an arrow faster and more accurately.

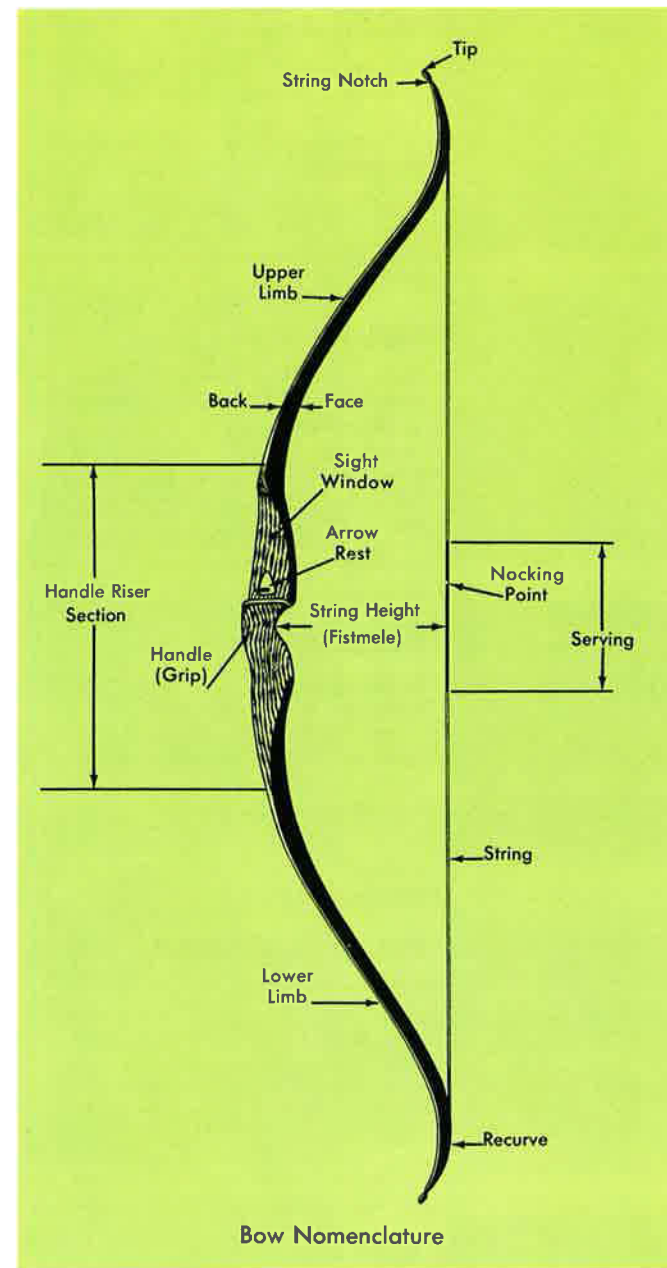
LENGTH: Generally speaking, a shorter bow will produce greater arrow speed, is lighter weight, and more convenient to handle; therefore such bows within the 50" to 60" lengths are normally preferred for hunting. On the other hand, a longer bow, by comparison, is more stable, easier to draw, and smoother on release. Because a longer bow will shoot with more precision than the shorter bow, it is preferred for target and field archery. Bows in this category usually range from 64" to 70" in length. The length selected is a matter of personal preference, although one's size is an important consideration.

DRAW WEIGHT: Draw weight signifies the number of pounds of pull necessary to draw a bow to full draw. Most Browning bows, as with other makes, are measured at 28" draw. A 40 pound bow, for instance, means it takes 40 pounds pressure to draw it 28". Bear in mind that this draw weight will vary with length of draw, approximately 2 pounds per inch. In other words, for a person with a full draw of 27" this 40 pound bow would become a 38 pound bow; or if his full draw were 30", the draw weight would then become about 44 pounds. In selecting a bow, the archer should choose a bow he can pull to his full draw without excessive strain over extended periods of shooting. For target shooting, most men will use a bow with a draw weight between 35 and 45 pounds, women and juniors between 20 and 35 pounds, and youngsters from 10 to 25 pounds. In a hunting bow, the same shooter would ordinarily use a bow with about 10 pounds heavier draw. Do not select a bow too heavy. With modern composite bows, a light draw weight will give comparable accuracy to that of a heavy draw weight.

HUNTING BOW: Should an archer wish to obtain a bow that is suitable for both hunting and target work, it would be preferable to choose one in the lightest draw weight that conforms to state and local laws for bow hunting. In most states, the requirement is for a bow with no less than a 40 pound draw weight.

When a bow is to be used entirely for hunting, the only limitation on draw weight need be the hunter's strength and ability. For the average archer, a bow within the 45 to 55 pound range is generally recommended.


AMO BOW AND STRING LENGTHS: 1968 marks the introduction of voluntary industry wide standards established by the Archery Manufacturers' Organization. During the year, Browning Arms Company and, we presume, a number of other manufacturers will apply AMO standards to their products as production adjustments permit. During this transition period, however, there is no reason for concern if a product or model should not be identified as AMO. The identification bears no relation to quality or performance and usually means a fraction of an inch adjustment in the



Bow Nomenclature

length of a bow, in order that it is properly braced with AMO standard string lengths.

The AMO prefix to bow lengths in inches simply means that the bow has been manufactured to a length that properly utilizes a bow string designated with the identical AMO marking. Example: A bow marked AMO 54" 50# will brace to the desired string height with a string designated bow length AMO 54" bow weight AMO 45# to 55#. In the event the AMO marking does not appear, the manufacturer's specifications always apply.



Arrow Nomenclature

ARROW SELECTION

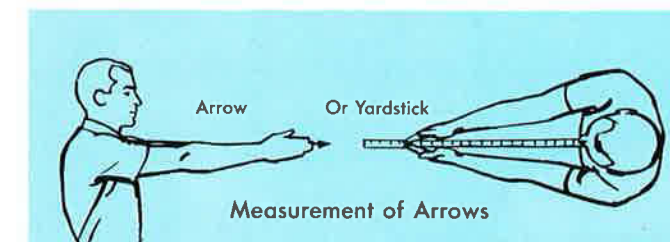
The illustrations and nomenclature will identify the various parts of our arrow and the types of points used.

MATCHED ARROWS: A set of "matched" arrows refers to a group of arrows with the same SPINE (stiffness of the shaft) and the same WEIGHT. Naturally other physical characteristics such as length, fletching, and shaft diameter are also to be the same. Matched arrows are absolutely necessary for consistent performance.

SPINE: Spine is the characteristic of an arrow which allows it to flex around a bow in such a way that it travels straight instead of being deflected to the side as it passes the bow. There is a recommended spine for each bow weight and it is fundamental to achieving good accuracy to use arrows that have the correct spine. The spine of an arrow is converted to a poundage classification corresponding to the draw weight of a bow in order that the two may be more easily matched by the archer. Arrows are usually spined in increments of 5 pounds. Thus for a bow with a draw weight of 42 pounds, arrows should be selected which have been spined in the 40 to 45 pound classification.

WEIGHT: Arrow weight and arrow spine are closely related and variances in either can cause considerable flight inconsistency. Hence, it is also important that each set of arrows match in weight. All better makes of arrows are closely matched to within but a few grains of each other.

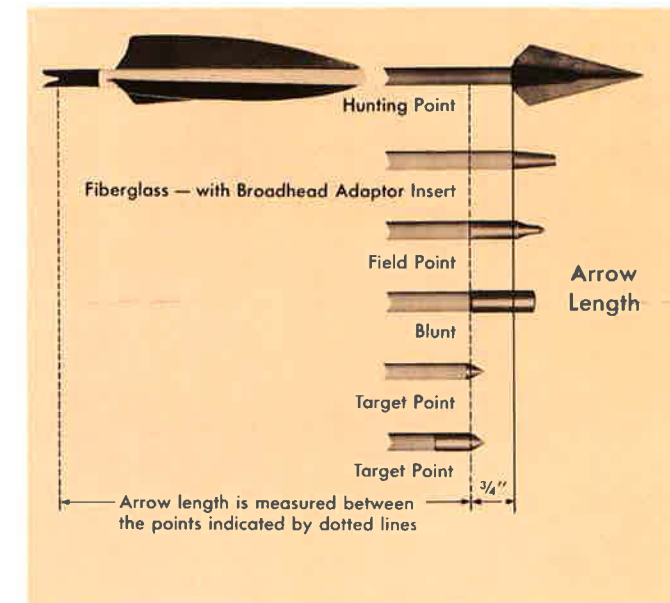
LENGTH: An arrow that is too short can be easily overdrawn which is dangerous as well as a detriment to good shooting. Correct arrow length depends on the full draw of the archer and full draw is ultimately dependent upon arm length. There are a number of ways in which arrow



length can be determined for the new archer. One well accepted, the chest to fingertip method, is described below.

Place the end of a yardstick against the center of your upper chest at the approximate base of the neck and reach out on it with your arms extended straight in front of you. The distance from this position on your chest to the end of your fingertips is the correct arrow length. If fractions should occur in this measurement, choose the next highest whole number.

To avoid later confusion, it is important to know how different types of arrows are measured since all types are not measured from the tip of the point. From the illustration below, you will observe that a 28" hunting arrow, for instance, can be as much as 2 1/2 inches longer than a 28" target arrow. Both are designated as a 28" arrow nevertheless and you should not assume the longer hunting arrow is incorrectly marked. Once you have determined the proper arrow length for you, specify that length for all types of arrows. The maker has compensated for the correct differences in actual length.



GENERAL SHOOTING INFORMATION

The information set forth here is necessarily very brief and covers only generally accepted fundamentals. There are as many minor variations to each listed step as there are individual archers. Nevertheless, consistently good form is absolutely necessary for good shooting, and these basics must be performed even though the individual might make minor changes because of physical necessity or personal preference. Instruction, or even informal help and criticism, from an experienced archer is a great help to the beginner.

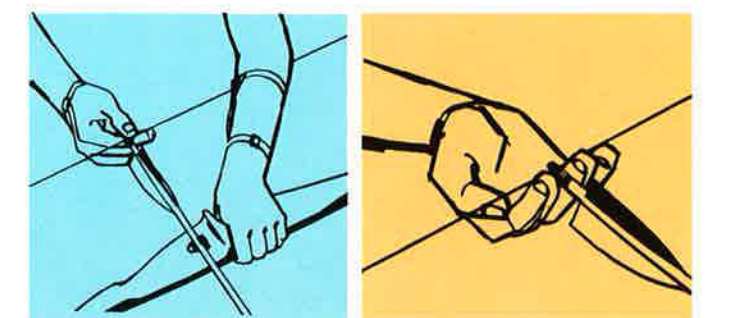
STRINGING A BOW: The initial stress required to string a bow can cause considerable damage to its limbs if not evenly distributed. It may, in fact, cause the limbs to become permanently twisted. In stringing a bow care must also be taken that it doesn't fly out of hand as the result can be dangerous.

Two accepted methods may be used. The first system is to use the instep of one shoe as a brace against one tip of the bow. One hand should grasp the bow at the handle area with the back of the bow upward. The heel of the other hand should be placed on the back of the other limb with the loop of the bow string held between the thumb and forefinger. The bow is braced by pulling toward you with the hand at the handle, applying opposite pressure with the heel of the other hand while sliding it along the bow limb until the string loop can be placed in the nock. During this process it is important to keep the head out of direct alignment with the bow to avoid the possibility of an eye or head injury should either hand slip.

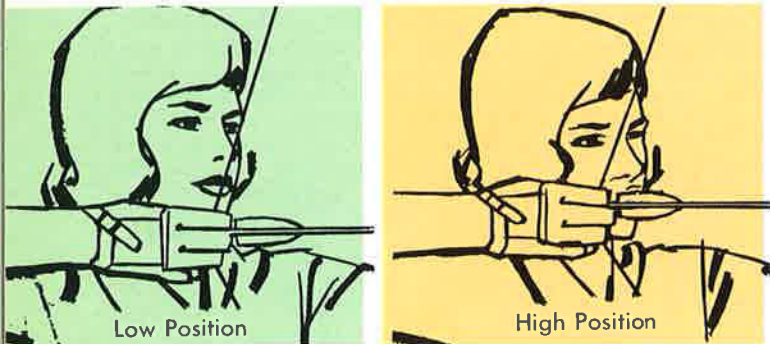
The second system is a step-through process in which the thigh is used to apply pressure on the bow handle. Secure the string to the lower limb of the bow and hold the loose string end in the left hand. Place the lower limb of the bow against the left ankle. Step across the bow with the right leg and position the bow handle behind the right thigh. Lay the right hand on the curve of the top limb, palm open. The bow is braced by bending forward while applying pressure backward with the right thigh on the bow handle and forward with the hand on the upper limb. Slip the string over the bow tip with the left hand making sure it is properly seated in the nock. Slowly release the pressure after the string is attached and turn the bow so that its face is toward you, as in shooting. This will avoid injury should the string slip off.

SHOOTING STANCE: Take a position with your side pointing directly at the target with feet comfortably spread to provide good balance. Stand erect but relaxed. Your head should be turned directly toward the target, which will be seen over your shoulder.

NOCKING AN ARROW: Grasp the bow handle lightly but firmly with the left hand (for a right handed person) exactly as it will be held while shooting. Hold the bow in a horizontal position with the back of the hand up. Lay an arrow across the bow just above the arrow rest. Place the nock of the arrow onto the bowstring with the odd colored feather (cock feather) up or opposite the handle of the bow. The nocking point should be predetermined and marked on the string, usually this is 1/8" to 1/4" above the point at which the arrow is at right angles to the string. Place the first three fingers on the bowstring as illustrated. Some archers use the pads of the fingers against the string and some use the first joint. Select the method which feels most comfortable for you, either is acceptable. In both cases a shooting glove or tab is recommended.




FULL DRAW: Raise the bow from the horizontal to a vertical position at arm's length. The left arm and elbow may be straight but preferably slightly bent to allow clearance for the bowstring. The bow should be held very lightly in the bow hand with the pressure of the draw holding it firmly against the base of the thumb. With the three fingers of the draw hand in proper place, take a deep breath as you draw the arrow



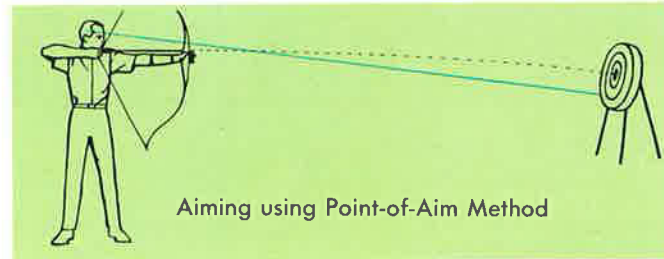
steadily back to the reference or "anchor" position on your face or chin. At this point you are at *full draw*. It is extremely important that every draw is identical and that your right hand is anchored at *exactly* the same point on your face or chin each time. The fingers of the draw hand should be completely relaxed to accomplish smooth release. The elbow should be level with the shoulders during the draw and the back and shoulder muscles, not the arm or hand, should do the pulling.

AIMING: There are three accepted methods of aiming:

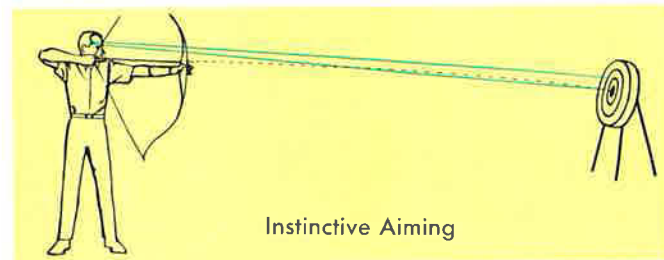
1. For maximum accuracy, particularly in target shooting, many archers use a bow sight. The sight normally has a movable, horizontal sighting post or crosshair reticle which can be adjusted for both vertical and horizontal corrections. Vertical adjustments are made for shooting at different ranges. In this method the aiming eye acts as a rear sight and the end of the post or cross hair as a front sight. The reticle or post is positioned so that a hit will result when the bead or cross hair is "on target."
2. Another aiming method used by the target archer is the "point of aim" system wherein a predetermined sighting spot which is actually above or below the true target is established, usually by trial and error and, of course, by experience. With this method the eye again acts as the rear sight, but the very point of the arrow acts as the front sight and the line of sight is as illustrated.
3. The instinctive method of aiming involves shooting with no definite reference point. The archer concentrates his vision on the target and shoots by "feel."



Aiming with Bow Sight




Aiming using Point-of-Aim Method




Instinctive Aiming

THE RELEASE: Hold the full draw for just long enough to make sure your aim is correct. Do not allow the arrow to creep forward just before the release. Relax the three fingers and allow the string to slip off smoothly. There should be no movement except for the slight straightening of the draw fingers. A smooth, straight, even release is very important to accuracy.


FOLLOW THROUGH: Follow through as an aid to consistent shooting simply means the archer should retain the shooting position without moving, until the arrow strikes the target.



Full Draw




Follow Through



LIFT
FLAP





A person wearing a dark brown winter jacket with a fur-lined hood and black gloves is standing in a snowy field. They are holding a bow and arrow, appearing to be in the middle of a hunt or practice. The background features snow-covered trees and a large, rugged mountain range under a clear blue sky. The overall scene is a winter hunting or archery setting.

Browning
**Archery
Equipment**