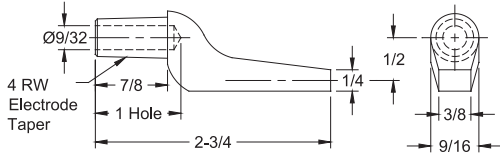
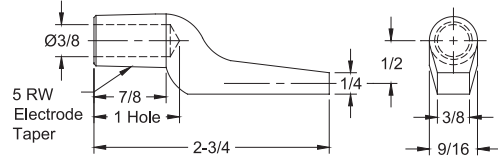


GUN ELECTRODES



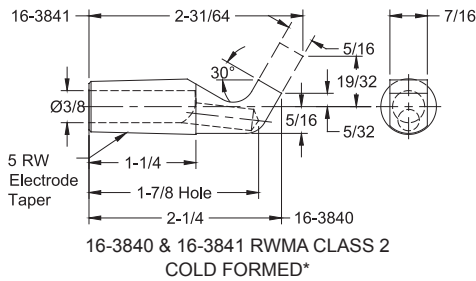
16-3820 RWMA CLASS 2
CASTING



16-3821 RWMA CLASS 2
CASTING

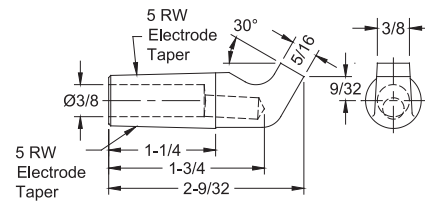


Bent Dimensions for Reference Only



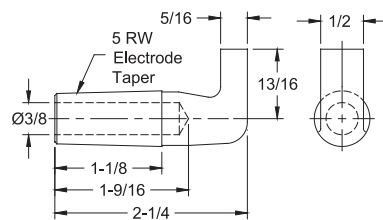
16-3840 & 16-3841 RWMA CLASS 2
COLD FORMED*

Bent Dimensions for Reference Only



16-3847 RWMA CLASS 2
COLD FORMED*

*Optional material RWMA CLASS 1 and CLASS 3 available on special order.



16-382120 RWMA CLASS 2
CASTING

- See page 6 for
Metric Conversions
- See page 7 for
Taper Dimensions