

# FWDP Newsletter

Volume 34 Issue 2 February 2019

**Fort Worth Decorative Painters is a Chapter  
of the Society of Decorative Painters  
Celebrating 34 Years**



Hi Members,

Thank you Peggy for teaching us the darling Santa last month. I can't wait for Dusti's Faux Santa this month.

Connie has scheduled the meeting programs for the year. Also the top two projects voted for Saturday Paint days will be scheduled. See the schedule elsewhere in the newsletter. I don't know about you but I am looking forward to painting all the wonderful projects.

Also excited to have Lynne Andrews coming for a seminar. If you have never painted with her you are in for a treat. Remember to send/give me your ideas of what should be on a Texas Santa for our Chapter.

Be sure to look over the proposed budget in this newsletter so you are ready to vote on it at the meeting. Last year showed a small loss, due to a one time expense to update our non profit status with the IRS. We will try hard to have a much larger number this year, but on the profit side! Also we did have a fairly large increase in our rent for this year. Remember our only fundraisers are the auction/raffle at the Christmas party, the monthly raffles, and any miscellaneous sales profits that are donated to the chapter.

Mary Helen and her husband Otis are preparing our directory again this year. She has asked everyone to please review your information in the 2018 directory. If there are any changes or corrections needed for the 2019 directory, please email her the updated information. If you want a different picture let her know that too. I would like to welcome all the new members that joined last year and this year. It is so nice to see some new faces among us. If Mary Helen does not have all your information and a photo please let her know.

Happy Painting,  
Nancy

**Attention Board Members:**

**There WILL BE a board meeting before the February meeting. Please be there by 5 pm.**

Meeting is February 18, 2019

FWDP supports the Society of Decorative Painters. Dues are \$60/year. You must be a member of SDP to belong to FWP.  
Visit the website at: [www.decorativepainters.org](http://www.decorativepainters.org)




Remember to wear  
your nametag to  
meetings

## Sunshine—

There are no member birthdays in January or February that I can see. Thoughts and prayers are with Vera and Nancy this month

Sunshine - Suzane Godley



## Treasurer's Report—Louise Smith

As of Jan 30, 2019

|          |            |
|----------|------------|
| Checking | \$3,129.77 |
| Savings  | 3,711.86   |
| Total    | \$6,841.63 |

## Memory Boxes—Judy Wallis

Keep painting those boxes. Our supply is low. It has been requested that we paint the boxes in pastel colors and no black.

Please, everyone bring painted boxes back. Thank You!!

GOD BLESS YOU



## Items for Newsletter

If you bring a homemade food item to the meeting, please share it.....bring me a copy or send by email so I can put it in the newsletter. Also if you attend seminars, classes etc. please sent photos for newsletter.



## Monthly Raffles

Accepting all raffle items for this meeting!

Thank you.  
Janie

## Membership

Membership: We have 21 Paid members for 2019. I will bring the list to next meeting to validate. Will also be available to take payment for dues as needed. Thank you Juanita Munoz

## Website & PR

Meeting and project information is sent to the newspapers on our list each month. If you know of a neighborhood paper that would benefit from our notices, please let me know. Thank you.

## HOSPITALITY - Armida Guzman

Main: Judy Wallis

Main: \_\_\_\_\_

Side: Dusti

Side: \_\_\_\_\_

Desert: Beth

Desert: Jan



Thank you to all that brought goodies for the January meeting. As you can see, we will be a bit skimpy in February!

If you find you cannot bring the dish you signed up for, please call or email Armida so she can find someone else to bring it.

See you! ARMIDA

## 2018 Board

### Elected Officers:

|               |                  |
|---------------|------------------|
| President –   | Nancy Genetti    |
| VP Programs – | Connie Alexander |
| Treasurer –   | Louise Smith     |
| Secretary --- | Peggy Thomas     |
| Membership -- | Juanita Munoz    |

### Committees:

|                              |               |
|------------------------------|---------------|
| Christmas Party:             | Sharlene King |
| Hospitality/Table Attendant: | Armida Guzman |
| Monthly Raffle:              | Janie Wood    |
| Website/Publicity:           | Suzane Godley |
| Parliamentarian:             | Yvonne Lowrie |
| Saturday Specials            | Dusti Dancer  |
| Seminars                     | Board         |
| Sunshine/Birthdays:          | Suzane Godley |
| Memory Boxes                 | Judy Wallis   |



|  | 2019 Proposed<br>Budget | 2018 Actual | 2017 Actual | 2016 Actual |
|--|-------------------------|-------------|-------------|-------------|
|--|-------------------------|-------------|-------------|-------------|

**INCOME**

|  |                             |            |            |            |            |
|--|-----------------------------|------------|------------|------------|------------|
|  | Christmas Auction           | 500.00     | 512.00     | 308.00     | 418.00     |
|  | Dinner                      | 300.00     | 330.00     | 361.00     | 300.00     |
|  | Raffle                      | 200.00     | 202.00     | 170.00     | 190.00     |
|  | Ornaments                   |            | 25.00      |            |            |
|  | Total Christmas Party       | 1,000.00   | 1,069.00   | 839.00     | 908.00     |
|  | <u>Membership</u>           |            |            |            |            |
|  | Current year                | 100.00     | 130.00     | 170.00     | 190.00     |
|  | Next year                   | 340.00     | 340.00     | 390.00     | 400.00     |
|  | Printed Directories         |            | 21.00      | 33.00      |            |
|  | Total Membership Dues       | 440.00     | 491.00     | 593.00     | 590.00     |
|  | <u>Seminars</u>             |            |            |            |            |
|  | Saturday Special            | 500.00     | 475.00     | 260.00     | 415.00     |
|  | Seminars                    | 2,000.00   |            | 4,492.00   | 1,010.00   |
|  | Total Seminars              | 2,500.00   | 475.00     | 4,752.00   | 1,425.00   |
|  | <u>Ways and Means</u>       |            |            |            |            |
|  | Monthly Raffle              | 320.00     | 502.00     | 320.00     | 498.00     |
|  | Wood, Books, etc.           |            | 285.00     | -          |            |
|  | Annual Fund                 |            |            |            |            |
|  | Raiser                      | 1,204.36   | 111.00     | -          |            |
|  | Make-It Take-It             | 78.00      | 80.00      | -          |            |
|  | Total Ways and Means        | 1,602.36   | 978.00     | 320.00     | 498.00     |
|  | <b><u>TOTAL IN-COME</u></b> | \$5,542.36 | \$3,013.00 | \$6,504.00 | \$3,421.00 |

\* See Income & Expense for this item

**EXPENSES**

|  |                                     |          |          |          |          |
|--|-------------------------------------|----------|----------|----------|----------|
|  | <u>Christmas Party Expense</u>      |          |          |          |          |
|  | Decorations, misc.                  | \$200.00 | \$158.60 | \$77.51  | \$240.53 |
|  | Dinner                              | 300.00   | 267.81   | 386.55   | 301.85   |
|  | Hospitality (plates, utensils, etc) | 50.00    | -        | 48.38    | 20.05    |
|  | <u>Membership</u>                   |          |          |          |          |
|  | Supplies                            | 20.00    |          | 10.65    |          |
|  | Directory Printing                  | 60.00    | 56.21    | 47.09    | 47.69    |
|  | <u>Program Expense</u>              |          |          |          |          |
|  | Monthly Programs (8 X \$25)         | 200.00   | 200.00   | 200.00   | 200.00   |
|  | Make it Take it                     | 50.00    |          | 29.50    | 167.18   |
|  | <u>Seminar Expense</u>              |          |          |          |          |
|  | Saturday Special                    | 425.00   | 380.00   | 223.57   | 623.67   |
|  | Seminars                            | 2,000.00 |          | 5,847.70 | 1,656.44 |

|                                  |                 |                   |                     |                     |
|----------------------------------|-----------------|-------------------|---------------------|---------------------|
| Sunshine                         | 50.00           | 20.00             | 23.91               | 43.96               |
| <u>Ways and Means Expense</u>    |                 |                   |                     |                     |
| Monthly Raffle Ex-Other          | 25.00           |                   | -                   | -                   |
| Memory Boxes                     | 100.00          | 27.95             | -                   |                     |
| Postage and Delivery             | 20.00           | 20.60             | -                   |                     |
| <u>Administrative</u>            |                 |                   |                     |                     |
| Web Site (Paid thru              | 153.36          | 51.12             | -                   | -                   |
| President (easel,                | 200.00          | 142.37            | 184.01              | 95.49               |
| Natl Annual Dues                 | 40.00           | 37.40             | 37.80               | 37.50               |
| President's Gift                 | 100.00          | 100.00            | 100.00              | 100.00              |
| Rent (Botanic Gar-               | 1,425.00        | 1,125.00          | 900.00              | 900.00              |
| Bank Charges                     | 36.00           | 36.00             | 132.00              | 30.00               |
| Admin - Other, Secre-            | 50.00           | 10.00             | 32.04               |                     |
| Insurance, Society               | 38.00           | 38.00             | 66.00               | 66.00               |
| <b>TOTAL EXPENSES</b>            | <b>5,542.36</b> | <b>2,671.06</b>   | <b>8,346.71</b>     | <b>4,530.36</b>     |
| Net Ordinary Income              | \$-             | \$341.94          | \$(1,842.71)        | \$(1,109.36)        |
| Interest Income                  | 0.76            | 0.76              | 1.01                | 1.02                |
| Other expense - IRS one-time Fee |                 | 600.00            | -                   |                     |
| <b>Net Income/Loss</b>           | <b>\$0.76</b>   | <b>\$(257.30)</b> | <b>\$(1,841.70)</b> | <b>\$(1,108.34)</b> |

Please come to the meeting ready to vote on the proposed budget

#### 2019 Membership Roster

Mary Helen and her husband will be producing our Membership Roster for us again this year.

Please give her any of your information that may have changed since last year. If you want a new photo let her know that also and she will take one.

Also if you are a new member (WELCOME!!) make sure she has your information and has taken your photo for the Roster.

Also let her know if you want a printed copy so she will know how many to print.



January—Peggy


### 2019 Meeting Projects

Months the projects will be taught in may change.

If you are teaching a project and have a better photo of it, please send it to me for the February newsletter.



May—Sharlene



February—Dusti



April—Nancy



November—Peggy



March—Beth



October—Dusti

## Saturday Paint Days

### Saturday Specials

We will have three Saturday Specials this year two programs and one UFO day. Looking at one per quarter ( 1<sup>st</sup>, 2<sup>nd</sup>, and 4<sup>th</sup>) the dates are to be determined.

As Connie said earlier "this group likes Christmas!" the first project will be the Santa on the rolling pin. The second will be the Santa necklace. The third will be after The seminar and will be an opportunity to finish your unfinished projects or work on your holiday projects.

More information to come....

Dusti




---

## Seminar

Lynne Andrews will be here for a seminar on September 7 & 8. Cost for the two day seminar is \$80.00 and \$10.00 per day for food.

She will design a Texas Santa for us. Please email me or give me your ideas at the meeting.

The more ideas she has to choose from the better!

---

## Backpacks for Children

This year SDP has taken on a project of painting back packs for children in the Wichita area that have been taken out of the home by CPS. These will be displayed at the Chapter gathering and there will be a prize for the one with the most votes. This takes the place of members painting an item and trading it at the gathering and having many door prizes that were not needed. This is a much more worth while project.



We are not taking this on as a chapter project but if you would like to paint one or more for the children, I will have some back packs at the January meeting. They are various colors and any design a child might like is fine. I will make sure that they are delivered to the SDP conference in May.

I purchased these back packs myself, but if you would like to make a donation they are \$5.00 each. I would like to be able to take quite a few back packs to represent DFW area!




---

Box painted by Sandra Perry and Connie Bartch. This will be a joint raffle item with Bluebonnet Chapter.

Yvonne and Mary Helen will be in charge of the tickets. More information to come.



Chapter Meeting  
Fort Worth Decorative Painters of SDP  
January 28, 2019

The Chapter meeting of the Fort Worth Decorative Painters was called to order at 6:35 p.m. January 28, 2019 at the Fort Worth Botanic Garden meeting room. A quorum was present. Nancy Genetti served as Chairman and Peggy Thomas served as recording secretary.

**President – Nancy Genetti** Nancy mentioned that the October meeting has been changed from October 21 to October 14 due to the conflict of many members who would be attending the OKC Palooza Convention. The change of date has been changed with the Botanic Garden.

**Secretary – Peggy Thomas** The minutes of the previous meeting (November 19, 2018) were approved as written.

**Programs – Connie Alexander** Tonight Peggy Thomas is teaching the Believe Santa on a clipboard. Next month is the glass brick Santa Snowman which will be taught by Dusti Dancer. March will be Beth Stodieck teaching an ornament with bells and holly. April Nancy Genetti will teach the Shara Reiner plate and in May Sharlene King will do a frog project. September we will have a Make-and-Take surprise. In October Dusti Dancer will teach a Barb Jones pumpkin project, and in November Peggy Thomas will do a Renee Mullins ornament project. Beth Stodieck added that for her project she used Bobbie's Blender Set, brushes that are excellent for shading.

**Membership – Juanita Munoz** No info. It was mentioned that Mary Helen Horne's husband will again do the roster for us.

**Treasurer Report – Louise Smith** The checking account has a balance of \$4,330.56 and a savings account balance of \$3,711.79 for a total of \$8,042.35. The Treasurer's report for 2018 was filed for audit.

**Hospitality – Armida Guzman** She is going to pass around the notebook for food sign-ups for February through November meetings. She asked that everyone jot down what they sign up for in their calendars even though it will be printed in the Newsletters before the meeting.

**Newsletter – Nancy Genetti** The deadline for the newsletter will be this coming weekend.

**Memory Boxes - Judy Wallis** Judy forgot to bring the memory boxes tonight but will bring them next time. She said she is now going to take the boxes directly to Cook Children' Hospital. They will show her around and where they store them. She will take pictures so we can see how much they appreciate the boxes.

**Seminars - Nancy Genetti** Nancy has contacted Lynne Andrews about teaching a project for us. The date is now set for Sept. 7 and 8. It will be a Texas Santa made especially for our Chapter. Cost will be \$80. plus \$10. per day for food if you want the food. Members were asked to submit ideas for what could be incorporated into the design by Lynne. Some suggestions were a Texas-shaped belt buckle, cowboy boots and a cowboy hat. Any more suggestions should be sent to Nancy by weekend.

**Saturday Specials - Dusti Dancer** The first and second quarter will be the Santa Rolling Pin and the Santa Necklace, respectively. We will have a UFO date scheduled sometime after the Lynne Andrews seminar -- possibly in November.

**Sunshine - Suzane** (Absent)

**Publicity - Suzane** No input

**New Business** Nancy brought several backpacks to be painted for the National SDP Convention in May. If you want to paint one or two Nancy will take them to the Convention. These will be passed out to children taken by the CPS. Paint anything on them that children would like.


The meeting was adjourned at 6:55 p.m.

Respectfully submitted,

Peggy Thomas, Secretary

## January Meeting





## February Project—Faux Santa by Barb Jones

I passed out pattern packets at the January meeting in case the full size pattern did not come out in the newsletter. This is the type of project to practice substituting paint colors on. If you do not have a color listed use something close the piece is small and you use a very small amount of paint so don't buy paint you may not need again.

Base coating instructions are in steps 1-7. The Dried Basil or Reindeer Moss Green that is used with the Buttermilk in the first steps is very light, just enough to give a slightly different look to the Buttermilk. That is why I say don't buy paint you might not need later. Just use what you have.

The project can be painted on the surface of your choice. The original pattern was designed for a glass block. These blocks can be purchased at home improvement stores or Hobby Lobby has a craft version available. Stands are available from Barb Jones and the information is in the packet. You will need a very fine liner brush to outline with when we finish.

Barb's pieces are a lot of fun to paint and look at. I hope you enjoy this one!

Palette: Dried Basil Green, Lamp Black, Buttermilk, Tomato Red, Tangelo, Driftwood,

Antique Green, Deep Burgundy, Espresso, Primary Yellow, Titanium White. I used Reindeer Moss in place of Dried Basil, Soft Sage would work or Celery with a little Buttermilk added. Don't be afraid to substitute.



## Preview of March Project

Bobbie Campbell Christmas Bells  
Pattern alterations by Beth Stodieck, 2019  
FWDP Chapter meeting 3/2019

Bobbie's project was a much larger piece than we will be doing at the meeting. I've used Bobbie's pattern to come up with a couple of patterns that could be adapted for different shaped ornaments. And I will be happy to let you draw off Bobbie's original design in class if you would like to do the whole thing later but we will not print it anywhere because it is Bobbie's pattern. You can take better pictures of my project at the meeting.

The ornament and size are up to you. Think Della tin ornaments, any wood shape, wrapped around a birdhouse ornament, puffed hearts, Christmas trees and so forth. The original was on a large metal tag from Della. My revision of the pattern to fit our needs will be in the March newsletter but any large ornament size surface will work. We will only be doing a small portion of the original pattern due to time limits of our meeting.

Bobbie uses Royal Aqualon flat brushes, #'s 2,6,10,  $\frac{3}{4}$ , and #1 liner. In my opinion, you can use the brushes you are most comfortable with in the same sizes or in angle brushes. **However**, the magic happens with her Bobbie Campbell Blenders in sizes Small, Medium and Large. They are her special blend of synthetic and natural fibers and they truly are magic. I will have a couple I can loan out (I'll take a blood oath that you'll return them!) but if you like the soft, blended look of Bobbie's pieces, these are the brushes that make them happen. I've used them a lot since Palooza. You can order them at [www.royalbrushstore.com](http://www.royalbrushstore.com). Search for Bobbie. They have them individually or in a set of 4. If you choose not to buy them, bring the best quality mop/stipple brushes that you have in different sizes.

Basecoat for the background is a mix of  $\frac{1}{2}$  Avocado and  $\frac{1}{2}$  Black Green. If you make this or any mix to use for basecoating, save some of that mix because you WILL want to touch up the background after painting.

Opportunity....  
Joan Nichols, former Chapter, member, has moved into assisted living at Brookdale Broadway Cityview in southwest Fort Worth. She was my neighbor and her daughter is trying to downsize her "art stuff": which includes lots of wood, books, etc. Her daughter and granddaughter are willing to attend the February Chapter Meeting to "sell" her accumulation of goods. Her daughter Susan, says there is lots of wood.

### IMPORTANT—PLEASE READ

To allow all our members to paint at each meeting the board has set the following policy.  
A short time will be set aside for members to make any payments to the chapter.  
Please don't pay the chairmen during the meeting or paint-in.

## Soup from the January Meeting—Yum!

Grilled Chicken/Veggie Kabob Stoup  
By Beth Stodieck, 2018

This recipe was originally designed when I cooked WAY too many chicken and veggie kabobs while camping this summer. I had to figure out what to do with the leftovers so I could freeze them since the camper fridge is teeny tiny! Everything had been pre-seasoned and grilled as kabobs and I just added new goodies to make the stew.

This recipe is easily enlargeable to feed a crowd and freezes well. I don't add the potatoes if I plan on freezing before serving. Add the potatoes as you warm the stew to serve. In this case chunky frozen hash browns work great!

Measurements aren't given because I seasoned the kabobs generously before grilling. Season to your taste.

Avocado oil remains stable at high temps so I use it for almost all of my cooking now, especially on the grill.

Adjust veggie amounts to your taste to make it even healthier.

The Montreal Steak Seasoning and Fajita Seasoning are the only salt and pepper you will use so be generous.

If you use wooden skewers instead of metal, soak them in clean water for 15-30 minutes to prevent burning on the grill.

This was originally made over a real campfire. The fire you can reproduce. The mountain air, not so much! Sorry.

2-4 zucchini, quartered lengthwise into sticks

1-2 medium onions, quartered lengthwise

1# whole mushrooms, washed and dried

2 ears fresh corn, husks removed

2-3 large chicken breasts,  $\frac{3}{4}$  - 1" cubes

Montreal Steak Seasoning (MSS), to taste

Fajita Seasoning (FS), to taste

Avocado oil or other flavorless oil of your choice

1 can diced tomatoes, with juice

1 small can tomato sauce

$\frac{1}{4}$  - 1 full can Rotel tomatoes, original style

1 - 2 cans corn, drained (if fresh corn is not available)

2 russet potatoes, peeled,  $\frac{1}{2}$ " dice

Cumin, ground, to taste

1 tsp dried cilantro, more or less to taste, optional

1-2 tsp Knorr chicken base or 1-2 cubes chicken bullion

2 cups chicken stock

1-2 cups water, adjusted to make it more like soup or stew as desired

OPTIONAL: corn chips, cornbread, Monterey Jack cheese shreds, sour cream, green onion garnish

Starting with zucchini, wash, cut as directed and place in a large bowl.

Drizzle zucchini with avocado oil, sprinkle with FS and/or MSS and toss to coat well. Place on large cookie sheet and move to next veggie.

Repeat with whole mushrooms and whole corn.

Gently spread layers of onion quarters and then place on metal skewers directly thru the center of each quarter.

Spread the layers again after on the skewer and drizzle or brush with oil and season to taste with MSS/FS. Turn it over and do second side of each skewer. Set aside.

Place all chicken pieces in the bowl and repeat steps for prepping veggies. Skewer seasoned meat onto skewers, leaving a bit of room between each piece to allow heat and smoke to surround each piece.

Make a large charcoal or wood fire on your favorite grill. The wood gives extra flavor to the finished dish. You want to cook this hot and fast. The mission is not to completely cook the food over the fire, just to add flavor. Char adds that flavor.

One veggie at a time, place veggies on your fire and cook until a nice char is all over. Turn often and remove when nicely browned. If your fire isn't hot enough you will overcook the food before you get the color and flavor of the fire. Full cooking will follow when stew is simmered with liquid ingredients.

Repeat with the chicken skewers.

When veggies and chicken are cool, dice in  $\frac{1}{2}$ " pieces, cut corn off of cobs and place in a stockpot appropriate for the size of your batch.

Add canned tomatoes, Rotel, tomato sauce, canned corn if using, potatoes, stock base/bullion, chicken stock and water. Add cilantro if using.

Simmer gently, not allowing it to come to a boil, at least until potatoes are tender but an hour or more is better. After simmering, adjust seasoning with MSS, FS and cilantro as desired. It's definitely better the second day!

Serve with optional garnishes.





## Ambassador Program

Refer a friend to SDP and get paid! Yes, that's right! For each new SDP member you refer you will receive a AMAZON gift card! It's simple, make sure that the new member puts your name on the referral line of the membership form or if membership was entered online call the office. We will send you the AMAZON gift card. Check the website for all the details and perks of being a SDP Ambassador!

## Members Only Education Library

### Visit the NEW Educational Library TODAY

Education is important to SDP and so are YOU! To offer an additional benefit, we created this library, with a little help from our friends. The library is broken into three areas: PUBLIC, MEMBERS ONLY, and CERTIFICATION. Each library consists of everything from one-minute tip videos to demos to complete lessons with instructional material (public lessons coming soon).

To access the library, log on to [www.decorativepainters.org](http://www.decorativepainters.org); hover your cursor over MEMBERSHIP (top menu bar); and click on Member Login to sign in. You must be logged in to gain access to the MEMBERS ONLY Library. No need to login if you want to peruse the PUBLIC or CERTIFICATION Libraries.

Do you have a tip, technique, project or idea to share? Videos of all skill levels, media, styles, business advice and theory are welcome. If you are interested in donating a video or seeing a particular type of video in the library, please email the office at [sdp@decorativepainters.org](mailto:sdp@decorativepainters.org) or call (316) 269-9300.

New Videos recently added:  
 Marlene Fudge-October  
 Lydia Steeves-November  
 Jillybean Fitzhenry- Dec.-Coming Soon



Our 47th Annual SDP International Conference  
 & Expo, in Wichita, Kansas will be held on  
 May 13th - 18th, 2019

## Make Your Shopping Dollars Go Even Further!!

The holidays find us doing lots of shopping particularly for gifts. Do you shop for that special gifts online?. If so and you are an Amazon.com shopper, you can make your purchases go even further!!

Amazon has a program called Smile.Amazon.com that supports the SDP Foundation among other charities. When a customer participates in the Smile.Amazon program, the AmazonSmile Foundation donates 0.5% of the price of eligible purchases to the charitable organization selected by you, the customer. The donation is made at no extra charge to you. All you have to do is do your Amazon shopping at smile.amazon.com.

Here is how to set up the account.

To select your charitable organization:

Sign in to smile.amazon.com on your desktop or mobile phone browser.


From your desktop, go to Your Account from the navigation at the top of any page, and then select the option to Change your Charity.

Select the Society of Decorative Painters Foundation as the charity you want to support

AmazonSmile is the same Amazon you already know--same products, same prices, same service.

It's easy and best of all, it helps the Society of Decorative

### SDP Museum



The SDP Board and Staff are thrilled to have acquired over 1500 pieces of Decorative Painting from the National Museum in Atlanta. It is so important that we do our best to preserve and showcase the historic collections to continue the Decorative Painting legacy. Each Friday at 11:00 am central time, we will open boxes on Facebook LIVE. One box is opened for every \$100 in donations received. We are very excited for the Big Reveal of our new pieces during the 2019 SDP Conference "Party in the Heartland".

Beth Wagner Seminar at Wildflowers Chapter

April 5 & 6. - Contact Carol Reichelt rodcar1102@aol.com for more information



Oklahoma City Painting Palooza  
Tea Party  
October 19-26, 2019  
Registration opens 2/25/19

**Out and About**

## 2019 CALENDAR OF ART SEMINARS IN FREDERICKSBURG TEXAS

### **FEBRUARY 11-13, 2019 (MON - WED) SUSAN SCHEEWE WATERCOLORS AND ACRYLICS**

We are delighted to welcome Susan back again in 2019! Learn from TV personality, author and publisher of dozens of painting books herself! Susan Scheewe rarely teaches anywhere other than national conventions, so this is a special treat. She will be teaching both watercolor and acrylics in this seminar. Susan will share all of her tips and tricks for creating 4 beautiful paintings.

**\$325.00 for the 3 days of instruction including patterns, all watercolor and acrylic paints and surfaces!**

### **MARCH 18 - 20, 2019 (MON-WED)) KATHIE GEORGE WATERCOLOR BATIKS AND MIXED MEDIA**

We are excited to bring international watercolor artist Kathie George back to Fredericksburg, Texas! Beginners to advanced painters are invited to join this workshop. Kathie has that innate ability to know what a student needs and then show them how to get there! Kathie will be teaching her popular watercolor batiks and mixed media pieces during this workshop.

**\$325.00 for the 3 days of instruction including patterns and directions. List of supplies available later.**

### **APRIL 8 - 10, 2019 (MON - WED) NANCY MEDINA FLORALS IN OIL OR TUBE ACRYLICS**

#### **MAY 6 - 8 (MON - WED) NANCY MEDINA FLORALS IN OIL OR TUBE ACRYLICS**

Put a little joy in your brush - come and paint brilliant florals and landscapes with master signature Texas artist Nancy Medina. Nancy will be here in Hill Country twice this year, so you have a choice of either one or both of these dates. These workshops are open to beginners and advanced students. Nancy shares all her favorite tips for creating brilliant color on a transparent background. Nancy also teaches online courses but there is nothing better than having up close and personal instruction here in Fredericksburg.

**\$495.00 for the 3 days of instruction. Signup and list of supplies is available on the Nancy Medina website.**

### **MAY 20-23, 2019 (MON - THURS) KAREN PATTON PORTRAITS IN OIL OR CARBON PENCIL ON PAPER**

Karen is such a favorite of ours! She is the master of explaining the "planes of the face". Beginners as well as advanced painters are encouraged to try portraits. Everyone who takes her class comes away amazed at their paintings and the knowledge gained. Feel free to paint people, pets, landscapes - bring good quality photos to work from, transferring the features onto canvas for oils or paper for carbon pencils, using the opaque projector. As participants work on their individual portraits the size of this class is limited to 13 students!

**\$375.00 for the 4 days of instruction and the use of Karen's professional opaque projector. List of supplies available later.**

### **SEPTEMBER 23 - 26, 2019 (MON - THURS) ROS STALLCUP GRAN IN TEXAS - ACRYLICS**

Our dear buddy Ros is always a treat to welcome back to Fredericksburg! What a talent she has for creating those lovely, loose bouquets of flowers as well as landscapes, etc. painted on canvas, wood, tin, fabric, you name it, Ros does it all, and with such an easy manner of teaching beginners or advanced students.

**Instruction, patterns, project pieces included in the \$395.00 cost. Supplies list is available later in the year.**

A \$100.00 deposit secures your spot in any of the workshops. Yes, I am interested in the following workshops:

Name: \_\_\_\_\_ Address: \_\_\_\_\_

Phone: \_\_\_\_\_ Email Address: \_\_\_\_\_

Return to:

Jane Drynan, 122 W. Creekview Drive, Fredericksburg, TX 78624  
312-699-4428      janerondrynan@gmail.com

## Fort Worth Decorative Painters

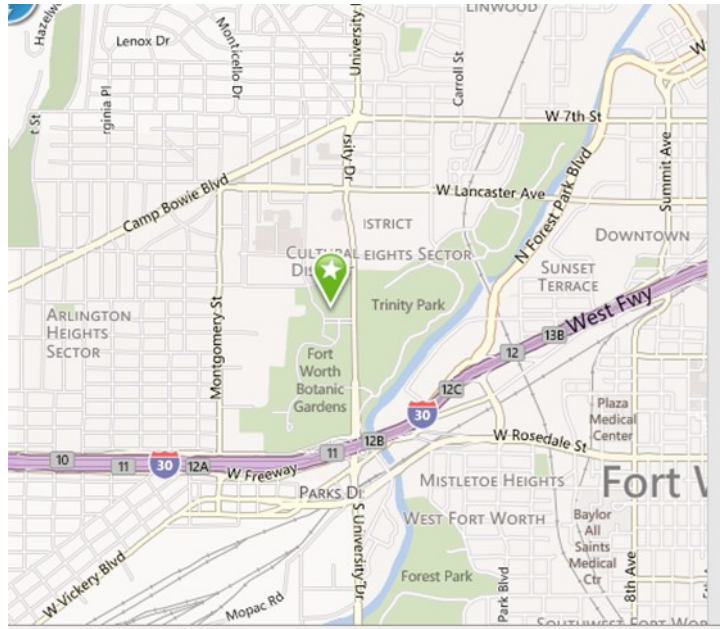
Nancy Genetti  
Newsletter Editor  
1117 Eton Drive  
Richardson, TX 75080

### Facebook:

Fort Worth Decorative Painters (FWDP)

[www.fwdecorativepainters.com](http://www.fwdecorativepainters.com)

Next Newsletter Deadline February 24, 2019



**FWDP Meets the Third Monday of February, March, April, May, September, October & November.**

**January Meeting 4th Monday and the Christmas Party 2nd Monday in December.**

**At the**

**Botanical Gardens  
3220 Botanic Garden Blvd.  
Fort Worth, TX 76107**

### 2019 Dates to Remember

January 10 Transitional Board meeting

January 28—Regular meeting, Board Meeting—Program: Peggy—Santa Clipboard

February 18—Regular Meeting, Board Meeting—Program: Dusti—Funky Santa

March 18—Regular Meeting, Board Meeting—Program: Beth—Bells

April 15—Regular Meeting, Board Meeting—Program: Nancy—Shara Reiner Plate

May 20—Regular Meeting, Board Meeting—Program: Sharlene – Frog

September 16—Regular Meeting, Board Meeting—Program: Make It Take It

**October 14 (change of date)** —Regular Meeting, Board Meeting—Program: Dusti—pumpkin

November 18—Regular Meeting, Board Meeting—Program: Peggy—ornaments

December 9—Christmas Party

Saturday Specials Dates to be announced