




CLICK ON BOOKMARKS FOR INDEX OF THIS SECTION

# PIPE FITTINGS

## SCHEDULE 40 BLACK WELDED STEEL Pipe Nipples

- To be used with class 150 pipe fittings.
- Fittings are clean, easy to start and work with.
- See reference section for pressure and temperature



ratings.

1/8" PIPE NIPPLES		
J&B #	SIZE	QTY
24317	1/8 x 3/4	10
24318	1/8 x 1-1/2	10
24319	1/8 x 2	10
24320	1/8 x 2-1/2	10
24321	1/8 x 3	10
24322	1/8 x 3-1/2	10
24323	1/8 x 4	10
24456	1/8 x 4-1/2	10
24324	1/8 x 5	10
24457	1/8 x 5-1/2	10
24325	1/8 x 6	10

1/4" PIPE NIPPLES		
J&B #	SIZE	QTY
24326	1/4 x 7/8	10
24327	1/4 x 1-1/2	10
24328	1/4 x 2	10
24329	1/4 x 2-1/2	10
24330	1/4 x 3	10
24331	1/4 x 3-1/2	10
24332	1/4 x 4	10
24458	1/4 x 4-1/2	10
24333	1/4 x 5	10
24398	1/4 x 5-1/2	10
24334	1/4 x 6	10

3/8" PIPE NIPPLES		
J&B #	SIZE	QTY
24335	3/8 x 1	10
24336	3/8 x 1-1/2	10
24337	3/8 x 2	10
24338	3/8 x 2-1/2	10
24339	3/8 x 3	10
24340	3/8 x 3-1/2	10
24341	3/8 x 4	10
32168	3/8 x 4-1/2	10
24342	3/8 x 5	10
32169	3/8 x 5-1/2	10
24343	3/8 x 6	10
45660	3/8 x 8	25


1/2" PIPE NIPPLES		
J&B #	SIZE	QTY
24344	1/2 x 1-1/8	10
24345	1/2 x 1-1/2	10
24346	1/2 x 2	10
24347	1/2 x 2-1/2	10
24348	1/2 x 3	10
24349	1/2 x 3-1/2	10
24350	1/2 x 4	10
24351	1/2 x 4-1/2	10
24352	1/2 x 5	10
24353	1/2 x 5-1/2	10
24354	1/2 x 6	10

# PIPE FITTINGS

## SCHEDULE 40 BLACK WELDED STEEL

### Pipe Nipples

- To be used with class 150 pipe fittings.
- Fittings are clean, easy to start and work with.
- See reference section for pressure and temperature ratings.



3/4" PIPE NIPPLES		
J&B #	SIZE	QTY
24355	3/4 x 1-3/8	10
24356	3/4 x 1-1/2	10
24357	3/4 x 2	10
24358	3/4 x 2-1/2	10
24359	3/4 x 3	10
24360	3/4 x 3-1/2	10
24361	3/4 x 4	10
24362	3/4 x 4-1/2	10
24363	3/4 x 5	10
24364	3/4 x 5-1/2	10
24365	3/4 x 6	10

1" PIPE NIPPLES		
J&B #	SIZE	QTY
24366	1 x 1-1/2	10
24367	1 x 2	10
24368	1 x 2-1/2	10
24369	1 x 3	10
24370	1 x 3-1/2	10
24371	1 x 4	10
24372	1 x 4-1/2	10
24373	1 x 5	10
24374	1 x 5-1/2	10
24375	1 x 6	10


1-1/4" PIPE NIPPLES		
J&B #	SIZE	QTY
24376	1-1/4 x 1-3/4	10
24377	1-1/4 x 2	10
24378	1-1/4 x 2-1/2	10
24379	1-1/4 x 3	10
24380	1-1/4 x 3-1/2	10
24381	1-1/4 x 4	10
24382	1-1/4 x 4-1/2	10
24383	1-1/4 x 5	10
24459	1-1/4 x 5-1/2	10
24460	1-1/4 x 6	10

1-1/2" PIPE NIPPLES		
J&B #	SIZE	QTY
24388	1-1/2 x 1-3/4	10
24389	1-1/2 x 2	10
24390	1-1/2 x 2-1/2	10
24391	1-1/2 x 3	10
24392	1-1/2 x 3-1/2	10
24393	1-1/2 x 4	10
24394	1-1/2 x 4-1/2	10
24395	1-1/2 x 5	10
24396	1-1/2 x 5-1/2	10
24461	1-1/2 x 6	10

# PIPE FITTINGS

## SCHEDULE 40 BLACK WELDED STEEL Pipe Nipples

- To be used with class 150 pipe fittings.
- Fittings are clean, easy to start and work with.
- See reference section for pressure and temperature ratings.



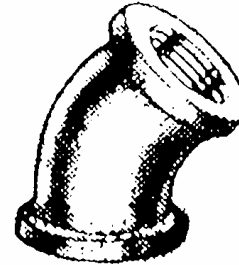
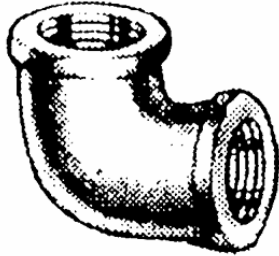
2" PIPE NIPPLES		
J&B #	SIZE	QTY
24462	2 x 2	10
24463	2 x 2-1/2	10
24464	2 x 3	10
24465	2 x 3-1/2	10
24466	2 x 4	10
24467	2 x 4-1/2	10
24468	2 x 5	10
24469	2 x 5-1/2	10
24470	2 x 6	10

2-1/2" PIPE NIPPLES		
J&B #	SIZE	QTY
24471	2-1/2 x 2-1/2	10
24472	2-1/2 x 3	10
24473	2-1/2 x 3-1/2	10
24474	2-1/2 x 4	10
24475	2-1/2 x 4-1/2	10
24476	2-1/2 x 5	10
24477	2-1/2 x 5-1/2	10
24478	2-1/2 x 6	10

# PIPE FITTINGS


## MALLEABLE BLACK IRON CLASS 150

- Will work up to 150 lbs. steam working pressure; tempered durable threads will not strip easily.
- Fittings are clean, easy to start and work with; will not crack under pressure.



90° ELBOW		
J&B #	SIZE	QTY
24268	1/8	10
24269	1/4	10
24270	3/8	10
24271	1/2	10
24272	3/4	5
24273	1	5
24274	1-1/4	5
24275	1-1/2	2
24276	2	1
24453	2-1/2	1

45° ELBOW		
J&B #	SIZE	QTY
24414	1/8	10
24415	1/4	10
24416	3/8	10
24417	1/2	10
24418	3/4	5
24419	1	5
24420	1-1/4	5
24421	1-1/2	5
24422	2	1
24423	2-1/2	1



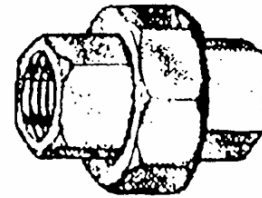
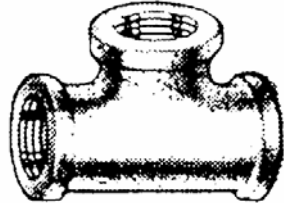
90° STREET ELBOW		
J&B #	SIZE	QTY
24277	1/8	10
24278	1/4	10
24279	3/8	10
24280	1/2	10
24281	3/4	5
24282	1	5
24283	1-1/4	5
24284	1-1/2	2
24285	2	1
24454	2-1/2	1



# PIPE FITTINGS

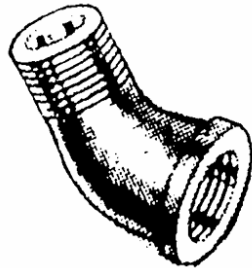
## MALLEABLE BLACK IRON CLASS 150

- Will work up to 150 lbs. steam working pressure; tempered durable threads will not strip easily.
- Fittings are clean, easy to start and work with; will not crack under pressure.



PIPE TEES		
J&B #	SIZE	QTY
24286	1/8	10
24287	1/4	10
24288	3/8	10
24289	1/2	10
24290	3/4	5
24291	1	5
24292	1-1/4	5
24293	1-1/2	2
24294	2	1
24455	2-1/2	1

GROUND JOINT UNION		
J&B #	SIZE	QTY
24250	1/8	5
24251	1/4	5
24252	3/8	5
24253	1/2	5
24254	3/4	5
24255	1	5
24256	1-1/4	5
24257	1-1/2	2
24258	2	1
24451	2-1/2	1




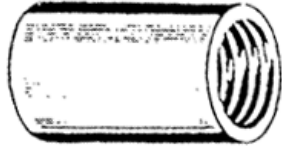
45° STREET ELBOW		
J&B #	SIZE	QTY
38165	1/8	10
38166	1/4	10
38167	3/8	10
24424	1/2	10
24425	3/4	5
24426	1	5
24446	1-1/4	5
24447	1-1/2	5
24448	2	1

PIPE CROSS		
J&B #	SIZE	QTY
45342	1/8	5
45343	1/4	5
45344	3/8	5
45345	1/2	5
45346	3/4	5
45347	1	5

# PIPE FITTINGS

## MALLEABLE BLACK IRON CLASS 150

- Will work up to 150 lbs. steam working pressure; tempered durable threads will not strip easily.
- Fittings are clean, easy to start and work with; will not crack under pressure.



MERCHANT COUPLINGS		
J&B #	SIZE	QTY
24407	1/8	10
24408	1/4	10
24409	3/8	10
24500	1/2	10
24501	3/4	5
24502	1	5
24503	1-1/4	5
24504	1-1/2	5
24505	2	1
24506	2-1/2	1

COUPLINGS		
J&B #	SIZE	QTY
24410	1/2	10
24411	3/4	5
24412	1	5
24413	1-1/4	5
24440	1-1/2	5
24441	2	1
24442	2-1/2	1

\* Merchant couplings are steel.



2-17-11



PAGE 282

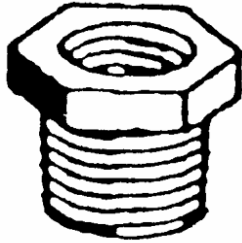
PIPE CAPS		
J&B #	SIZE	QTY
24241	1/8	10
24242	1/4	10
24243	3/8	10
24244	1/2	10
24245	3/4	5
24246	1	5
24247	1-1/4	5
24248	1-1/2	5
24249	2	1
24450	2-1/2	1

SQUARE HEAD PLUGS		
J&B #	SIZE	QTY
24259	1/8	10
24260	1/4	10
24261	3/8	10
24262	1/2	10
24263	3/4	5
24264	1	5
24265	1-1/4	5
24266	1-1/2	5
24267	2	5
24452	2-1/2	5

# PIPE FITTINGS

## MALLEABLE BLACK IRON CLASS 150

- Will work up to 150 lbs. steam working pressure, tempered durable threads will not strip easily.
- Fittings are clean, easy to start and work with; will not crack under pressure.



PIPE HEX BUSHINGS		
J&B #	SIZE	QTY
24295	1/4 x 1/8	10
24296	3/8 x 1/8	10
24297	3/8 x 1/4	10
24298	1/2 x 1/8	10
24299	1/2 x 1/4	10
24300	1/2 x 3/8	10
24301	3/4 x 1/4	10
24302	3/4 x 3/8	10
24303	3/4 x 1/2	10
24308	1 x 1/4	10
24307	1 x 3/8	10
24304	1 x 1/2	10
24305	1 x 3/4	10
24309	1-1/4 x 1/4	10
24310	1-1/4 x 3/8	10
24311	1-1/4 x 1/2	10
24306	1-1/4 x 3/4	10
24312	1-1/4 x 1	10
24313	1-1/2 x 1/2	10
24314	1-1/2 x 3/4	10
24315	1-1/2 x 1	10
24316	1-1/2 x 1-1/4	10
24495	2 x 1	10
24496	2 x 1-1/4	10
24497	2 x 1-1/2	10

PIPE REDUCERS		
J&B #	SIZE	QTY
24427	1/4 x 1/8	10
24479	3/8 x 1/8	10
24428	3/8 x 1/4	10
24480	1/2 x 1/8	10
24429	1/2 x 1/4	10
24430	1/2 x 3/8	10
24481	3/4 x 1/4	10
24431	3/4 x 3/8	5
24432	3/4 x 1/2	5
24482	1 x 1/4	10
24436	1 x 3/8	5
24433	1 x 1/2	5
24434	1 x 3/4	5
24484	1-1/4 x 1/2	10
24435	1-1/4 x 3/4	5
24485	1-1/4 x 1	10
24487	1-1/2 x 1/2	10
24486	1-1/2 x 3/4	10
24488	1-1/2 x 1	10
24489	1-1/2 x 1-1/4	10
24498	2 x 1/2	10
24490	2 x 1-1/4	10
24491	2 x 1-1/2	10



# PIPE FITTINGS

## SCHEDULE 40 GALVANIZED WELDED STEEL

### Pipe Nipples

- To be used with class 150 pipe fittings.
- Fittings are clean, easy to start and work with.
- See reference section for pressure and temperature ratings.



<b>1/8" PIPE NIPPLES</b>		
<b>J&amp;B #</b>	<b>SIZE</b>	<b>QTY</b>
22918	1/8 x 3/4	10
22919	1/8 x 1-1/2	10
22920	1/8 x 2	10
22921	1/8 x 2-1/2	10
22922	1/8 x 3	10
22923	1/8 x 3-1/2	10
22924	1/8 x 4	10
22925	1/8 x 5	10
22926	1/8 x 6	10

<b>1/4" PIPE NIPPLES</b>		
<b>J&amp;B #</b>	<b>SIZE</b>	<b>QTY</b>
22927	1/4 x 7/8	10
22928	1/4 x 1-1/2	10
22929	1/4 x 2	10
22930	1/4 x 2-1/2	10
22931	1/4 x 3	10
22932	1/4 x 3-1/2	10
22933	1/4 x 4	10
22934	1/4 x 5	10
22935	1/4 x 6	10

<b>3/8" PIPE NIPPLES</b>		
<b>J&amp;B #</b>	<b>SIZE</b>	<b>QTY</b>
22936	3/8 x 1	10
22937	3/8 x 1-1/2	10
22938	3/8 x 2	10
22939	3/8 x 2-1/2	10
22940	3/8 x 3	10
22941	3/8 x 3-1/2	10
22942	3/8 x 4	10
22943	3/8 x 5	10
22944	3/8 x 6	10

<b>1/2" PIPE NIPPLES</b>		
<b>J&amp;B #</b>	<b>SIZE</b>	<b>QTY</b>
22945	1/2 x 1-1/8	10
22946	1/2 x 1-1/2	10
22947	1/2 x 2	10
22948	1/2 x 2-1/2	10
22949	1/2 x 3	10
22950	1/2 x 3-1/2	10
22951	1/2 x 4	10
22952	1/2 x 4-1/2	10
22953	1/2 x 5	10
22954	1/2 x 5-1/2	10
22955	1/2 x 6	10

# PIPE FITTINGS

## SCHEDULE 40 GALVANIZED WELDED STEEL

### Pipe Fittings

- To be used with class 150 pipe fittings.
- Fittings are clean, easy to start and work with.
- See reference section for pressure and temperature ratings.



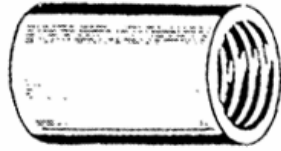
<b>3/4" PIPE NIPPLES</b>		
<b>J&amp;B #</b>	<b>SIZE</b>	<b>QTY</b>
22956	3/4 x 1-3/8	10
22957	3/4 x 1-1/2	10
22958	3/4 x 2	10
22959	3/4 x 2-1/2	10
22960	3/4 x 3	10
22961	3/4 x 3-1/2	10
22962	3/4 x 4	10
22963	3/4 x 4-1/2	10
22964	3/4 x 5	10
22965	3/4 x 5-1/2	10
22966	3/4 x 6	10

<b>1" PIPE NIPPLES</b>		
<b>J&amp;B #</b>	<b>SIZE</b>	<b>QTY</b>
22967	1 x 1-1/2	10
22968	1 x 2	10
22969	1 x 2-1/2	10
22970	1 x 3	10
22971	1 x 3-1/2	10
22972	1 x 4	10
22973	1 x 4-1/2	10
22974	1 x 5	10
22975	1 x 5-1/2	10
22976	1 x 6	10


# PIPE FITTINGS

## MALLEABLE GALVANIZED IRON CLASS 150

- Will work up to 150 lbs. steam working pressure; tempered durable threads will not strip easily.
- Fittings are clean, easy to start and work with; will not crack under pressure.

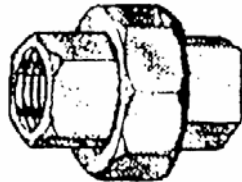


MERCHANT COUPLINGS		
J&B #	SIZE	QTY
22800	1/8	10
22801	1/4	10
22802	3/8	10



COUPLINGS		
J&B #	SIZE	QTY
22803	1/2	10
22804	3/4	5
22805	1	5

\* Merchant couplings are steel.



GROUND JOINT UNION		
J&B #	SIZE	QTY
22809	1/8	5
22810	1/4	5
22811	3/8	5
22812	1/2	5
22813	3/4	5
22814	1	5

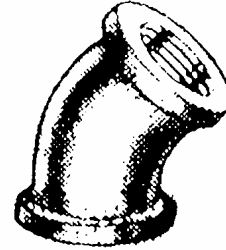



SQUARE HEAD PLUGS		
J&B #	SIZE	QTY
22818	1/8	10
22819	1/4	10
22820	3/8	10
22821	1/2	10
22822	3/4	5
22823	1	5

# PIPE FITTINGS

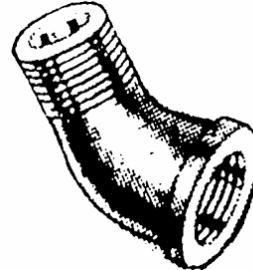
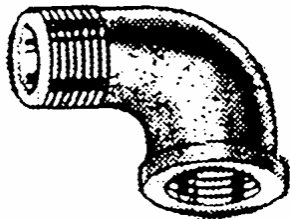
## MALLEABLE GALVANIZED IRON CLASS 150

- Will work up to 150 lbs. steam working pressure; tempered durable threads will not strip easily.
- Fittings are clean, easy to start and work with; will not crack under pressure.



90° ELBOW		
J&B #	SIZE	QTY
22827	1/8	10
22828	1/4	10
22829	3/8	10
22830	1/2	10
22831	3/4	5
22832	1	5

45° ELBOW		
J&B #	SIZE	QTY
22836	1/8	10
22837	1/4	10
22838	3/8	10
22839	1/2	10
22840	3/4	5
22841	1	5



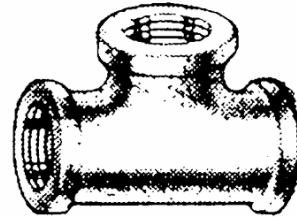
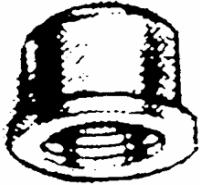
90° STREET ELBOW		
J&B #	SIZE	QTY
22845	1/8	10
22846	1/4	10
22847	3/8	10
22848	1/2	10
22849	3/4	5
22850	1	5

45° STREET ELBOW		
J&B #	SIZE	QTY
22854	1/8	10
22855	1/4	10
22856	3/8	10
22857	1/2	10
22858	3/4	5
22859	1	5

# PIPE FITTINGS

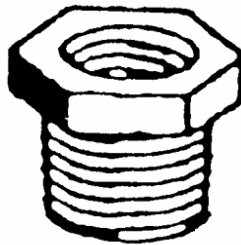
## MALLEABLE GALVANIZED IRON CLASS 150

- Will work up to 150 lbs. steam working pressure; tempered durable threads will not strip easily.
- Fittings are clean, easy to start and work with; will not crack under pressure.



PIPE CAPS		
J&B #	SIZE	QTY
22872	1/8	10
22873	1/4	10
22874	3/8	10
22875	1/2	10
22876	3/4	5
22877	1	5

PIPE TEES		
J&B #	SIZE	QTY
22863	1/8	10
22864	1/4	10
22865	3/8	10
22866	1/2	10
22867	3/4	5
22868	1	5



PIPE HEX BUSHINGS		
J&B #	SIZE	QTY
22896	1/4 x 1/8	10
22897	3/8 x 1/8	10
22898	3/8 x 1/4	10
22899	1/2 x 1/8	10
22900	1/2 x 1/4	10
22901	1/2 x 3/8	10
22902	3/4 x 1/4	10
22903	3/4 x 3/8	10
22904	3/4 x 1/2	10
22905	1 x 1/2	10
22906	1 x 3/4	10




# PIPE FITTINGS

## SCHEDULE 80 BLACK WELDED STEEL

### Pipe Nipples

- To be used with class 300 pipe fittings.
- Fittings are clean, easy to start and work with.
- See reference section for pressure and temperature ratings.



1/4" PIPE NIPPLES		
J&B #	SIZE	QTY
45108	1/4 x CL	EA
45109	1/4 x 1-1/2	EA
45110	1/4 x 2	EA
45111	1/4 x 2-1/2	EA
45112	1/4 x 3	EA
45114	1/4 x 4	EA
45116	1/4 x 5	EA
45118	1/4 x 6	EA

3/8" PIPE NIPPLES		
J&B #	SIZE	QTY
45125	3/8 x CL	EA
45126	3/8 x 1-1/2	EA
45127	3/8 x 2	EA
45128	3/8 x 2-1/2	EA
45129	3/8 x 3	EA
45131	3/8 x 4	EA
45133	3/8 x 5	EA
45135	3/8 x 6	EA

1/2" PIPE NIPPLES		
J&B #	SIZE	QTY
45142	1/2 x CL	EA
45143	1/2 x 1-1/2	EA
45144	1/2 x 2	EA
45145	1/2 x 2-1/2	EA
45146	1/2 x 3	EA
45148	1/2 x 4	EA
45150	1/2 x 5	EA
45152	1/2 x 6	EA


3/4" PIPE NIPPLES		
J&B #	SIZE	QTY
45159	3/4 x CL	EA
45161	3/4 x 2	EA
45163	3/4 x 3	EA
45165	3/4 x 4	EA
45167	3/4 x 5	EA
45169	3/4 x 6	EA

# PIPE FITTINGS

## SCHEDULE 80 BLACK WELDED STEEL

### Pipe Nipples

- To be used with class 300 pipe fittings.
- Fittings are clean, easy to start and work with.
- See reference section for pressure and temperature ratings.



1" PIPE NIPPLES		
J&B #	SIZE	QTY
45176	1 x CL	EA
45177	1 x 2	EA
45179	1 x 3	EA
45181	1 x 4	EA
45183	1 x 5	EA
45185	1 x 6	EA

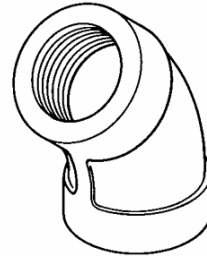
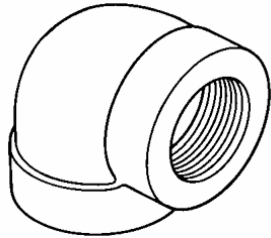
1-1/4" PIPE NIPPLES		
J&B #	SIZE	QTY
45192	1-1/4 x CL	EA
45193	1-1/4 x 2	EA
45195	1-1/4 x 3	EA
45197	1-1/4 x 4	EA
45199	1-1/4 x 5	EA
45201	1-1/4 x 6	EA

1-1/2" PIPE NIPPLES		
J&B #	SIZE	QTY
45208	1-1/2 x CL.	EA
45209	1-1/2 x 2	EA
45211	1-1/2 x 3	EA
45213	1-1/2 x 4	EA
45215	1-1/2 x 5	EA
45217	1-1/2 x 6	EA

# PIPE FITTINGS

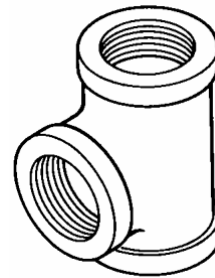
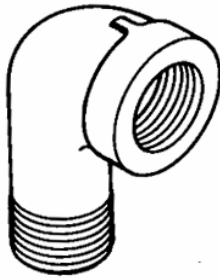
## HEAVY DUTY MALLEABLE BLACK IRON CLASS 300 (A.A.R.)

- Will work up to 300 lbs. steam working pressure; tempered durable threads will not strip easily.
- Fittings are clean, easy to start and work with; will not crack under pressure.



90° ELBOW		
J&B #	SIZE	QTY
45000	1/4	EA
45001	3/8	EA
45002	1/2	EA
45003	3/4	EA
45004	1	EA
45005	1-1/4	EA
45006	1-1/2	EA

45° ELBOW		
J&B #	SIZE	QTY
45030	1/4	EA
45031	3/8	EA
45032	1/2	EA
45033	3/4	EA
45034	1	EA
45035	1-1/4	EA
45036	1-1/2	EA



90° STREET ELBOW		
J&B #	SIZE	QTY
45060	1/4	EA
45061	3/8	EA
45062	1/2	EA
45063	3/4	EA
45064	1	EA
45065	1-1/4	EA
45066	1-1/2	EA

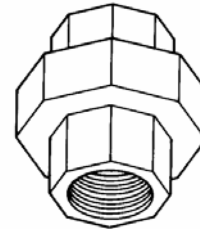
PIPE TEES		
J&B #	SIZE	QTY
45020	1/4	EA
45021	3/8	EA
45022	1/2	EA
45023	3/4	EA
45024	1	EA
45025	1-1/4	EA
45026	1-1/2	EA



# PIPE FITTINGS

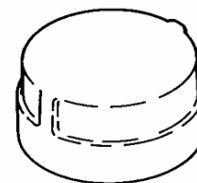
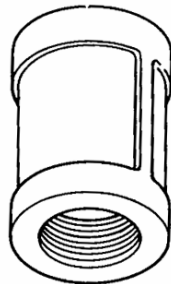
## HEAVY DUTY MALLEABLE BLACK IRON CLASS 300 (A.A.R.)

- Will work up to 300 lbs. steam working pressure; tempered durable threads will not strip easily.
- Fittings are clean, easy to start and work with; will not crack under pressure.



PIPE REDUCERS		
J&B #	SIZE	QTY
45070	3/8 x 1/4	EA
45071	1/2 x 3/8	EA
45072	1/2 x 1/4	EA
45073	3/4 x 1/2	EA
45074	1 x 3/4	EA
45075	1 x 1/2	EA
45076	1-1/4 x 1	EA
45077	1-1/4 x 3/4	EA
45078	1-1/2 x 1	EA

GROUND JOINT UNION		
J&B #	SIZE	QTY
45050	1/4	EA
45051	3/8	EA
45052	1/2	EA
45053	3/4	EA
45054	1	EA
45055	1-1/4	EA
45056	1-1/2	EA



COUPLINGS		
J&B #	SIZE	QTY
45010	1/4	EA
45011	3/8	EA
45012	1/2	EA
45013	3/4	EA
45014	1	EA
45015	1-1/4	EA
45016	1-1/2	EA

PIPE CAPS		
J&B #	SIZE	QTY
45040	1/4	EA
45041	3/8	EA
45042	1/2	EA
45043	3/4	EA
45044	1	EA
45045	1-1/4	EA
45046	1-1/2	EA