


Origami Minion

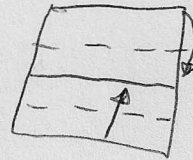
By: Skylar

Get a square piece of paper.


- ① Fold the paper in half. Unfold.



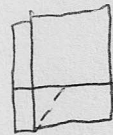
- ② Fold the bottom up to the crease. Fold the top back to the crease.




- ③ Fold into thirds.



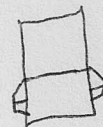
- ④ Flip over. Fold the bottom corners of the flaps down.



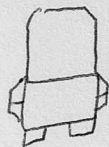
- ⑤ Fold the corners out, fold tips in, flip over.



- ⑥ Result:



- ⑦ Fold corners in, fold the legs like the Link model. Result:



- ⑧ Finished, Decorate!

