

# 1.0 STANDARD TRIM

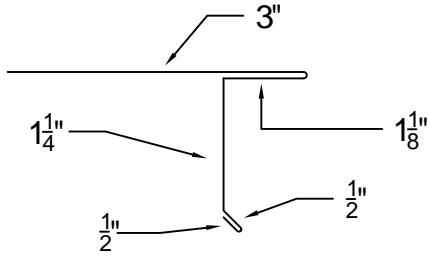
MATERIAL (please choose one):

- |                                      |                                      |                                    |
|--------------------------------------|--------------------------------------|------------------------------------|
| <input type="checkbox"/> 26 GA Steel | <input type="checkbox"/> 22 GA Steel | <input type="checkbox"/> .040 Alum |
| <input type="checkbox"/> 24 GA Steel | <input type="checkbox"/> .032 Alum   | <input type="checkbox"/> .050 Alum |

Color: \_\_\_\_\_ Finish: \_\_\_\_\_

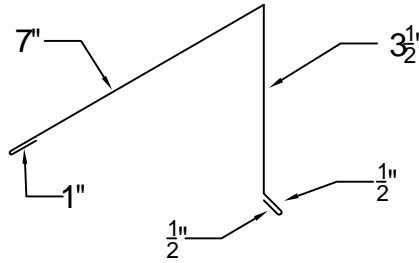


ROOF PITCH  
\_\_\_\_/12



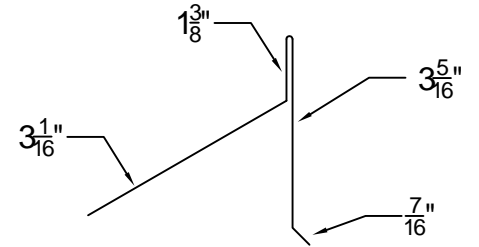
STANDING SEAM RAKE DRIP EDGE  
\_\_\_\_ LINEAR FEET (120' PCS)

ROOF PITCH  
\_\_\_\_/12



STANDING SEAM VERTICAL RIDGE  
\_\_\_\_ LINEAR FEET (120' PCS)

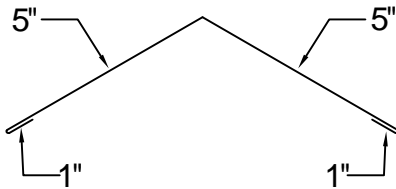
ROOF PITCH  
\_\_\_\_/12



STANDING SEAM VERTICAL RIDGE CLEAT  
\_\_\_\_ LINEAR FEET (120' PCS)

ROOF PITCH  
\_\_\_\_/12

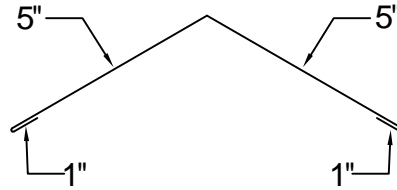
ROOF PITCH  
\_\_\_\_/12



STANDING SEAM RIDGE CAP-SMALL  
\_\_\_\_ LINEAR FEET (120' PCS)

ROOF PITCH  
\_\_\_\_/12

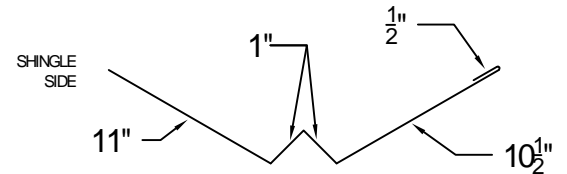
ROOF PITCH  
\_\_\_\_/12



STANDING SEAM HIP CAP-SMALL  
\_\_\_\_ LINEAR FEET (120' PCS)

ROOF PITCH  
\_\_\_\_/12

ROOF PITCH  
\_\_\_\_/12



SHINGLE TO STANDING SEAM VALLEY  
\_\_\_\_ LINEAR FEET (120' PCS)

Notes:

- 1) Ship To Address: \_\_\_\_\_  
City: \_\_\_\_\_ State: \_\_\_\_\_ Zip: \_\_\_\_\_
- 2) Written approval is required prior to fabrication, contractor is responsible for all dimensions and quantities. Fabricated items are not returnable.

Sheet \_\_\_\_ of \_\_\_\_ DWG# 720-012

Temple Architectural Products  
638 Moore Rd  
Avon Lake, OH 44012

Phone: (216) 440-3595  
Alternate: (330) 348-3983  
Fax: (440) 653-9883

Project Name: \_\_\_\_\_

Installing Contractor: \_\_\_\_\_

Contact Name: \_\_\_\_\_

Contact number: \_\_\_\_\_

Signed Approval: \_\_\_\_\_