



TOTAL AUTOMOTIVE
LIFTING SOLUTIONS INC.



TOTAL AUTOMOTIVE
LIFTING SOLUTIONS INC.



SCISSOR
WHEEL ALIGNMENT
LIFTS

PLATFORM SCISSOR
12,000, 14,000 & 16,000 LB.
CAPACITIES



ALIGNMENT LIFTS DESIGNED FOR TODAY'S HIGH TECH MEASURING SYSTEMS



NOW AVAILABLE WITH A
****FIVE (5) YEARS PARTS WARRANTY**

**** ASK FOR DETAILS**



ALIGNMENT OR GENERAL SERVICE



TLSS14OSAR1

**100%
NORTH
AMERICAN
BUILT**





ALIGNMENT OR GENERAL SERVICE



TLSS14OSAR1

LIFTING CAPACITIES

12,000 LB

14,000 LB

16,000 LB





SCISSOR LIFT

TLSS14ALORx1 / TLSS14FDORx1

AUTOMOTIVE AND LIGHT TRUCK GENERAL SERVICE
100% DESIGNED AND BUILT IN NORTH AMERICA

SCISSOR LIFT

ALIGNMENT OR SERVICE

14,000 LB. / 6.4T CAPACITY

THE TLS DIFFERENCE


- PRECISION ELECTRONIC LEVELLING - NO MECHANICAL BAR
- RUNWAYS LIFT HIGHER & COLLAPSE LOWER
- PREMIUM POWDER COAT & GREASE FITTINGS AT ALL HINGE POINTS
- LEVEL NON FLEX DOUBLE WALL RUNWAYS WITH "Z" RAILS
- BUILT IN NORTH AMERICA WITH PREMIUM COMPONENTS




OPTIONAL ACCESSORIES




▲ Premium "Heavy Duty" 7,000 lb. (3.2T) Jacking Beam with 5 yr. Parts Warranty #TLS-RJ7HD



▲ Heavy Duty Stainless Steel Turnplates designed to fit built in recessed pockets #TLSSTP



▲ Shatterproof 24V LED Lighting kit shuts off automatically before reaching the floor #TLSLED



▲ Removeable Runway Step Platforms with non slip surface #TLMSWS



SCISSOR LIFT

14,000 LB. / 6.4T CAPACITY

ALIGNMENT TLSS14ALORx1
SERVICE TLSS14FDORx1

AT TLS OUR GOAL IS TO BUILD LIFTS THAT LAST LONGER, PERFORM BETTER AND COST LESS TO OPERATE

SPECIFICATIONS

Capacity	14,000 lbs / 6.4T
Overall Length	260-3/4" / 6623mm
Deck Length	203" / 5156mm
Overall Width	91-1/2" / 2324mm
Width Between Runways	41" / 1041mm
Deck Width	23" / 584 mm
Lowered Height	10-3/4" / 273mm
Raised Height	74" / 1880 mm
Minimum 4 Wheel Alignment Wheelbase	84" / 2135mm
Maximum 4 Wheel Alignment Wheelbase	164-1/2" / 4178mm
Maximum 2 Wheel Alignment Wheelbase	178" / 4521mm
Maximum Service Wheelbase	185" / 4699mm
Lift Time	58 Seconds
Power Requirements	230 Volts AC - 60 Hz - 1 PH - 25amp
Shipping Weight	6,230 lbs. / 2.8T
Part Number	TLSS14ALORx1

FEATURES

- Built to higher quality standard; 100% North American made - premium US Leeson 3HP / 2.2kw motor and HPI pump.
- Superior structural strength provides longer life and more precise alignments - Non flex double wall runways with built in "Z" rail and heavy duty 3" x 6.5" x 3/8" / 76mm x 165mm x 9.5mm wall tubular legs
- Greater flexibility with more models to choose from - Available in surface or flush mounted, alignment or service deck and a choice of floor mounted "console" control or space saving wall/floor mounted power unit with pendant control.
- Premium options and accessories can expand the capabilities and service life - Stainless steel radius plates and rear steer plates, built in tire inflation hoses, removable work steps, LED runway lighting and premium heavy duty extended life 5 year warranty HD jacking beams
- Lower maintenance costs - steel components are wheel-a-brator shot blasted and acid washed before a "double bake" powder coat finish is applied. Zirk style grease fittings at all hinge points. Runway under rear slip plates is open to prevent water and dirt collecting.
- Precision levelling feature provides more accurate alignments - PCB Control with linear transducers control level to within 5/32" / 4mm. The full adjustable floor mounted rack and pinion style "gear blocks" allow for precise levelling.
- Low pressure hydraulics provides longer life - 2" x 6" / 51mm x 152mm "Break Out" cylinders allow the 25" x 4-1/2" / 635mm x 114mm ID cylinders to operate at <2500 psi under full load.
- Designed for greater technician productivity - there are no obstructions between the runways or base frame. The lift rises 74" / 1880mm in 58 seconds with 20 locking positions. Built in runway compressed air outlets

ADDITIONAL FEATURES



▲ Scissor Rack and Pinion style Gear Rack



▲ Open runway slots under rear slip plates

POWER UNIT OPTIONS

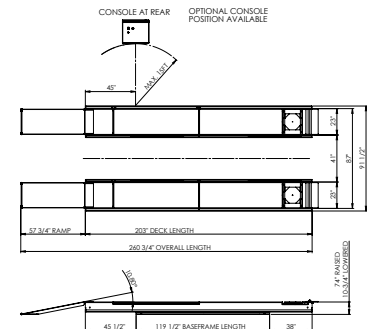


▲ Enclosed Console Control



▲ Wall/Floor Mount with Pendant

EQUIPMENT FOOTPRINT





SURFACE OR FLUSH MOUNTED

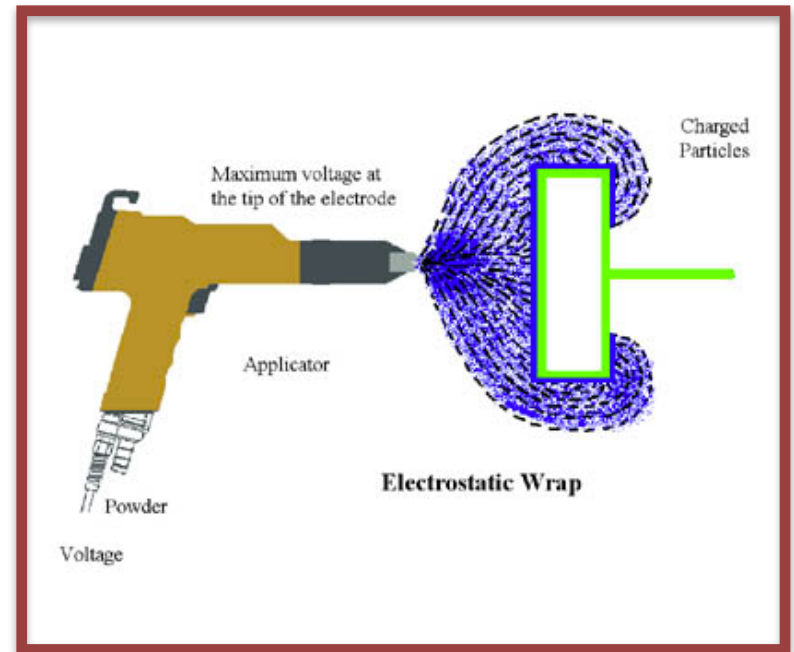


TLSS140SAR1





PREMIUM **DOUBLE** BAKE POWDER COAT SURFACE PROTECTION





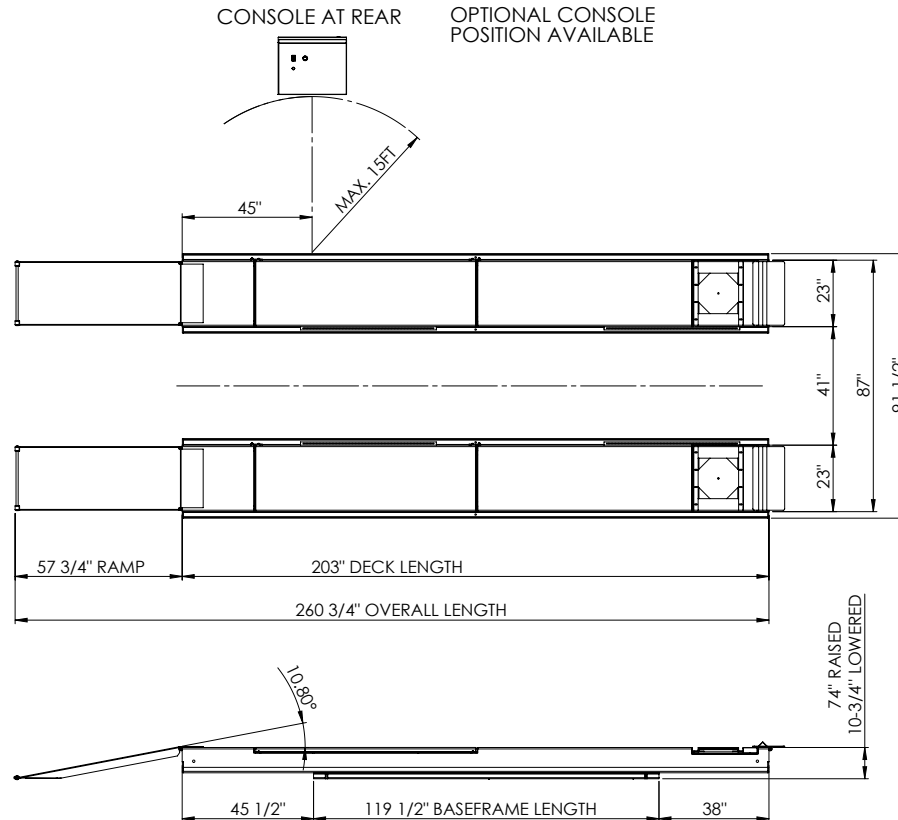
PROVEN “INDUSTRIAL” **RUST PROOFING** SPRAYED INSIDE & OUTSIDE SURFACE





COMPACT SPACE SAVING DESIGN


91.5" W , 260 3/4" L , H 11"





PREMIUM 25" L HYDRAULIC CYLINDERS 4 1/2" ID CHROME PLATED PLUNGERS WITH PREMIUM SEALS

**NORTH AMERICAN
MADE USING PREMIUM
PARKER SEALS & WEAR
RINGS**





**HEAVIER STRUCTURE 6.5" TUBE,
3/8" WALL - GRADE 5 STEEL**






LIFTING WITH MORE POWER 6" X 2" **BREAK OUT CYLINDERS** LOWER OPERATING PRESSURE




RIGID NON FLEX 23" WIDE RUNWAYS **REINFORCED DOUBLE WALL WITH "Z" RAIL**








MAINTENANCE FREE
1/2" POLYETHYLENE
POCKET LINERS



MAINTENANCE FREE BRONZE BUSHINGS - GREASE FITTINGS



PRECISION TRUE LEVEL ADJUSTABLE GEAR LOCKS




CONTROL UNIT WALL/FLOOR MOUNT WITH REMOTE PENDANT OR CONSOLE






CONTROL UNIT PC BOARD PRECISION LEVELLING





STAINLESS STEEL CABLE TRANSDUCERS MONITOR RUNWAY MOVEMENT





CONTROL UNIT **NORTH AMERICAN** **MADE PREMIUM** PUMP & MOTOR






**LIGHT DUTY 6,000 LB. OR
7,000 LB. AIR HYDRAULIC
JACKS MADE IN DENMARK
1 YR. WARRANTY**



OPTIONAL ACCESSORIES





**HEAVY DUTY 6,000, 7,000, 7,500, 8,000
OR 9,000LB. AIR HYDRAULIC JACKS
MADE IN DENMARK 5 YR. WARRANTY**



OPTIONAL ACCESSORIES






STAINLESS STEEL FRONT RADIUS PLATES & REAR SLIP PLATES



OPTIONAL ACCESSORIES



INFLATION HOSES, OIL DRAIN, WORK STEPS & 24V LED LIGHTING



OPTIONAL ACCESSORIES

✕ TLS SCISSOR LIFTS SHIPPED USING STEEL CONTAINMENT BRACKETS & PLASTIC WRAP

