



Made in USA



STANDARD FEATURES

Ideal Cooking Combination Units vast variety of products offer any possible design arrangement to satisfy the most exigent chef needs and requirements or simply to fit and maximize the back yard spaces for those who love entertain and cook for them. The double sided panels and heavy duty chassis along with cast iron top grates and burners complement these units' rough appearance. Models ranging from 12" to 72" are available, either for heavy duty or Snack line.

Ideal Cooking Products Counter top Line-up align perfectly with other Ideal Products on height, depth and other design alike features such as bull noses.

- Heavy gage stainless steel top and exteriors.
- 1" upper double side panels for better insulation.
- Large stainless steel bull nose provides extra work space.
- Available in different configurations, widths, depths, heights or special custom design.
- Heavy duty cast iron top grates and burners for hot plate and broiler sections.
- Thick griddle plate with heavy gage perimeter welded all around.
- Each burner controlled manually by a heavy duty knob.
- Large capacity full width removable crumb tray or grease can.
- Complies with "NSF/ANSI Std. 4-2009 "Commercial, Rethermalization, and Powered Hot Food Holding and Transport Equipment"
- Conforms to ANSI STD Z83.11 Certified to CSA STD 1.8
- One year parts and labor warranty.



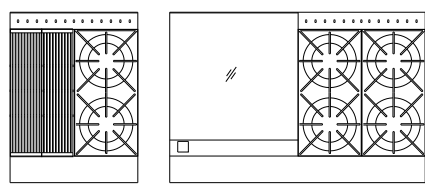
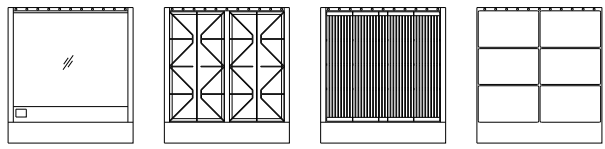
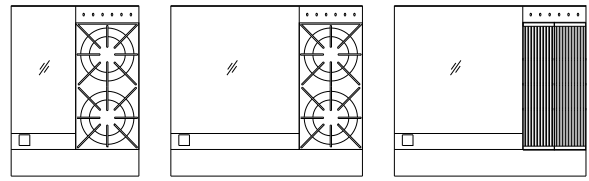
Heavy Duty Combination Units

Model	Dimensions	Weight	Total BTU's/hr	Price List
IDGR-12HP12	24"W x 29"D x 10"H	200 Lbs.	82,000	\$1,437.50
IDBR-12HP12	24"W x 29"D x 10"H	225 Lbs	45,000	\$1,815.00
IDGR-24HP12	36"W x 29"D x 10"H	267 Lbs	112,000	\$2,021.25
IDGR-24BR12	36"W x 29"D x 10"H	332 Lbs	135,000	\$2,255.00
IDGR-24HP24	48"W x 29"D x 10"H	322 Lbs	164,000	\$2,392.50
IDGR-36HP12	48"W x 29"D x 10"H	335 Lbs	142,000	\$2,406.25
IDGR-24BR24	48"W x 29"D x 10"H	412 Lbs	120,000	\$2,750.00
IDGR-48HP12	60"W x 29"D x 10"H	400 Lbs	172,000	\$2,818.75



Snack Line Combination Units

Model	Dimensions	Weight	Total BTU's/hr	Price List
IDGR-12HP12S	24"W x 24"D x 10"H	200 Lbs.	70,000	\$1,278.75
IDBR-12HP12S	24"W x 24"D x 10"H	225 Lbs	57,500	\$1,430.00
IDGR-24HP12S	36"W x 24"D x 10"H	267 Lbs	95,000	\$1,608.75
IDGR-24BR12S	36"W x 24"D x 10"H	332 Lbs	62,500	\$1,856.25
IDGR-24HP24S	48"W x 24"D x 10"H	322 Lbs	140,000	\$1,911.25
IDGR-36HP12S	48"W x 24"D x 10"H	335 Lbs	120,000	\$1,952.50
IDGR-24BR24S	48"W x 24"D x 10"H	412 Lbs	75,000	\$2,282.50
IDGR-48HP12S	60"W x 24"D x 10"H	400 Lbs	145,000	\$2,461.25



Gas: 3/4" NPT rear gas connection, specify type of gas and altitud if over 2,000 feet.
Pressure: 5" W.C.- Natural Gas
 10" W.C. - Propane Gas
Note: Install the supplied pressure regulator at the inlet of the gas line.