



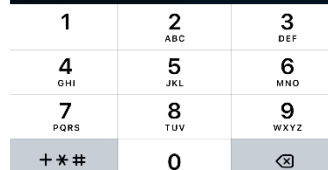
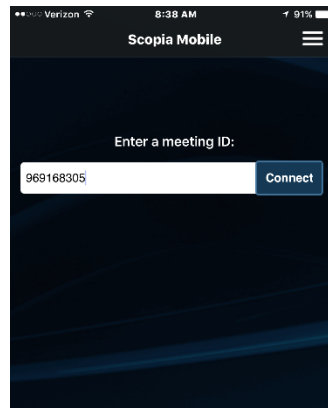
3CMeNow SCOPIA MOBILE v3 How to Join a Meeting – for iPhone, iPad and iTouch iOS Platform

Note: Participants can now join and START a meeting from their iOS mobile device.

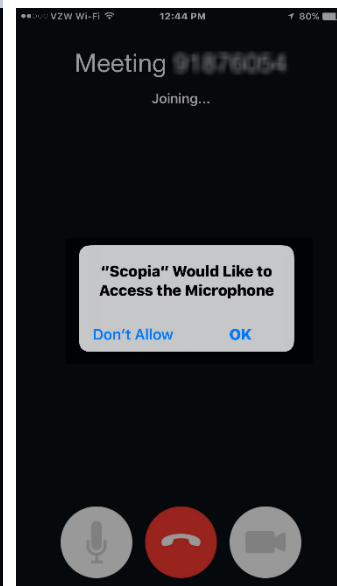
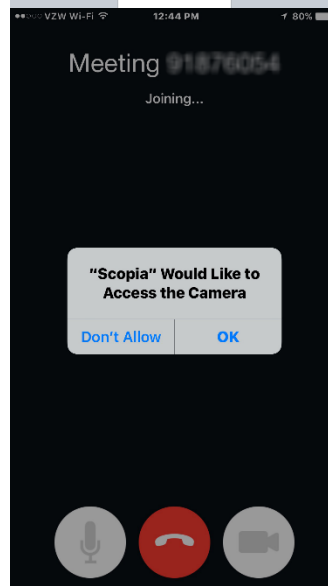
1. Open **SCOPIA MOBILE v3**



2. Enter the Meeting ID:
3. Press **Connect**



4. Grant SCOPIA Mobile access to your device's camera and/or microphone if prompted by pressing OK.



Revised: 04/03/2017

Conference Client Version: 8.3.7

- You are now connected to your Meeting

