

Radio Interface Cable

For NCS-C250 Mobile Multi-Switcher

NCS Model Number

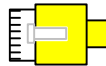
NCS-250-KEA-XX

Compatible Radios:

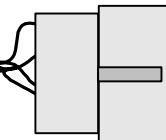
TK-930

TK-931

To NCS-C250 Radio
Input Jack



To Radio Accessory
Connector



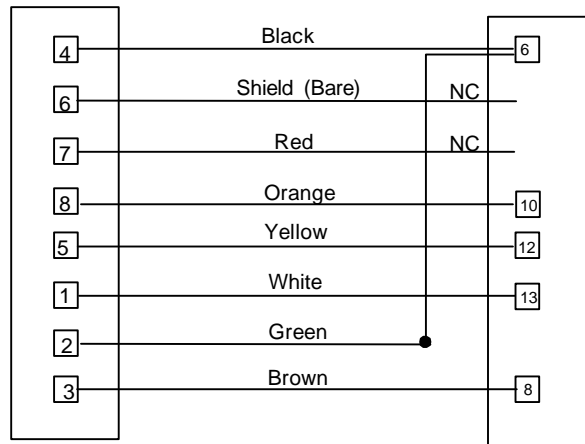
RJ-45

Pin #	Wire Color	Function
1	White	Mic Hi
2	Green	Mic Lo
3	Brown	PTT
4	Black	Ground
5	Yellow	Rx Audio
6	Shield	Ground
7	Red	
8	Orange	COR*

*Active only if COR Option installed.

RJ-45

15 Pin Molex



Cable Wiring

Note:

The following radio modification is required to make the COR output available on Pin 10 of the accessory connector (J4):

1. Remove the white/green wire from connector CN2 pin 2B and connect a jumper from this point to D101 center pin on the top side of the logic board.