



PRODUCT PREVIEW | 2024

WEAR THE BEST™

112WH HAWTHORNE

STYLE: 5 PANEL
FIT: ADJ. SNAPBACK
PROFILE: MID-PRO
FABRIC: WAX FINISHED COTTON/POLY MESH
VISOR: PRECURVED
SWEATBAND: COTTON



Our iconic 112 Trucker, built for whatever life - or the job site - can throw at it

PRODUCT FEATURES:


- Rugged waxed cotton for protection in all conditions
- Double-row stitching for enhanced strength
- Anti-corrosion metal eyelets for durable ventilation

RECOMMENDED DECORATIONS:

Embroidery, Patches, Labels

LIMITATIONS:

- Faux etched or debossed leather only
- No heat pressed decorations



112WF FREMONT

STYLE: 6 PANEL
FIT: ADJ. SNAPBACK
PROFILE: MID-PRO
FABRIC: OIL COATED TWILL/POLY MESH
VISOR: PRECURVED
SWEATBAND: COTTON




Coated twill and robust construction make this one of the most durable 112 Trucker's we've ever made

PRODUCT FEATURES:

- Coated twill provides durable protection from the elements
- Double-row stitching for strength
- Anti-corrosion metal eyelets to ensure long-lasting ventilation

RECOMMENDED DECORATIONS:

Embroidery, Leather, Patches, Labels



Brown

Burgundy/Black

Charcoal/Black

Khaki/Loden

Navy

Olive/Charcoal

336 BURNSIDE

STYLE: 5 PANEL
FIT: ADJ. SNAPBACK
PROFILE: MID-PRO
FABRIC: BRUSHED CANVAS/100% COTTON
VISOR: PRECURVED
SWEATBAND: COTTON



With its brushed canvas body and durable construction, this Mid-Pro snapback is built to last

PRODUCT FEATURES:

- Brushed canvas body for long-lasting style
- Thicker gauge thread to go the distance
- Metal eyelets provide durable ventilation

RECOMMENDED DECORATIONS:

Embroidery, Leather, Patches, Labels



Black

Dark Grey

Grey

Navy

Olive

Wheat

169 CANNON

STYLE: 7 PANEL
FIT: ADJ. SNAPBACK
PROFILE: FULL-PRO
FABRIC: 92% POLY/8% SPANDEX/POLY MESH
VISOR: FLAT
SWEATBAND: STAY-DRI



A performance take on a contemporary icon, this 7-panel Hi-Pro cap is water-repellant and ready for adventure

PRODUCT FEATURES:

- Water-repellant material keeps you dry
- Laser-perforated ventilation provides precise breathability
- Stay-Dri sweatband for moisture management

RECOMMENDED DECORATIONS:

Embroidery, Patches, Labels, Transfers



835 TILIKUM

STYLE: 6 PANEL
FIT: ADJ. SNAPBACK
PROFILE: MID-PRO
FABRIC: 100% POLYESTER
VISOR: PRECURVED
SWEATBAND: STAY-DRI



Durable ripstop nylon and ventilated open mesh make this 6-panel cap a go-to for warm weather adventures

PRODUCT FEATURES:

- Ripstop nylon for lightweight durability
- Open mesh for the ultimate in breathability
- Silicon print eyelets for low profile ventilation

RECOMMENDED DECORATIONS:

Embroidery, Patches, Labels, Transfers



Black

Blaze Orange/Charcoal

Blue Teal/Charcoal

Brown/Khaki

Charcoal

Charcoal/White

Navy

Olive/Black

Olive/White

White

324RE RECYCLED COTTON CANVAS

STYLE: 6 PANEL
FIT: ADJ. CLOTH HIDEAWAY BACKSTRAP
PROFILE: RELAXED UNSTRUCTURED
FABRIC: 65% RECYCLED COTTON/35% COTTON
VISOR: PRECURVED
SWEATBAND: COTTON



Our classic relaxed, unstructured cap, now in a more sustainable recycled cotton construction

PRODUCT FEATURES:

- 65% recycled cotton construction
- Adjustable cloth backstrap offers casual style and a custom fit
- Relaxed profile for a laid-back look and feel

RECOMMENDED DECORATIONS:

Embroidery, Leather, Patches, Labels



112FPR FIVE PANEL PINCH TRUCKER W/ ROPE

STYLE: 5 PANEL
FIT: ADJ. SNAPBACK
PROFILE: MID-PRO
FABRIC: TWILL/POLY MESH
VISOR: PRECURVED
SWEATBAND: COTTON




A classic rope detail adds a bit of extra flavor to everyone's favorite trucker

PRODUCT FEATURES:

- The Original 112 fit and feel
- Visor rope adds a classic detail
- 5-panel construction for a wide variety of decorations

RECOMMENDED DECORATIONS:

Embroidery, Leather, Patches, Labels, Transfers



Black

Black/Charcoal

Brown

Caramel/Black

Charcoal

Heather Grey/Black

Heather Grey/White

Loden/Black

Loden

Navy/Dark Orange

112PFP FIVE PANEL PINCH PRINTED TRUCKER

STYLE: 5 PANEL
FIT: ADJ. SNAPBACK
PROFILE: MID-PRO
FABRIC: TWILL/POLY MESH
VISOR: PRECURVED
SWEATBAND: COTTON



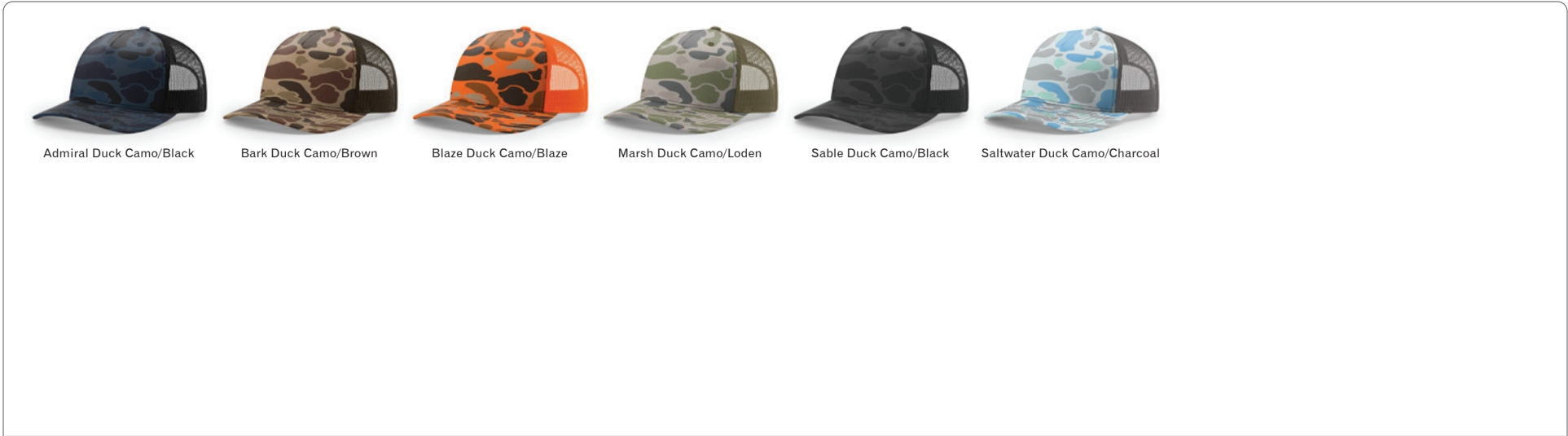
The iconic fit of our 112 Trucker with a 5-panel pinch front construction in a wide variety of camo prints

PRODUCT FEATURES:

- The Original 112 fit and feel
- Our exclusive duck camo print helps you blend in and stand out
- 5-panel construction for a wide variety of decorations

RECOMMENDED DECORATIONS:

Embroidery, Leather, Patches, Transfers



Admiral Duck Camo/Black

Bark Duck Camo/Brown

Blaze Duck Camo/Blaze

Marsh Duck Camo/Loden

Sable Duck Camo/Black

Saltwater Duck Camo/Charcoal

326 BRUSHED CANVAS

STYLE: 6 PANEL
FIT: ADJ. CLOTH HIDEAWAY BACKSTRAP
PROFILE: RELAXED UNSTRUCTURED
FABRIC: PEACH BRUSHED CANVAS
VISOR: PRECURVED
SWEATBAND: COTTON



Brushed peach canvas brings a soft and comfortable vibe to this iconic 6-panel dad cap

PRODUCT FEATURES:

- Traditional 6-panel construction
- Soft brushed peach canvas
- Adjustable cloth hideaway backstrap offers casual style and a custom fit

RECOMMENDED DECORATIONS:

Embroidery, Leather, Patches, Labels



355 PERFORMANCE ROPE CAP

STYLE: 5 PANEL
FIT: ADJ. SNAPBACK
PROFILE: MID-PRO
FABRIC: 60% NYLON/40% COTTON
VISOR: PRECURVED
SWEATBAND: STAY-DRI



Classic meets performance in this Mid-Pro, 5-panel with visor rope detail, laser-perforated ventilation, and Stay-Dri sweatband

PRODUCT FEATURES:

- Laser-perforated ventilation for precision breathability
- Visor rope adds a classic detail
- 5-panel construction for a wide variety of decorations


RECOMMENDED DECORATIONS:

Embroidery, Patches, Labels, Transfers



632 LASER PERF R-FLEX ADJUSTABLE

STYLE: 6 PANEL
FIT: ADJ. SNAPBACK
SIZE: SM, MD-LG
PROFILE: MID-PRO
FABRIC: 92% POLY/8% SPANDEX
VISOR: PRECURVED
SWEATBAND: STAY-DRI



Stay cool under pressure with this performance take on our classic 6-panel, Mid-Pro shaped baseball cap

PRODUCT FEATURES:

- Laser-perforated body for precision breathability
- R-Flex Adjustable Snapback to dial-in the perfect fit
- Stay-Dri performance sweatband provides moisture-wicking comfort

RECOMMENDED DECORATIONS:

Embroidery, Patches, Labels, Transfers



Solid Black

Solid Charcoal

Solid Dark Green

Solid Grey

Solid Maroon

Solid Navy

Solid Purple

Solid Red

Solid Royal

Combo Black/Red

Combo Grey/Black

Combo Grey/Navy

Combo Navy/Red

Combo Royal/Red

Alternate White/Black

Alternate White/Navy

312 TWILL BACK TRUCKER *NEW COLORWAYS*

STYLE: 6 PANEL
FIT: ADJ. SNAPBACK
PROFILE: MID-PRO
FABRIC: COTTON-POLY TWILL
VISOR: PRECURVED
SWEATBAND: COTTON



We took everyone's favorite 112 Trucker and replaced the mesh with twill for add style and versatility

PRODUCT FEATURES:

- The original 112 fit and feel
- Twill construction for refined style
- Adjustable snapback for a custom fit

RECOMMENDED DECORATIONS:

Embroidery, Leather, Patches, Transfers



RICHARDSON[®]

P.O. BOX 71130 Springfield, OR 97475
www.richardsonsports.com

