

August 11<sup>th</sup> 2024


Dwyer Hill

# Showmanship

Class # 3-5

Judge

X




- Trot around markers
- Half way to judge halt & back 5 or 6 steps
- Walk to judge & set up for inspection
- When dismissed  $\frac{1}{4}$  turn and trot away

August 11<sup>th</sup> 2024

Dwyer Hill

# (small fry) Showmanship

Class # 4



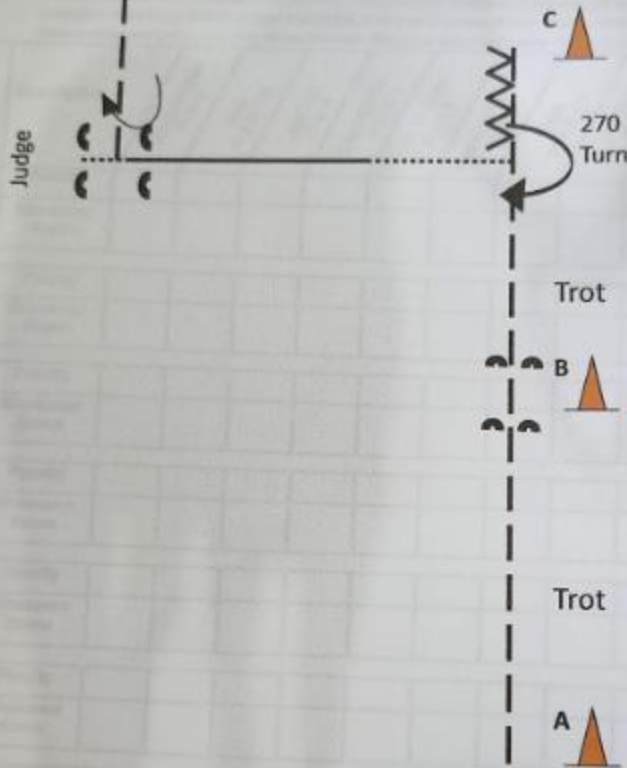
- 1 – Walk forward then back 5 or 6 steps
- 2 – Walk  $\frac{1}{2}$  way then trot to judge
- 3 – Set up for inspection
- 4 – When dismissed do a quarter turn and walk away

Dwyer Hill

August 11<sup>th</sup> 2024

## (Jack Pot) Showmanship

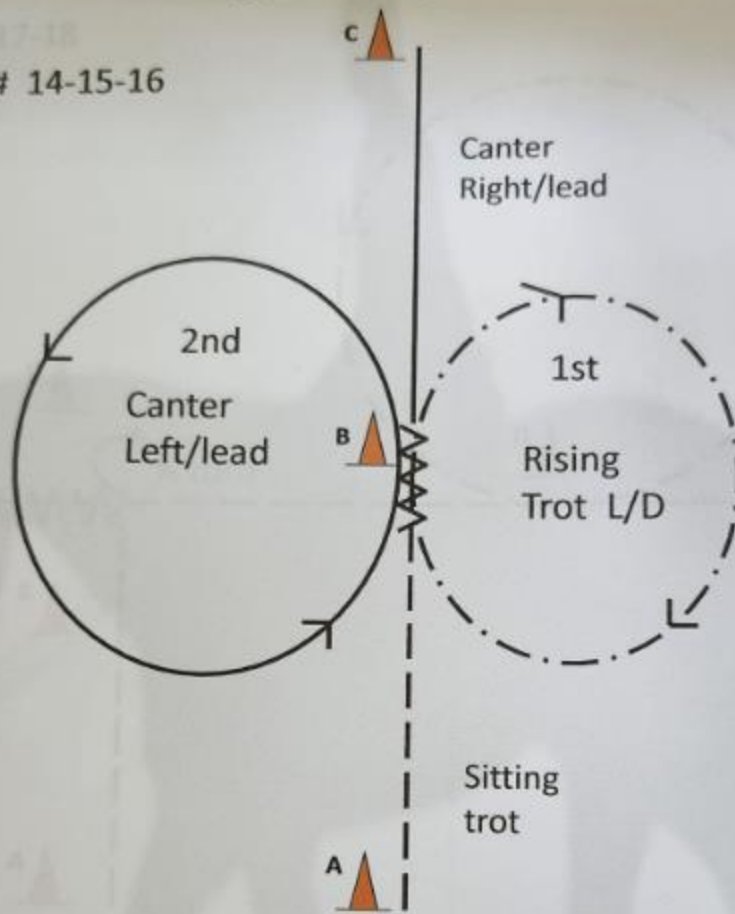
Class # 6



- 1 - Trot from marker **A** to marker **B**
- 2 - Halt marker **B**, do Not set up, continue trotting to C
- 3 - Halt back 5-6 steps perform a 270° pivot and walk to judge
- 4 - Set up for inspection upon dismissal  $\frac{1}{4}$  turn trot off

# English Equitation

Class # 14-15-16

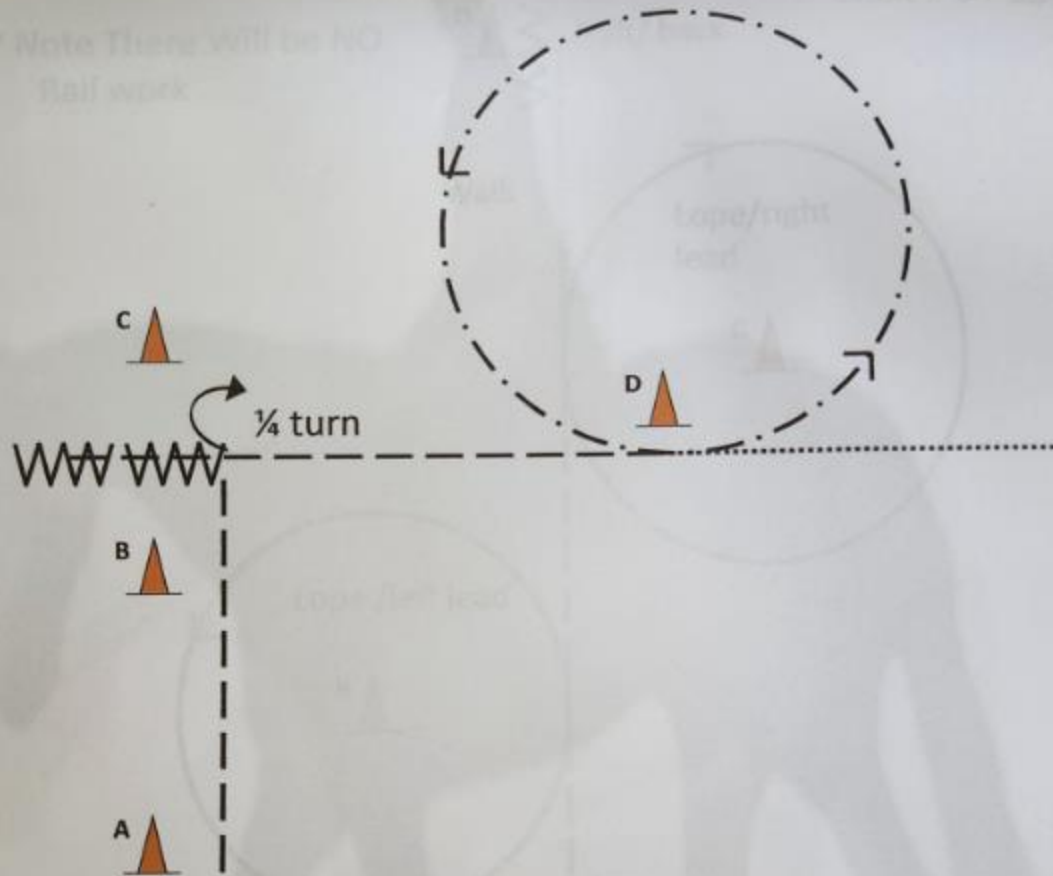


- 1 - Sitting trot from marker **A** to marker **B**
  - 2 - Rising trot a circle to the right back to marker **B**
  - 3 - At marker **B**-canter left lead circle back to B halt and back
  - 4 - Canter right lead straight line to marker **C** then halt
- NOTE There will be NO rail work !

# Walk/Trot/Equitation

Class # 17-18

\* Note There will be NO  
Bail work

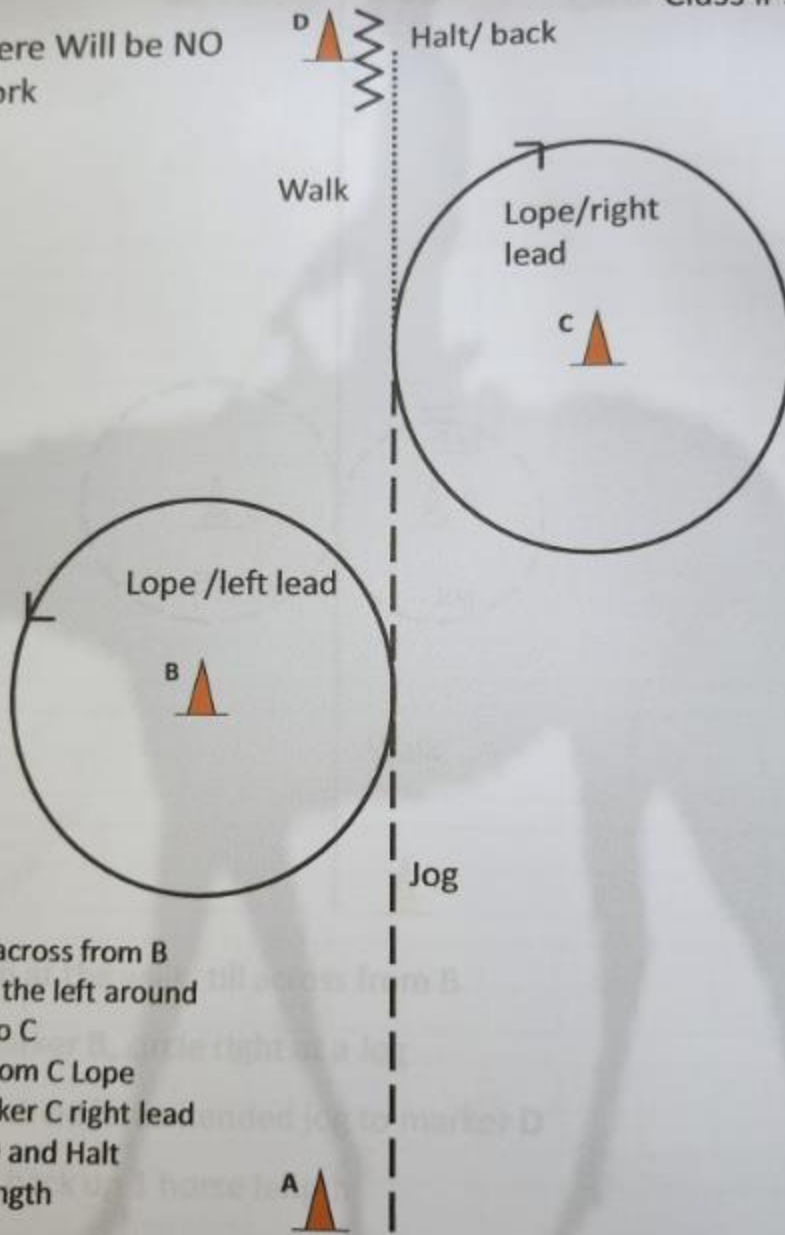


- 1- Jog from A till across from marker B
  - 2- lope a circle around marker B
  - 3- When across from marker C circle around marker C
  - 4- Then walk back one horse length
- 1 – Sitting trot from marker A to between B & C
  - 2 – Halt 1/4 turn & back through between B & C
  - 3 – Rising Trot passed D & circle left on the right diagonal
  - 4 – At D walk a straight line back into line up as directed

# Horsemanship

Class # 34-35-36

\* Note There Will be NO Rail work

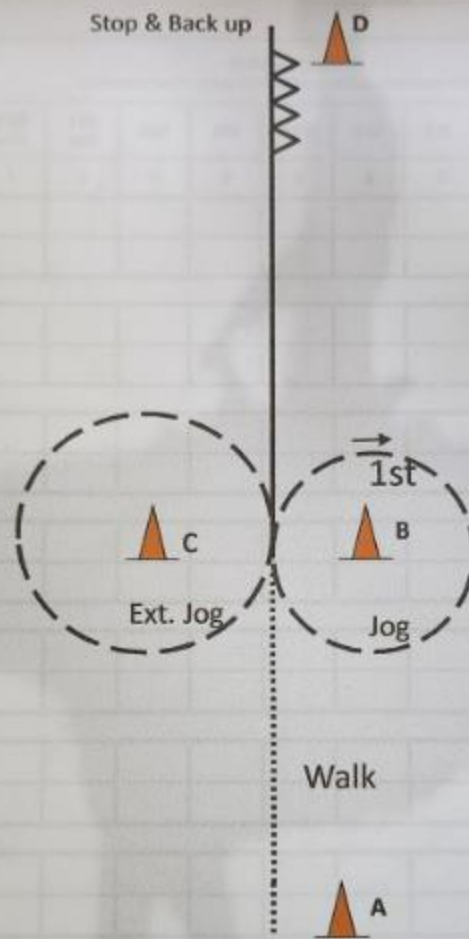


- 1- Jog from A till across from B
- 2- lope a circle to the left around marker B jog to C
- 3- When across from C Lope circle around marker C right lead
- 4- Then walk to D and Halt back one horse length

\* NOTE there will be short rail work one way

# Horsemanship (Walk/Jog)

Class # 37-38



- 1 – Begin at the walk till across from B
- 2 – At marker B, circle right at a Jog
- 3- Then circle left extended jog to marker D
- 4 – Halt, back up 1 horse length

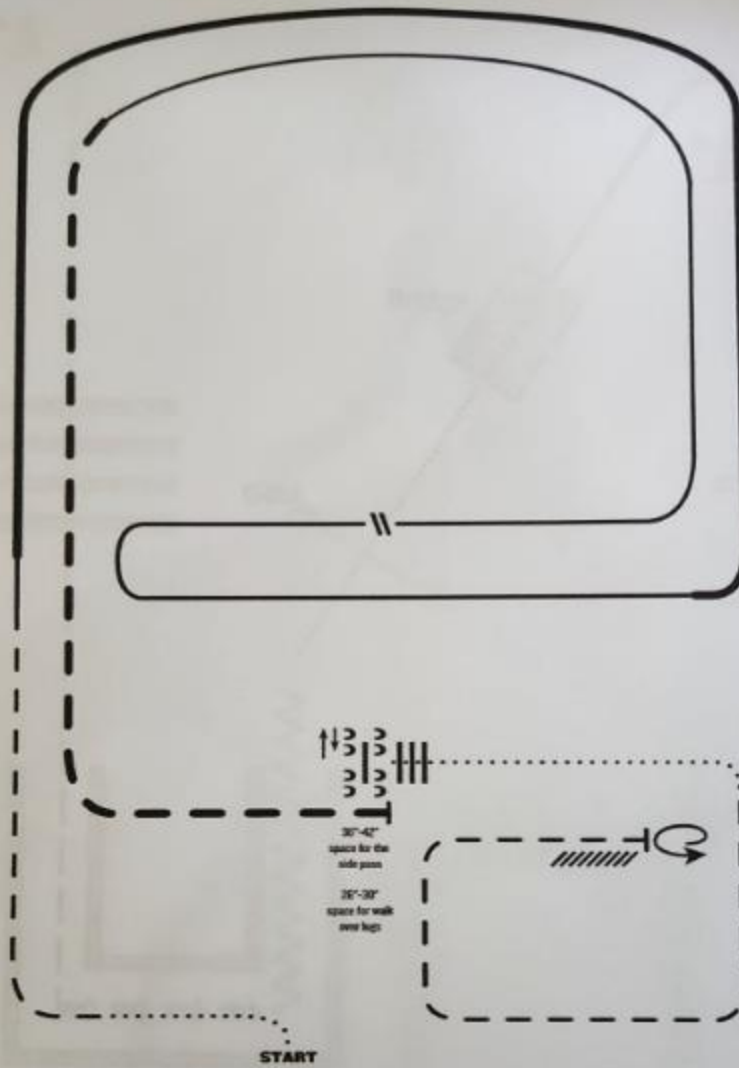
\* NOTE there will be short rail work one way



# RANCH RIDING - PATTERN 4

## LEGEND

.....	Walk
- - - -	Extended Walk
- - - -	Trot
- - - -	Extended Trot
————	Lope
————	Extended Lope
///////	Back
	Lead Change



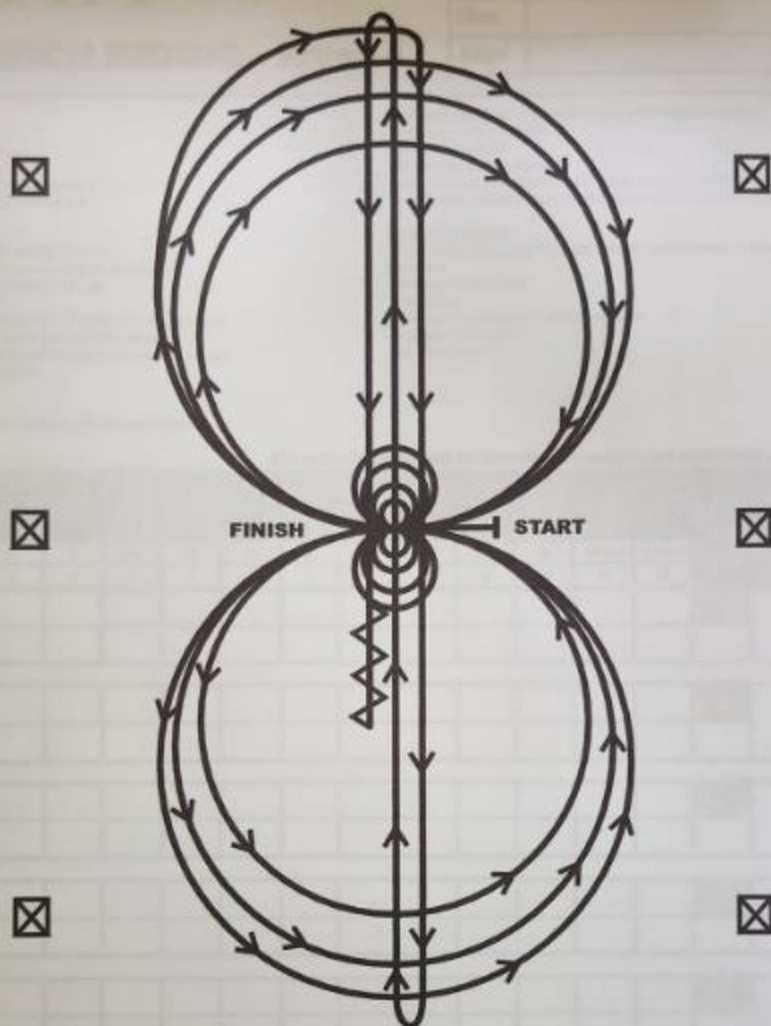
1. Walk
2. Trot
3. Extended lope right lead
4. Lope right lead
5. Change leads (simple or flying)
6. Lope left lead
7. Extended trot
8. Stop, side pass left, side pass right, 1/2 way
9. Walk over logs
10. Walk
11. Trot square
12. Stop, 360° turn left, and back

Note: The drawn description of this pattern is only intended for the general depiction of the pattern. Exhibitors should utilize the arena space to best exhibit their horses.

Revised 05-2021



## REINING PATTERN 2



Horses may walk or jog to the center of arena. Horses must walk or stop prior to starting pattern. Beginning at the center of the arena facing the left wall or fence.

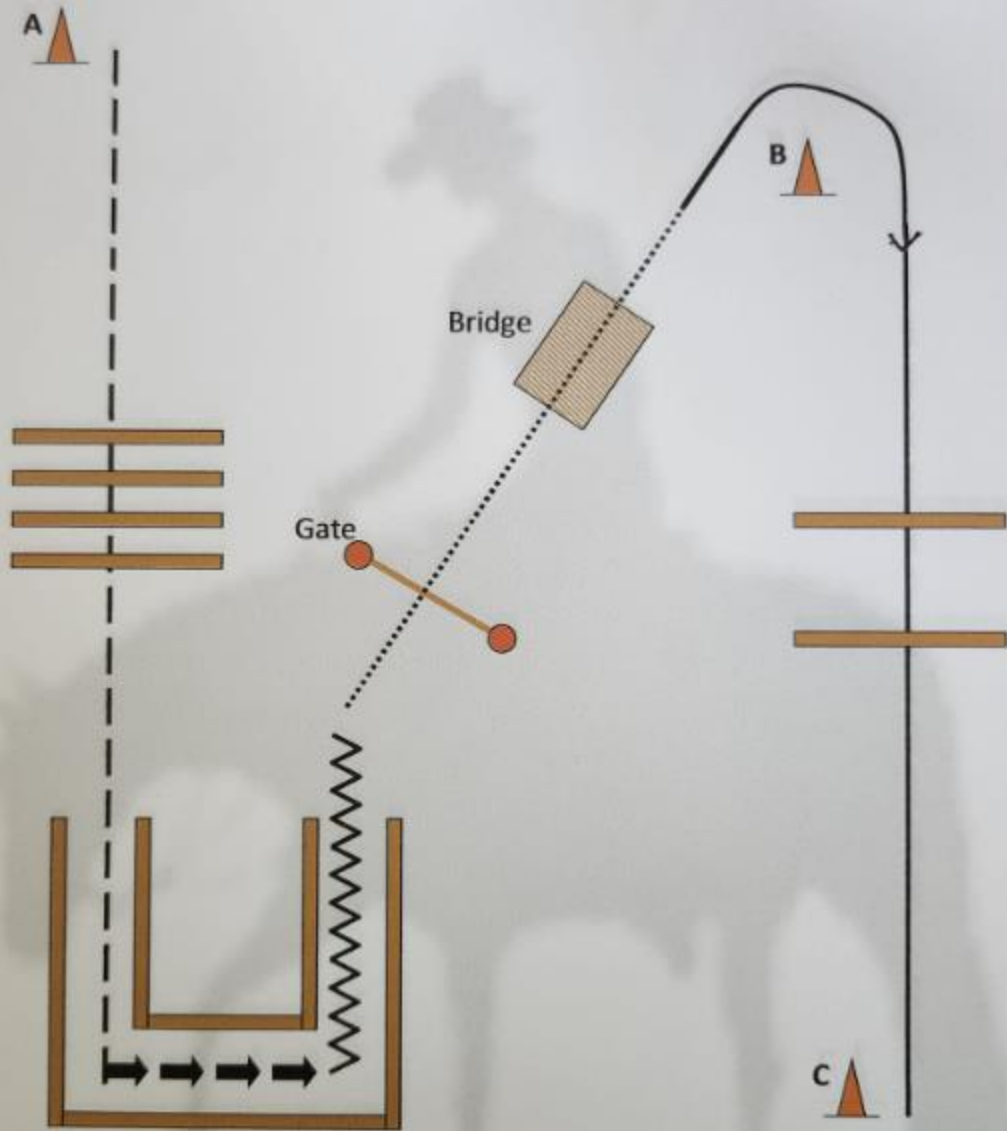
1. Beginning on the right lead, complete three circles to the right: the first circle small and slow; the next two circles large and fast. Change leads at the center of the arena.
2. Complete three circles to the left: the first circle small and slow; the next two circles large and fast. Change leads at the center of the arena.
3. Continue around previous circle to the right. At the top of the circle, run down the middle to the far end of the arena past the end marker and do a right rollback—no hesitation.
4. Run up the middle to the opposite end of the arena past the end marker and do a left rollback—no hesitation.
5. Run past the center marker and do a sliding stop. Back up to the center of the arena or at least ten feet (three meters). Hesitate.
6. Complete four spins to the right. Hesitate.
7. Complete four spins to the left. Hesitate to demonstrate the completion of the pattern.

Dwyer Hill

August 11<sup>th</sup> 2024

# Trail

Class # 44-45-46



➡➡➡ Side Pass

----- Trot

⚡ Back up

————— Lope

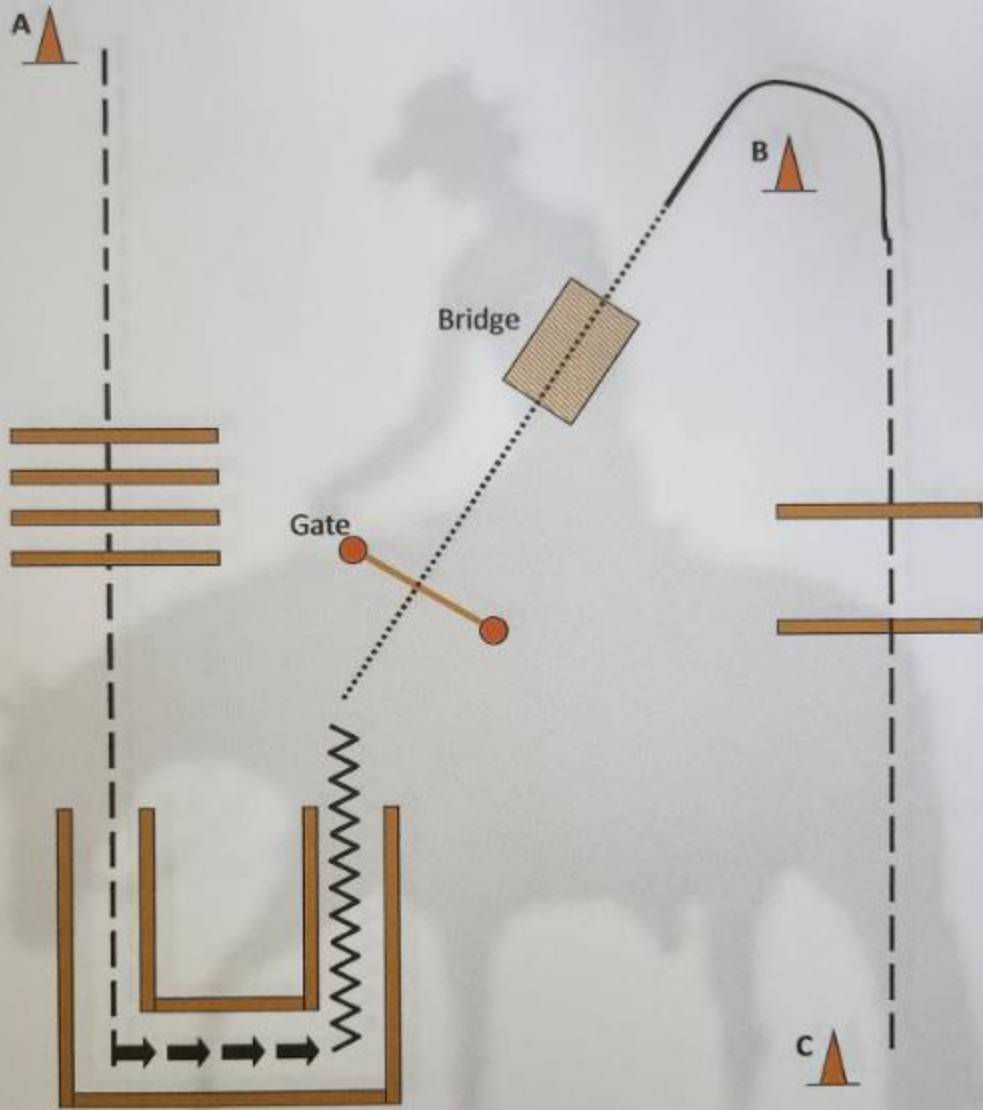
..... Walk

Dwyer Hill

August 11<sup>th</sup> 2024

# W/T Trail

Class # 47



➡➡➡ Side Pass

⚡ Back up

--- Trot

— Lope

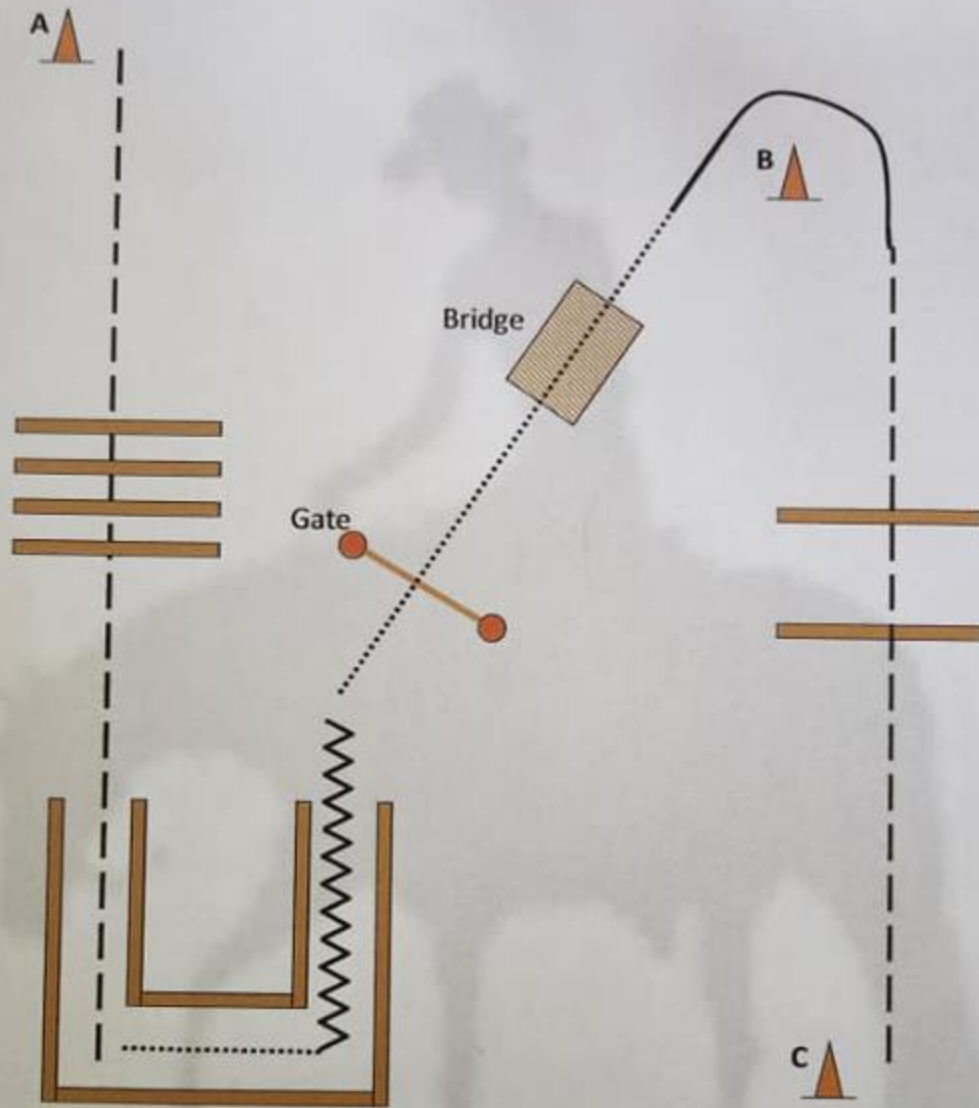
..... Walk

Dwyer Hill

August 11<sup>th</sup> 2024

# In Hand Trail

Class # 48



- Trot poles and into chute
- Walk turn and back
- Walk to and execute R/H gate
- Walk bridge
- Trot around B and over poles
- Halt to finish