














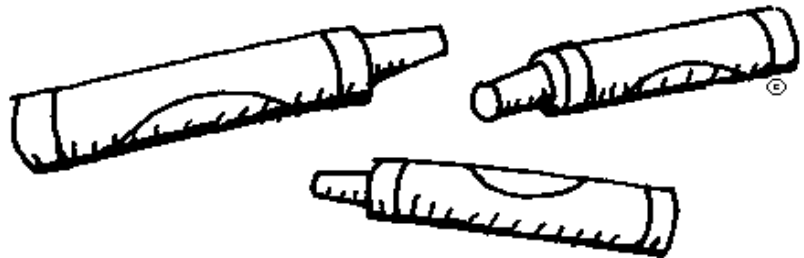




1ST GRADE Supplies

-  2 - 500ct reams of white copy paper (8½ x 11)
-  1 - 500ct ream of colored copy paper – regular, pastel or bright (8 ½ x 11) Choose one color: teal, fuchsia, orange, purple, pink, yellow, green, blue, red, or gray
-  1 - pack of colored construction paper (12x18) Choose one color: orange, purple, pink, yellow, green, blue, light brown, light green, gray, teal, fuchsia, brown
-  3 – Single Subject Notebooks (very basic, nothing fancy)
-  1 - 12 pk. of glue sticks
-  1 bottle of white glue
-  3 - pink erasers
-  1 – 12 pk. of Ticonderoga pencils
-  1 - Fiskar kids scissors (round edge)
-  1 – plastic 12” ruler with 3 holes
-  2 - 24ct. box of crayons
-  1 - standard plastic pencil box
-  1 - large backpack (no wheels)
-  1 - lunch bag and 1 snack bag (can be combined)
-  1 - pair of headphones (to be used for technology)



 PENCILS, GLUE, SCISSORS, CRAYONS, COLORED PENCILS ETC... SHOULD ALSO BE AVAILABLE AT HOME.