


NAPA VALLEY QUILTERS
LOOSE THREADS

March 2020
Volume 102 issue 3
www.napavalleyquilters.net

Hello fellow Quilter's, Wow March where did February go? Our last Guild meeting was fun and informative!! Not only did we learn about needles and thread , we also learned about each other. Thank you all for that... Going forward I hope that we can learn more about each other . Getting together and sharing our love of quilting ! I'm sure March will not only bring early flowers, but also more quilts for show and tell. Always a nice part of the quilt meeting. Thanks to all who helped out on Quilts2Share and other projects for the Community. We are still in need of pillow cases - so if you have any please bring them to the next meeting... As always President in training. Rose



Bring food for the FOOD BANK
Bring your Cup
Bring your Name Badge
Bring your Block of the Month
and Fat Quarters .
\$ For Drawings ~
Bring -Sold Quilt Tickets



ANNOUNCEMENT

Do you have a Row by Row that you are never going to use?? I thought it might be fun to do a challenge quilt using Row by Rows. If you have them and want to donate to a fun project, please bring them to our next quilt guild meeting.

FREE. A Sew Steady Table, 18"x24" , made to fit a Viking Quilt designer II. Phone number in the roster. Contact Nelda



HAPPY BIRTHDAY

Barbara Phillips Barrett
Patty Gossett
Carol Harris
Sandra Hewitt
Sharon Lampton
Sharon Spencer

Napa Valley Quilters, General Meeting
Minutes
February 8, 2020

The meeting was called to order at 10:00am by President, Rose Luce.

The Pledge of Allegiance was recited and the January birthdays were announced and Happy Birthday was sung.

Birthdays – Marsha Ewig, Theresa Herrington, Michele Moore, Trudy Molina, Joan Lord

New Business: Linda Wagner ruler bag class rescheduled to March 15, 2020. Check in with Kelly Van Camp to confirm attendance and pick up pattern or receive refunds.

Looking for someone to take on the opportunity quilt for 2021. It will be Napa Valley Quilter's 40th year.

Maggie reports on the Sonoma Valley Quilt Show. March 21 and 22, 2020. Entry forms online and table due by March 7, 2020 and quilts delivered to Broadway Quilts between March 14-18, 2020.

Old Business: None

Secretary: Theresa Herrington reported the January minutes were posted with the newsletter, online. Following a motion by Cheryl Bundy and second by Kay O'Neil, the minutes were approved by the members as posted.

Treasurer/Website -Maggie Walker reported beginning balance \$27,232.29, ending balance \$27,831.23. Please email Maggie with any upcoming events so that she can post on our website.

Vice President (Programs) report-Kelly Van Camp reported that all this years upcoming speakers and classes are posted online. Next month Scarlet Rose will be presenting on Celtic Quilts in time for St. Patrick's Day.

Membership report -Kelly Larson/Krista Lopez reported 83 signed in for meeting with 3 guests and new member Marjorie Cunningham.

Please pay dues for 2020 and/or get photo taken if you haven't already done so. Roster going to the printer this week.

Welcoming Chair - Kay O'Neil

Newsletter - Cheryl Bundy asks that people please have anything to her by the 20th of the month.

Block of the Month - Elizabeth Helmer reports that she has pictures of quilts to celebrate Black History Month.

If anyone has directions for the dog block and is not going to make it please return directions.

Drawings - Mary Jo Kent held drawings with winners, Susan Holtz, Kelly Larson, Judy Molina, Hanna McClellan.

Communications - Patti Glenn. If you have something to send contact Patti.

Historian - Carol Holmes reports that the 2019 book is almost finished. She needs some of the pictures from online photos still.

Opportunity Quilt -Jamie McClenahan and Sandy Hewitt please pick up and turn in your tickets. Please be thinking about where we can go to sell tickets with the quilt and let them know.

Quilts to Share - Rose/Kay/Sue/Marilyn will meet on February 29, 2020 at the Orchard Ave facility. Typically held on the 5th Saturday of any month.

Parliamentarian/Art in the Library – Linda Feutz

Publicity – Rose Luce will sell space for advertising on our website if any interest.

Sunshine - Joan Barber. We now have space at the senior center to store our hospitality goods.

Librarian - Cathy Stegman. We will be disbanding the library.

Hospitality - Carolyn Spence. We have a nice display today. Please remember to pick up anything that is left at the end of the meeting.

Announcements:

- Cheryl Bundy has a friend with a featherweight in excellent condition to sell.
- Trina Wagner reports on a quilting class that is going to be held UpValley.

- Marsha Ewig asks if there is any interest in getting together a color study group. Please contact her.
- Joann Dalton reports that the class she announced last month is being reset to the end of March. Cost is \$40 and see her to sign up.
- Katie Bowers reports that Linda Wagner has just had knee surgery and will be at home for 4-5 weeks so please call or visit if you can.
- Karen Zantato reports on the project to make lap quilts for patients with chronic illness.
- Renee' Lafayette offers to take the stuff left on the free table to donation each week. If she leaves early she will come pick it up from whoever brings it home.
- Member Maggie Walker profile.

The meeting was adjourned at 10:30 for Show and Tell and the Speaker Colleen Erdes.

Theresa Harrington, Secretary

NVQG MARCH MEETING



SCARLETT ROSE



presents

Celtic Quilts Around the World

**See beautiful Celtic quilts made by quilters from many
countries, all showing their love of Celtic design.**

Not too late to sign up for

LINDA WAGNER'S RULER BAG CLASS

Sunday March 16th 10AM 1040 Orchard Ave

Email Kelly at NapaQuilters@HBNapa.com

Scarlett Rose started quilting in 1976, teaching in 1986 and quilt judging in the early 90's. Scarlett teaches for quilt guilds, shops and conferences throughout the United States and has taught twice in Japan, in Nagoya in 2002 and Osaka at the International Quilt Week 2006. While specializing in Celtic designs for appliqué, embroidery, sashiko and crayoning, Scarlett also designs scrap quilts, friendship quilts and foundation pieced quilts that are modern innovations on classic patchwork patterns and traditional symbols. Drawing on her cultural heritage, she combines eastern influences with her Celtic work. Besides her contemporary appliqué and patchwork quilts, Scarlett has also designed unique Wearable Art pieces and Art Quilts.

BLOCK OF THE MONTH

FAT Quarter: Black and Red

Size: $11\frac{1}{2} \times 11\frac{1}{2}$

Fire Hydrant

Solid Orange: one of A; one of H; one of R

Orange Print: one of H; one of I; one of Q; one of G

Red: one of A; one of H; one of R

White: two of I; three of H; one of N; one of Nr

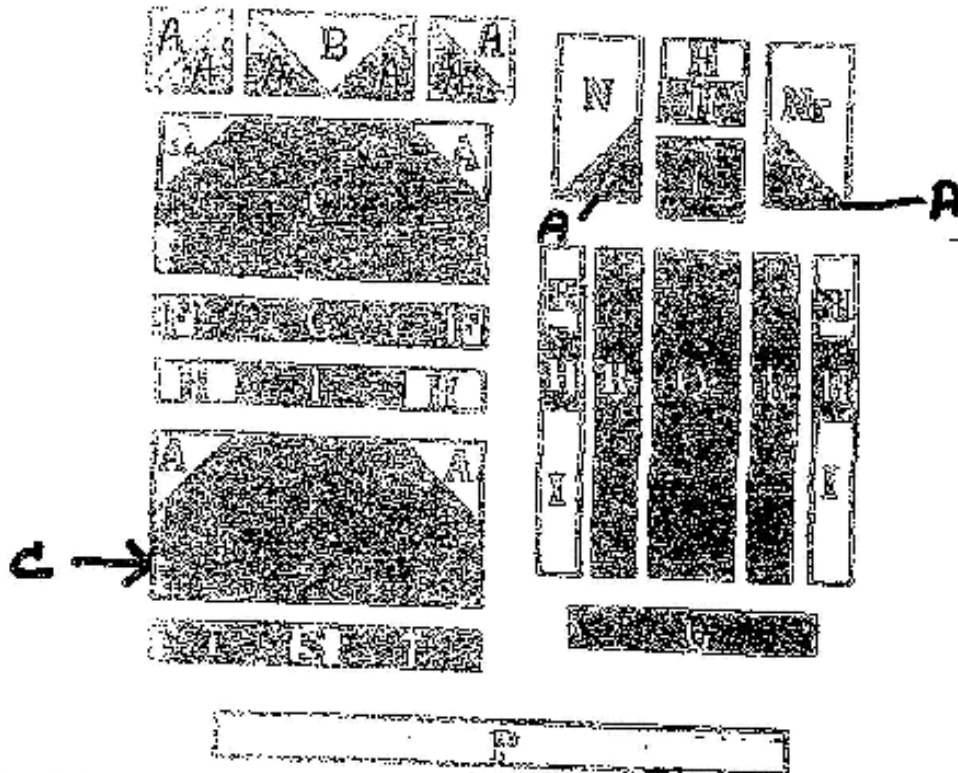
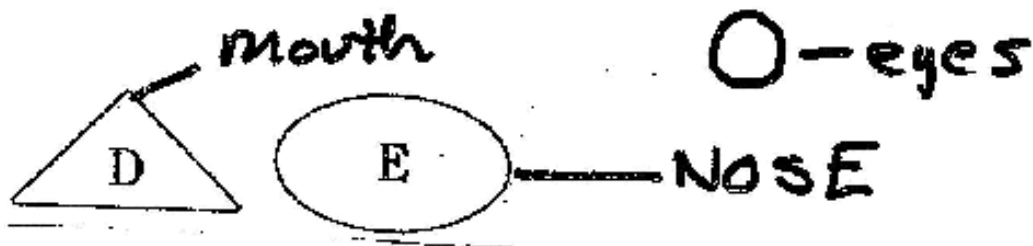
Dog

White or Tan: 3 of A; 1 of B; 2 of F; 2 of H; 1 of S

Brown solids or brown prints: 2 of A; 2 of C; 1 of G; 1 of I; 2 of T

Green: one of P

Brown: one of D; one of E



4 Adding the Borders

Sew the side border #1 strips to the quilt. After pressing, trim any extra length. Then add the top and bottom border #1 strips; press and trim again. Add the border #2 and #3 strips in the same way.


5 Quilting and Finishing

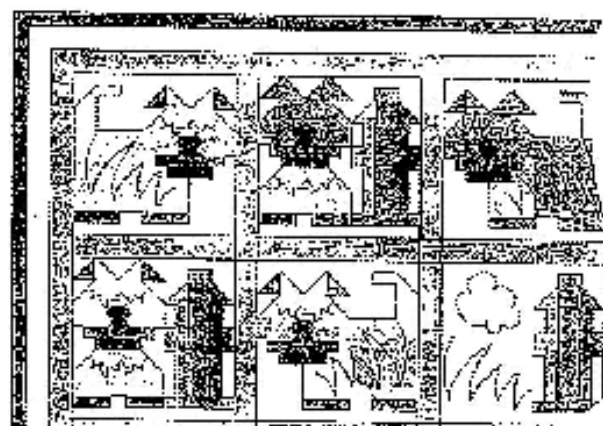
Trace the *Shaggy Dog Quilting*. Mark the motifs on the reverse in the blocks as shown. Randomly position the cloud in each U patch.

Slightly stretch the backing wrong side up and then add the batting and quilt top. Baste all three layers together.

Quilt the sashes, V's, puppies, hydrants and borders in the ditch as shown and then quilt the marked motifs.

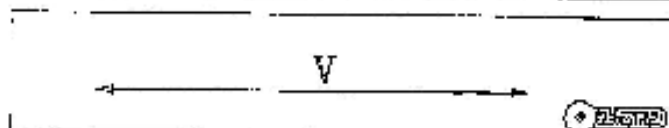
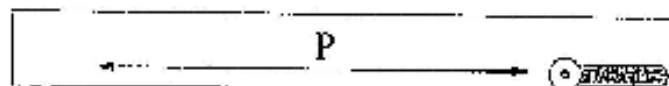
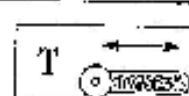
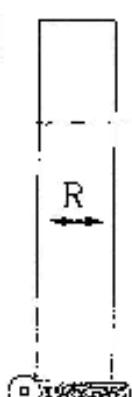
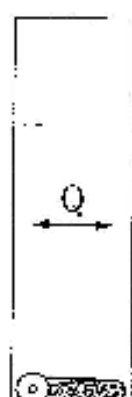
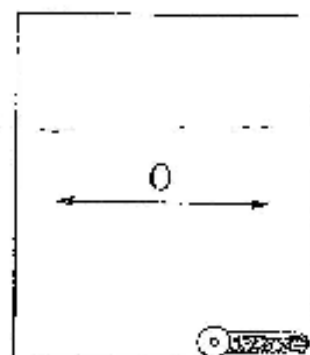
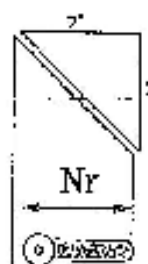
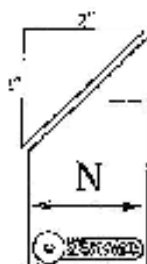
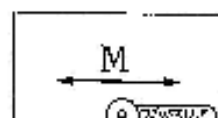
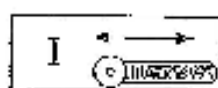
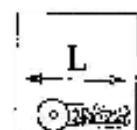
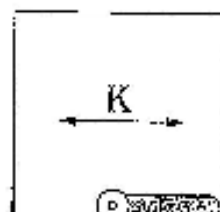
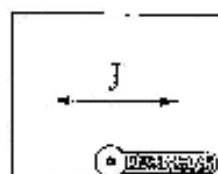
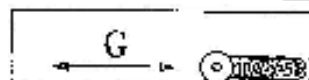
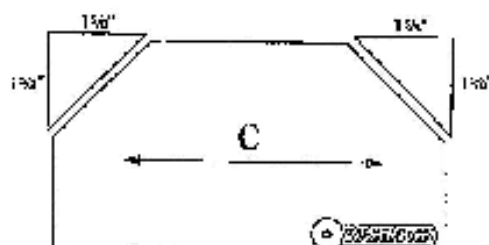
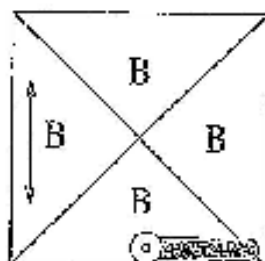
Join the binding strips to make one long strip. Sew this strip to the quilt to finish the edges.

For the wall quilt, sew a sleeve to the backing to display your Ragamuffins. 

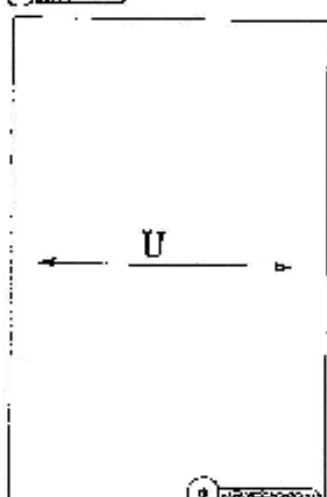


Quilting Placement

Align arrows with lengthwise or crosswise grain of fabric.



A corner-trimming template and directions for using it on patches A, B, N and Nr are in "Basic Lessons."



Napa Valley Quilters Sponsors



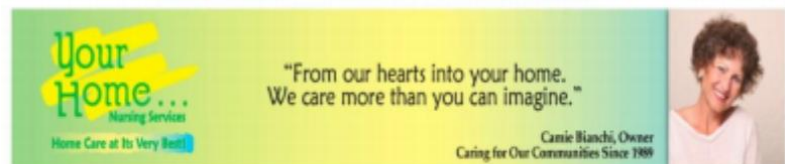
707-938-7312




916-920-2121



707-255-8550



224-7780



(707)259-1107



"We will keep you in Stitches"

707-486-0885



(707)224-6968



Special Thanks to:
Nancy Gamble
BR Landscaping
Rose Neff