



Keystone
Heirlooms



Welcome

The Keystone Heirlooms furniture is constructed by highly-skilled craftsmen! They take pride in their workmanship and stay true to their name "Keystone Heirlooms," by manufacturing 100% solid wood furniture today that will be the furniture of tomorrow and generations following!

As you leaf through this brochure and soak in the tasteful room settings, you can see the integrity of workmanship! The quality is so outstanding that all of the table and chairs are backed by a 15 year warranty.

Now, pick out your furniture and have it painted or stained the color of your choice from the selection in the back of this brochure! The durable finish will keep your furniture beautiful and bring out its elegance.

"Bring home an heirloom today!"

Table of Contents

Fine Dining Furniture	3
Cambridge Dining Collection	4
Farmhouse Dining Collection	6
Empire Dining Collection	8
Shaker Dining Collection	10
Windsor Dining Collection	12
Lancaster Dining Collection	14
More Chairs	16
More Cupboards & Hutches	17
Table Options	22
Fine Bedroom Furniture	24
Shaker Bedroom Collection	24
Living Room & Accessories	28
Miscellaneous Items	32
Benches & Garden Accessories	34
Furniture Paintings	38
Bench Backs	40
Punched Tin	41
Finishing Touch	42
Paint Swatches	43
Stain Swatches	44

Keystone
Heirlooms



ITEM #	DESCRIPTION
--------	-------------


- | | |
|----------|---|
| A | #1759 Hampton Extension Table
(60"w x 42"d x 30"h) |
| B | #1801 Cambridge Solid Top Table
(36" x 36") |
| C | #1620 Solid Top Farm Table
(36" x 36") |



Cambridge
Collection



A



B



C



D



E

ITEM # DESCRIPTION

- | | | |
|----------|--------------|---|
| A | #1419 | Hunt Board
(50"w x 14"d x 36"h) |
| B | #148 | 4' Bookcase
(38"w x 13"d x 48"h) |
| C | #1506 | Cambridge Chair
(20"w x 22.5"d x 39"h) |
| D | #1507 | Cambridge Arm Chair
(20"w x 22.5"d x 39"h) |
| E | #1602 | Cambridge Table
(42" x 60") |



Farmhouse
Collection



A



B



C



D

More cupboard options on pages 17-21



E

ITEM # DESCRIPTION

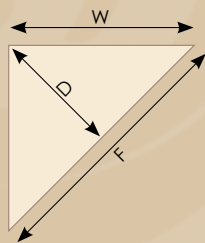
- | | | |
|----------|--------------|---|
| A | #308 | Hall Console
(37" w x 12" d x 31" h) |
| B | #1207 | China Cabinet w/Glass
(50" w x 19" d x 74" h) |
| C | #1500 | Nantucket Side Chair
(22.5" w x 21.5" d x 37.5" h) |
| D | #1501 | Nantucket Arm Chair
(25" w x 22" d x 39.5" h) |
| E | #1629 | Solid Farm Table
(42" x 60") |



Empire
Collection



E



C



A



B



D

More cupboard options on pages 17-21

ITEM # DESCRIPTION

- A** #299 Large Corner Cabinet
(31" w x 13" d x 71" h) (30.5" f x 13" d x 21.5" w)
- B** #1237 Microwave Hutch
(36" w x 18" d x 74" h)
- C** #1504 Thumb Back Side Chair
(19.5" w x 21.5" d x 36" h)
- D** #1673 46" Round Table
Solid Top
- E** #1505 Thumb Back Arm Chair
(22.5" w x 21.5" d x 36" h)



Shaker
Collection



More cupboard options on pages 17-21

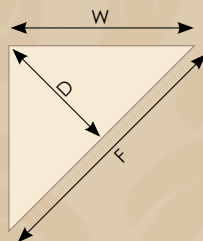


ITEM # DESCRIPTION

- | | | |
|----------|--------------|--|
| A | #1415 | 60" Shaker Hutch
(60"w x 20"d x 83"h) |
| B | #1417 | Shaker Corner Cabinet
(29.5"w x 19.5"d x 83"h) |
| C | #1502 | Ladder Back Side Chair
(19"w x 21.5"d x 43.5"h) |
| D | #1503 | Ladder Back Arm Chair
(23"w x 21.5"d x 43.5"h) |
| E | #1653 | Extension Table
(42" x 60") |



Windsor
Collection



More cupboard options on pages 17-21

ITEM #	DESCRIPTION
A #310	China Cabinet (50"w x 19"d x 74"h)
B #299	LG Corner Cabinet (31"w x 13"d x 71"h) (30.5"f x 13"d x 21.5"w)
C #1510	Windsor Side Chair (30"w x 21"d x 39.5"h)
D #1511	Windsor Arm Chair (24"w x 21"d x 39.5"h)
E #1293	Table (36" x 60")



Lancaster
Collection



A



B



C



D



E

More cupboard options on pages 17-21

ITEM #	DESCRIPTION
--------	-------------

- | | |
|---|---|
| A | #113 XL Corner Cabinet
(36" w x 17" d x 74" h) (36" f x 26" w x 17" d) |
| B | #1209 Hoosier Cabinet
(51" w x 22" d x 76" h) |
| C | #1508 Wheat Back Side Chair
(20.5" w x 22.5" d x 38" h) |
| D | #1509 Wheat Back Arm Chair
(24" w x 22.5" d x 38" h) |
| E | #1624 Table
(36" x 70") |

More Chairs



A



B



C



D



E



F



G



H

ITEM #	DESCRIPTION
A #1521	6 Spindle Arm Chair (23.5"w x 17.5"d x 41"h)
B #1520	6 Spindle Side Chair (18.5"w x 17.5"d x 41"h)
C #1523	Venice Arm Chair (22"w x 21"d x 38"h)
D #1522	Venice Side Chair (18.5"w x 21"d x 38"h)
E #1530	24" Venice Bar Chair (18.5"w x 21"d x ___h)
F #1517	Shaker Ladder Back Arm Chair (23"w x 21.5"d x 43.5"h)
G #1516	Shaker Ladder Back Side Chair (19"w x 21.5"d x 43.5"h)
H #1532	24" Cambridge Bar Chair (20"w x 20"d x 43"h)
I #1525	Farmer's Arm Chair (23.5"w x 17.5"d x 42"h)
J #1524	Farmer's Side Chair (18.5"w x 17.5"d x 42"h)



I

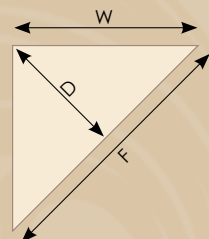


J

More Cupboards & Hutches



A



C



D

ITEM # DESCRIPTION

- A** #1201 XL Corner Cabinet w/Glass
(36" w x 17" d x 74" h) (36" f x 26" w x 17" d)
- B** #299 LG Corner Cabinet
(31" w x 13" d x 74" h) (30.5" f x 21.5" w x 13" d)
- C** #106 Small Pie Safe
(26" w x 12.75" d x 34" h)
- D** #115 Small Corner Cabinet
(20" w x 10" d x 70" h)



A



B



C



D



E

ITEM #	DESCRIPTION
A #1317	Trash Bin Cabinet w/Drawer (21.5"w x 12.75"d x 34"h)
B #1444	35" Hunt Board (35"w x 14"d x 36"h)
C #105	Large Pie Safe (26"w x 13"d x 58"h)
D #1419	Hunt Board (50"w x 14"d x 36"h)
E #321	Extra Large Pie Safe (39.5"w x 14.5"d x 65"h)
F #1324	Lancaster Cabinet (33"w x 13"d x 47"h)



F



G



H



I



J



K

ITEM #	DESCRIPTION
G #1453	42" Shaker Hutch (42"w x 20"d x 83"h)
H #1451	Extra Large Pie Safe with 2 Drawers (39.5"w x 15"d x 65"h)
I #1209	Hoosier Cabinet (51"w x 22"d x 76"h)
J #1459	50" Hall Table (50"w x 15"d x 36"h)
K #1397	50" Hall Console (50"w x 11.5"d x 30"h)



A



B




C



D



E



F

ITEM #	DESCRIPTION
A #175	Trash Bin (16"w x 13.5"d x 25"h)
B #208	Candle Stand (10.75"w x 10"d x 37"h)
C #234	Chimney Cabinet (15"w x 10.75"d x 60"h)
D #658	Microwave Stand (26"w x 19"d x 34"h)
E #622	Jelly Cabinet w/Drawer (23"w x 12.75"d x 48"h)
F #610	Jelly Cabinet (18.5"w x 10.75"d x 45"h)



G



H



I



J

ITEM #	DESCRIPTION
--------	-------------

- | | |
|---------|--|
| G #1336 | Jelly Cabinet with Tin
(19.5"w x 13"d x 42.5"h) |
| H #115 | Small Corner Cabinet
(20"w x 10"d x 70"h) |
| I #236 | Jumbo Hutch
(63"w x 21.5"d x 80"h) |
| J #1324 | Lancaster Cabinet
(33"w x 13"d x 46.5"h) |



#ED01 Ogee Edge

#ED02 Tulip Edge

#ED03 Thumb Nail

#ED04 Beveled Edge

#ED05 French Edge

#ED06 Mission Edge

#ED07 Round Edge

#ED08 Standard



Table Options



#SK01 Shaker



#SK02 Beaded



#SK03 Mission



#SK04 Tudor



#SK05 French



ITEM #	LEG DESCRIPTION
A #LG01	Shaker Leg
B #LG02	Country French Leg
C #LG03	Turned Shaker Leg
D #LB04	Cambridge Leg
E #LG05	Tulip Turned Leg
F #LG06	Turned Farm Leg
G #LG07	Queen Anne Leg



A



B

Shaker Bedroom

Collection



C



D



F

E

ITEM # DESCRIPTION

- A** #1421 Shaker Chest of Drawers (34"w x 20"d x 45"h)
- B** #1423 Shaker Night Stand (24"w x 18"d x 27.5"h)
- C** #1425 Shaker Queen Size Bed (66"w x 86"d x 52.5"h)
- D** #1420 Shaker Chest on Chest (36"w x 20"d x 57.5"h)
- E** #1422 Shaker Dresser (58"w x 20"d x 36"h)
- F** #1424 Shaker Mirror (53"w x 41.5"h)



A



B



C



D



E

ITEM #	DESCRIPTION
A #1351	Armoire (40"w x 22.5"d x 60"h)
B #1309	Large 5 Drawer Chest (22"w x 12"d x 42"h)
C #342	3 Drawer Chest (22.25"w x 12"d x 28"h)
D #1241	Small Clothes Tree (48"h)
E #1240	Large Clothes Tree (66"h)



F



G



H



I



J

ITEM #	DESCRIPTION
F #1341	Queen Size Bed Frame (64.5"w x 46"d x 85.5"h)
G #1340	Night Stand (22"w x 16"d x 24"h)
H #1337	Chest of Drawers (32"w x 18"d x 45"h)
I #1338	Dresser (45"w x 17.75"d x 32"h)
J #1339	Mirror (37.75"w x .75"d x 40"h)



A



B



C



D

Living Room

**Bookcases & End Tables
Entertainment Cabinets**



E



F



G



H



I

ITEM #	DESCRIPTION
A #1440	44" Shaker Coffee Table (44"w x 20"d x 19"h)
B #1381	Shaker End Table (17"w x 17"d x 24"h)
C #1441	Shaker End Table with Drawer (18"w x 22"d x 24"h)
D #1327	Garden Style Table (32"w x 17"d x 30.5"h)
E #1391	5' Bookcase (38"w x 12.75"d x 60"h)
F #1352	Pier Case (20"w x 12"d x 63.25"h)
G #320	6' Book Case (36"w x 13"d x 73"h)
H #1392	3' Book Case (38"w x 12.75"d x 36"h)
I #1355	Shaker Coffee Table (40"w x 18"d x 19"h)



A



B



C



D



E



F

ITEM #	DESCRIPTION
A #1352	Pier Case (20"w x 12"d x 63.25"h)
B #1449	Pier Case with Door (20"w x 12"d x 63.25"h)
C #1457	Rectangular TV Stand (43"w x 18"d x 30"h)
D #604	Box Table (20"w x 12"d x 27"h)
E #732	Large Boat Shelf (26"w x 10.75"d x 73"h)
F #417	Medium Boat Shelf (19"w x 8.75"d x 48.5"h)



G



H



I



J



K

ITEM # DESCRIPTION

- | | | |
|----------|-------|--|
| G | #1286 | Small Entertainment Center
(36" w x 19" d x 30.5" h) |
| H | #1399 | 24" High Plasma TV Cabinet
(50" w x 18.5" d x 22" h) |
| I | #1369 | 50" Plasma TV Cabinet
(50" w x 18.5" d x 30" h) |
| J | #416 | New Style Corner TV Stand
(42.5" w x 17.5" d x 30" h) |
| K | #1401 | 28" High Plasma TV Cabinet
(50" w x 18.5" d x 28" h) |



Miscellaneous Items



D



E



F



G




H

ITEM # DESCRIPTION

- A** #689 Half Round Stand
(20"w x 12"d x 32"h)
- B** #1343 End Table
(21.5"w x 12.75"d x 26"h)
- C** #1344 Lamp Table
(25"w x 23"d x 12.75"h)
- D** #1394 Secretary Desk
(25"w x 13"d x 42.75"h)
- E** #1390 62" Computer Desk
(62"w x 22.5"d x 30"h)
- F** #620 Phone Stand
(19.5"w x 12"d x 35"h)
- G** #302 Vegetable Bin
(17"w x 12"d x 35"h)
- H** #209 Large Toilet Paper Holder
(10"w x 10"d x 28"h)



A



D



B



E



C

Benches & Garden Accessories



F



G



H



I



J

ITEM # DESCRIPTION

- | | | |
|----------|-------|--|
| A | #1458 | 50" Linen Chest
(50"w x 16.5"d x 20.5"h) |
| B | #1445 | 36" Bench
(36"w x 16.5"d x 20.5"h) |
| C | #1442 | 50" Hall Bench
(50"w x 16.5"d x 24"h) |
| D | #1326 | Plant Stand
(17"w x 17"d x 30"h) |
| E | #1325 | Potting Table
(33.5"w x 18.5"d x 32.75"h) |
| F | #1393 | 36" Bench w/Drawers
(36"w x 16.5"d x 24"h) |
| G | #1382 | 50" Bench w/Drawers
(50"w x 16.5"d x 24"h) |
| H | #642 | Small Storage Bench
(27"w x 13"d x 31"h) |
| I | #117 | Heart Bench (Homestead)
(33"w x 10.75"d x 17.5"h) |
| J | #643 | Large Storage Bench
(41"w x 15.5"d x 37"h) |



A



B



C



D



E

ITEM #	DESCRIPTION
A #1328	50" Bench (50"w x 16.5"d x 20.5"h)
B #1434	3 Tier Shelf (20"w x 12.75"d x 40"h)
C #1300	Garden Bench (Flag) (32.5"w x 15.5"d x 31"h)
D #287	Catch-All Cabinet (29"w x 12"d x 30"h)
E #101	Large Chest (36"w x 20"d x 19"h)



F



G



H



I



K



L



J



M

ITEM # DESCRIPTION

- F** #1435 2 Tier Shelf
(18"w x 12.75"d x 26"h)
- G** #1329 50" Shelf
(50"w x 11"d x 17"h)
- H** #1305 4' Shelf
(48"w x 9.25"d x 15"h)
- I** #1307 3' Shelf
(36"w x 9.25"d x 15"h)
- J** #1306 2' Shelf
(24"w x 9.25"d x 15"h)
- K** #1389 Small Flower Stand
(19"w x 12.25"d x 26.25"h)
- L** #1388 Tall Flower Stand
(17.5"w x 11.25"d x 36"h)
- M** #1443 36" Shelf
(36"w x 11"d x 17"h)

Paintings



Bring some country charm to your furniture by adding detail paintings. Adds that finishing touch!

See all the painting options on page 39.



Painting Options



1



5



9



32



10



13



17



18



19



24



34



35



41



45



46



47



48



51



53



55



56



57



58



59

Bench Backs



B-2

B-3



B-11

B-76

B-77



B-80

B-82

B-85

B-89



B-90

B-93

B-94

B-95



B-96

B-98

B-99

B-100



B-104

B-105

Punched Tin



T-84



T-86



T-82



T-87



T-90



T-85



T-88



T-80



T-89



T-81



T-84



Finishing Touch
Stains & Paint

Paint Swatches

Code-X Moss



Code-V English Red




Code-WI Legacy Black



Code-N Blue



Code-Y Sandstone



Code-O Sage



Code-I Black



Code-J White



Code-L Green



Code-P Mustang



CHERRY WOOD

Stain Swatches

C Mahogany



H Natural



W-B Wood Berry *



R Rustic Pine



A-W Autumn Wheat



S-W Special Walnut



G-O Golden Oak



M-C Michael's Cherry

A Harvest Pine



AC Acorn



W-C Washington Cherry *



B Cherry



CY Cypress *



KO Kono *

* Indicates an upcharge

OAK WOOD

Stain Swatches

KO Kono



AC Acorn



A-W Autumn Wheat *



CO Cordovan



W-B Wood Berry *



S-W Special Walnut



M-C Michael's Cherry



R-B Rose Blush *



H Natural



C Mahogany



B Cherry



R Rustic Pine



W-C Washington Cherry *



A Harvest Pine



PINE WOOD Stain Swatches

G-O Golden Oak




C Mahogany



B Cherry



CY Cypress *



M-C Michael's Cherry



S-W Special Walnut



R-B Rose Blush *



A-W Autumn Wheat *

CO Cordovan




H Natural



AC Acorn



W-B Wood Berry *



W-C Washington Cherry *



KO Kono

* Indicates an upcharge

MAPLE WOOD

Stain Swatches

C Mahogany



B Cherry



G-O Golden Oak



A-C Acorn



R Rustic Pine



CY Cypress



KO Kono



S-W Special Walnut



W-B Wood Berry *



M-C Michael's Cherry



A-W Autumn Wheat *



H Natural



R-B Rose Blush *





Keystone
Heirlooms

Your Dealer: