

ENGS 44

SUSTAINABLE DESIGN



In Search of Indoor Comfort

Benoit Cushman-Roisin

3 April 2017

Fact: People spend 90% of their time being indoors.

Questions:

What is comfort?
How do you define it?

Is this room comfortable?



Elements of the answer

- Fresh air (as opposed to stale)
 - Good level of oxygen → Sufficient air exchange with outside
- Not too hot and not too cold
 - Control of temperature
- Not too dry and not too humid
 - Control of relative humidity
- Good amount of light and no glare
 - Enough light, preferably diffuse
- Human dimension to the context
 - Appropriate geometric dimensions, pleasing shapes and colors

There are many more intangible aspects to comfort.

Formal definition of thermal comfort
(ASHRAE Standard 55-66)

Thermal comfort is that condition of mind which expresses satisfaction with the thermal environment.

A definition of comfort in general (not just thermal) may then be:

Comfort is that condition of mind which expresses satisfaction with one's environment.

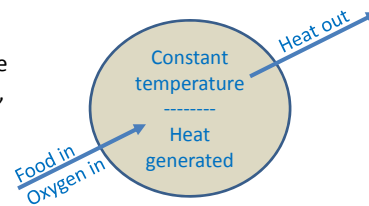


Let's first focus on the thermal part because it is not only essential but also most easily comprehended.

Our body's thermostat is set at 98.6°F (37°C), and we generate heat by our metabolism and muscular activities:

Activity	Heat produced (in Watts)	Heat produced (in BTUs/hour)
Sleeping	100	340
Light work	200	680
Walking	300	1020
Jogging	800	2720

To remain at its constant temperature, the body has to eliminate the heat generated, somehow and at a rate equal to its production, in average.



Thermal Comfort

The human body has ways to adjust (increase or decrease) its heat loss, for example by bringing more or less blood to vessels right under the skin or by changing the total amount of blood in the body, with more blood produced under warmer conditions to expel heat more effectively.

Sweating and the resulting evaporation is another physiological mechanism to expel heat, but it is not one that we would call comfortable.



Thus, we can feel thermally comfortable within a range of temperatures, but that this range is limited.

Experience reveals that the comfort range for most people extends from 68°F (20°C) to 78°F (25°C).

Humidity Comfort

Likewise with humidity. Experience reveals that comfort is best achieved within a range of relative humidity.

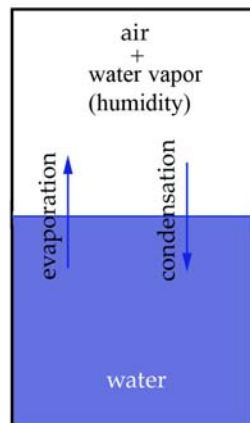
Relative humidity (RH) is the fraction of water vapor that the air actually contains to the amount that it would contain at the point of condensation, expressed as a percentage. Thus, 0% corresponds to dry air, and 100% to maximally humid air for its temperature. Neither extreme is comfortable.

The minimum comfortable level of relative humidity is 20%. Below this, people complaint of dry nose, mouth, eyes, and skin, and there is an increase in respiratory illnesses. Furthermore, static electricity and shrinkage of wood are also problems cause by excessively low humidity.

The maximum comfortable level varies with the season.

- In summer, when the need to expel heat is more important, cooling by evaporation of body moisture is necessary, and RH is best kept below 60%.
- In winter, when getting rid of excess heat is hardly the case, a higher level of humidity can be tolerated, and the maximum RH level is 80%.

Humidity Limit as a Function of Temperature



When water is exposed to air, some water evaporates and contributes to a certain level of humidity in the air. An equilibrium is eventually reached, and the amount of humidity (= mass of water vapor per mass of air) remains a constant. This level of humidity is the maximum possible level. Any higher level would cause condensation of water vapor back into liquid water.

At equilibrium, the water vapor is said to be saturated, and relative humidity is said to be at 100%.

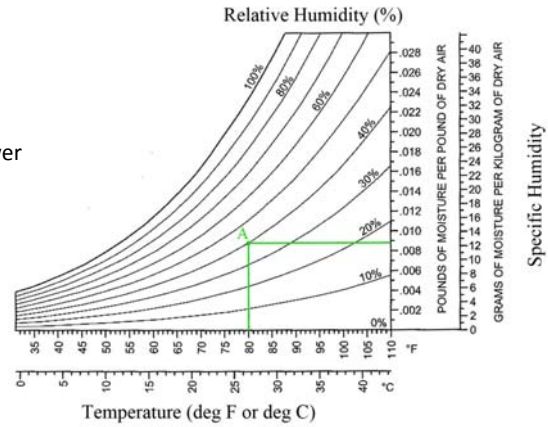
This level of saturation varies with temperature. For example, at 40°F, it is 0.006 pound of water vapor per pound of dry air, at 80°F, it is 0.023 pound of water vapor per pound of dry air.

In most common indoor situations, there is no significant amount of water exposed. (Typical exceptions are kitchens and bathrooms when in use and, of course, indoor swimming pools.)

If the amount of humidity exceeds the saturation level, vapor condenses and forms droplets of water on surfaces. Surfaces get wet, and we call that moisture. Moisture in buildings is not good because persistent moisture leads to mold.



If the amount of humidity is lower than the saturation level, and if there is no exposed water to bring water vapor to the saturated state, the level of humidity lies somewhere between zero and saturation. This amount is measured as a % of the saturation value.



The psychrometric chart and Defining the comfort zone on it

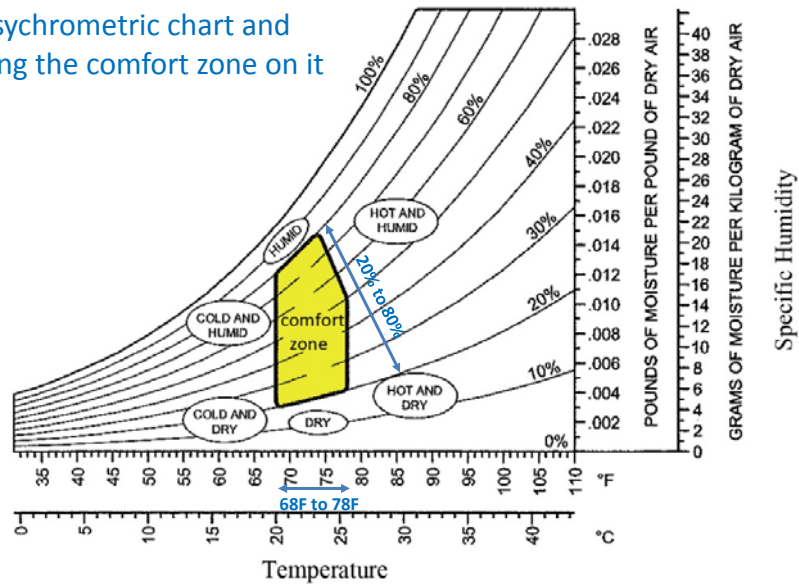
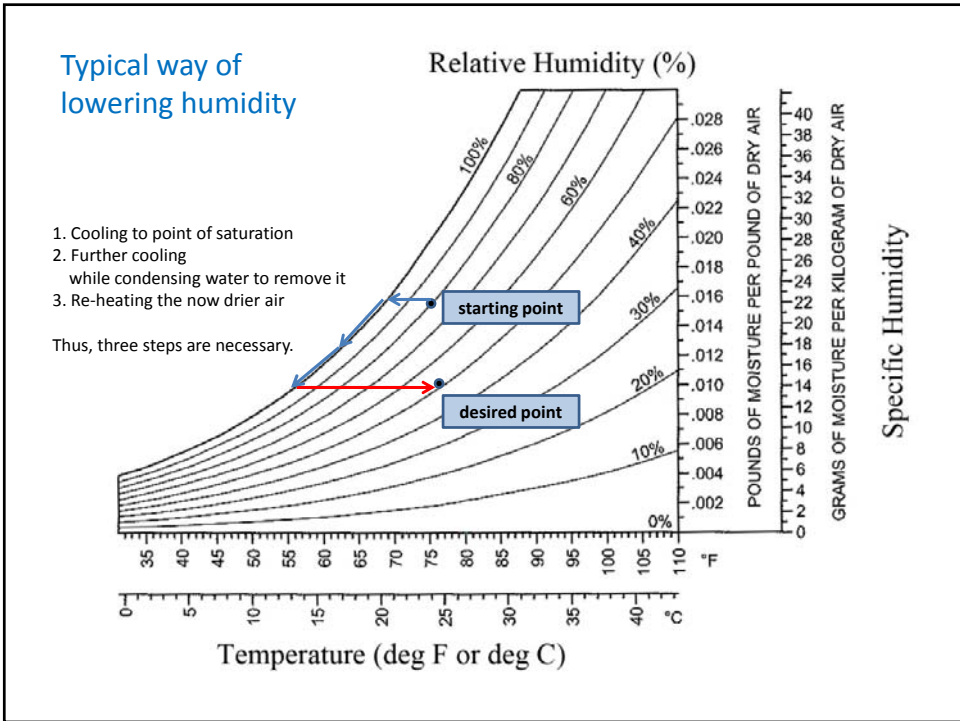
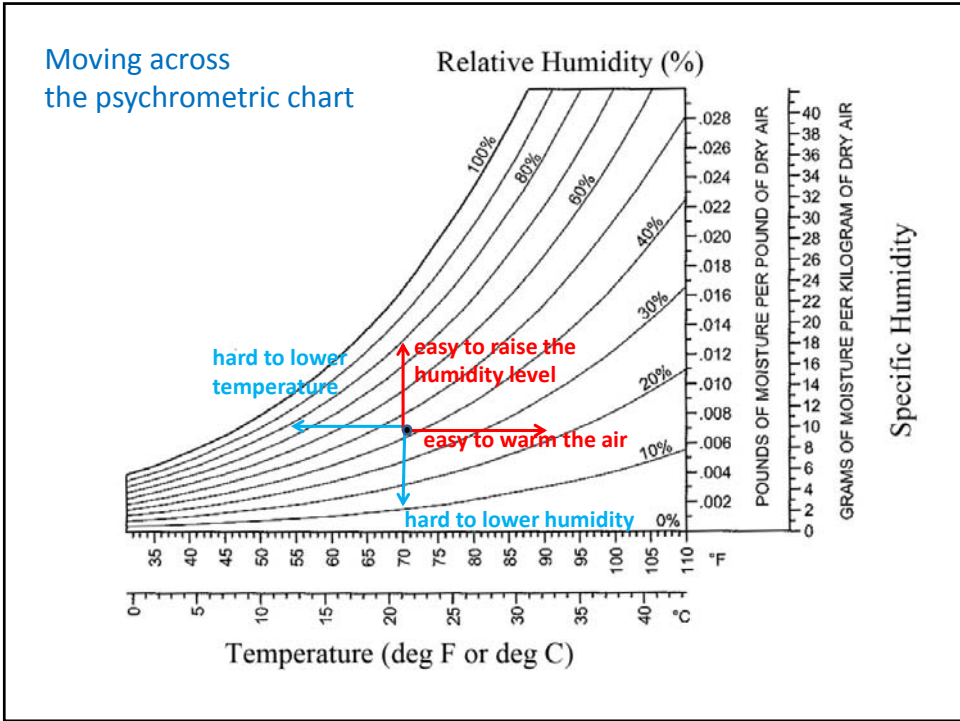
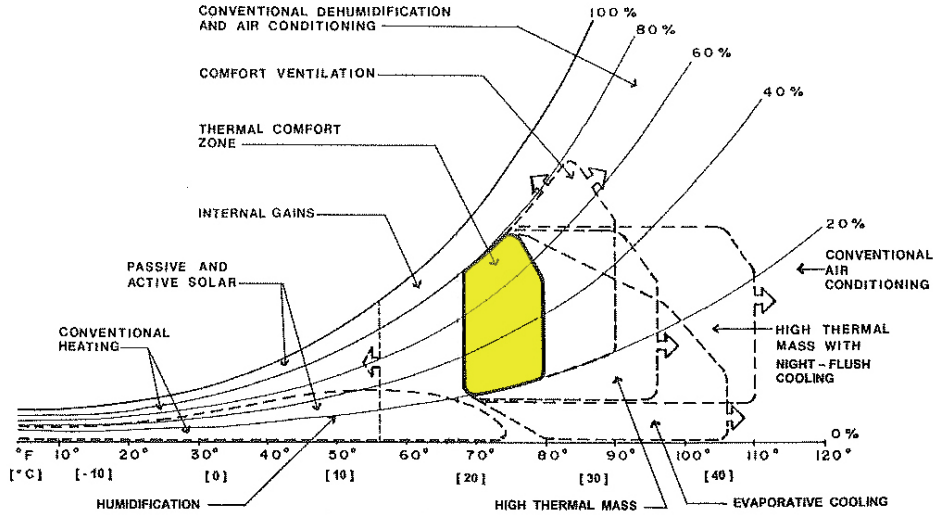


Figure 4.8a The comfort zone and various types of discomfort outside that zone are shown on this psychrometric chart.



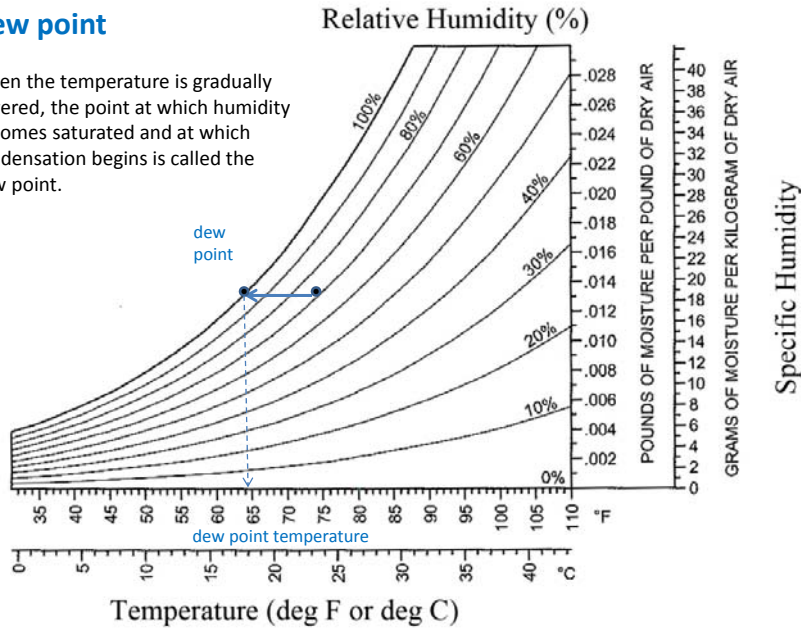
Various technologies to bring indoor air conditions into the comfort zone



(From Psychrometric-Bioclimate Chart, copyright by Baruch Givoni and Murray Milne.)

Dew point

When the temperature is gradually lowered, the point at which humidity becomes saturated and at which condensation begins is called the dew point.



Reaching dew point inside of a wall: Danger of condensation within the wall!

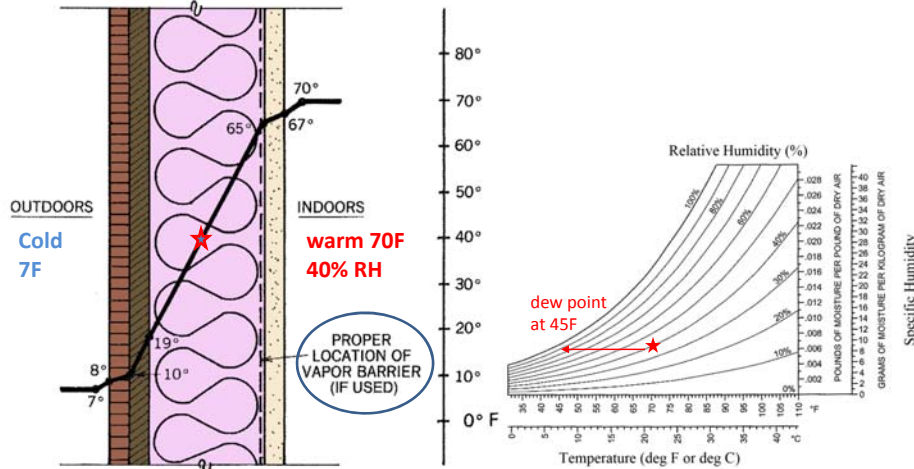


Figure 15.14c The graph of the thermal gradient, which is superimposed on a wall detail, clearly shows the temperature at each layer inside the construction. The dew-point temperature of the air determines if and where in the wall condensation will occur. Vapor barriers are recommended only in very cold climates.

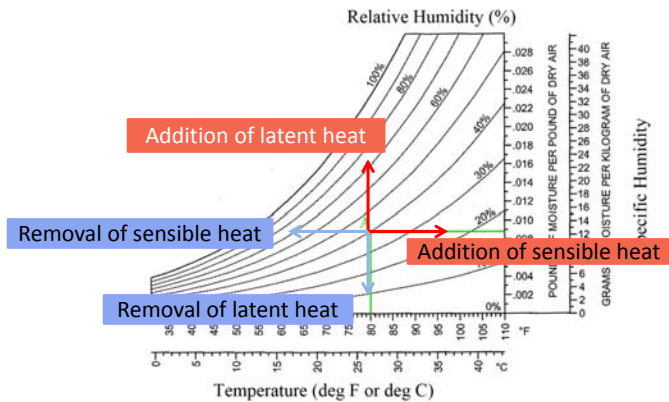
Energy Considerations

It takes energy to change the temperature of the air:

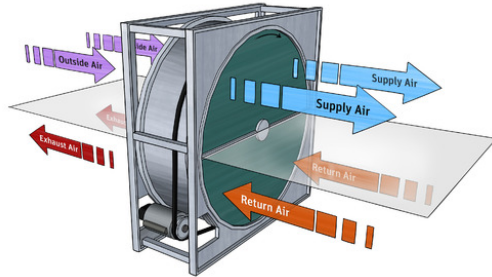
- Input for heating
 - Removal for cooling.
- } called **sensible heat**

Likewise, it takes energy to vary the humidity of the air:

- Input to vaporize liquid water into vapor
 - Removal to condense vapor into liquid.
- } called **latent heat**



The enthalpy wheel



The slowly turning wheel absorbs and rejects heat. It is also covered by a desiccant that absorbs and rejects humidity.

In the case of indoor heating, the exhausting air is warmer and more humid than the outside air. The lower part of the wheel absorbs both heat and humidity. When this half of the wheel has rotated to become the upper part, it imparts its heat and humidity to the cold and dry air entering from the outside. The net effect: The air has been changed, but about 85% of its heat and humidity has been recycled.

