

The Center for Distance Education Research

Access  Engagement  Success

Highlights of Distance Education at Degree-Granting Institutions Fall 2015







DISTANCE EDUCATION STUDENT ENROLLMENTS



6,024,191

Students enrolled in at least one distance education course



68% attended Publics	18% attended Private, Not-For-Profits	14% attended Private, For-Profits
 37% Public 4-Year  30% Public 2-Year	 18% Private NP 4-Year  <1% Private NP 2-Year	 14% Private FP 4-Year  <1% Private FP 2-Year



77% sought an undergraduate degree or certificate

17% sought a graduate degree




6% sought a non-degree or certificate

EXCLUSIVELY DISTANCE EDUCATION




2,904,111

Students enrolled exclusively in distance education


50% attended Publics	24% attended Private, Not-For-Profits	26% attended Private, For-Profits
 <p>65% sought an undergraduate degree or certificate 27% sought a graduate degree 8% sought a non-degree or certificate</p>		


WHO ENROLLS IN ONLINE COURSES?

Fifty-three institutions in fall 2015 had 100 percent of their enrollments offered exclusively in distance education courses. This section reflects those 422,676 student enrollments, which comprised 14.5 percent of all exclusively distance education enrollments.

6% attended Publics	30% attended Private, Not-For-Profits	64% attended Private, For-Profits
<p>30% Full-Time Undergraduate</p> <p>18% Part-Time Graduate  34% Part-Time Undergraduate</p> <p>18% Full-Time Graduate</p>		


60% were female
40% were male


 1% were American Indian
 23% were Black
 1% were Native Hawaiian
 3% were Asian
 8% were Hispanic
 52% were White


 6% were 22-24 years old
 18% were 25-29 years old
 19% were 30-34 years old
 16% were 35-39 years old
 24% were 40-49 years old
 12% were 50-64 years old

References:

- Center for Distance Education Research. (2017). *Higher Education Student Demographics*.
- Center for Distance Education Research. (2017). *Higher Education Enrollment Report: An Analysis of the National Center for Education Statistics Data for Fall 2015*.
- Center for Distance Education Research. (2017). *Who Enrolls in Online Courses_2015IPEDS*.
- U.S. Department of Education. Institute of Education Sciences, National Center for Education Statistics. Institutional Characteristics file (HD2015) and the Fall Enrollment file (EF2015A_DIST)