

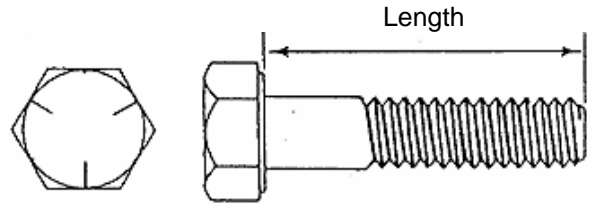


CLICK ON BOOKMARKS FOR INDEX OF THIS SECTION

HEX HEAD CAP SCREWS

GRADE 5

- Duraplate finish protects against rust and corrosion.
- 1038 Steel - double heat treated.
- Headmarked for complete traceability.



1/4" DIAMETER			
USS	SAE	LENGTH	QTY
6006	6506	1/2	100
6008	6508	5/8	100
6010	6510	3/4	100
6012	6512	1	100
6014	6514	1-1/4	100
6016	6516	1-1/2	100
6018	6518	1-3/4	100
6020	6520	2	100
6022	6522	2-1/4	100
6024	6524	2-1/2	100
6026	6526	2-3/4	100
6028	6528	3	100
6030	6530	3-1/4	100
6032	6532	3-1/2	100
6036	6536	4	100
6038		4-1/2	100
6040		5	100
6042		5-1/2	100
6044		6	100

3/8" DIAMETER			
USS	SAE	LENGTH	QTY
6106	6606	1/2	100
6108	6608	5/8	100
6110	6610	3/4	100
6112	6612	1	100
6114	6614	1-1/4	100
6116	6616	1-1/2	100
6118	6618	1-3/4	100
6120	6620	2	100
6122	6622	2-1/4	50
6124	6624	2-1/2	50
6126	6626	2-3/4	50
6128	6628	3	50
6130	6630	3-1/4	50
6132	6632	3-1/2	50
6136	6636	4	50
6138	6638	4-1/2	50
6140	6640	5	50
6142	6642	5-1/2	50
6144	6644	6	50

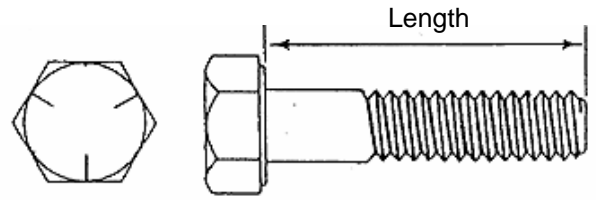
5/16" DIAMETER			
USS	SAE	LENGTH	QTY
6056	6556	1/2	100
6058	6558	5/8	100
6060	6560	3/4	100
6062	6562	1	100
6064	6564	1-1/4	100
6066	6566	1-1/2	100
6068	6568	1-3/4	100
6070	6570	2	100
6072	6572	2-1/4	100
6074	6574	2-1/2	100
6076	6576	2-3/4	100
6078	6578	3	100
6080	6580	3-1/4	50
6082	6582	3-1/2	50
6086	6586	4	50
6088	6588	4-1/2	50
6090	6590	5	50
6092	6592	5-1/2	50
6094	6594	6	50

7/16" DIAMETER			
USS	SAE	LENGTH	QTY
6160	6660	3/4	100
6162	6662	1	100
6164	6664	1-1/4	50
6166	6666	1-1/2	50
6168	6668	1-3/4	50
6170	6670	2	50
6172	6672	2-1/4	50
6174	6674	2-1/2	50
6176	6676	2-3/4	50
6178	6678	3	50
6180		3-1/4	25
6182	6682	3-1/2	25
6186	6686	4	25
6188	6688	4-1/2	25
6190	6690	5	25
6192	6692	5-1/2	25
6194	6694	6	25

HEX HEAD CAP SCREWS

GRADE 5

- Duraplate finish protects against rust and corrosion.
- 1038 Steel - double heat treated.
- Headmarked for complete traceability.



1/2" DIAMETER			
USS	SAE	LENGTH	QTY
6210	6710	3/4	50
6212	6712	1	50
6214	6714	1-1/4	50
6216	6716	1-1/2	50
6218	6718	1-3/4	50
6220	6720	2	50
6222	6722	2-1/4	50
6224	6724	2-1/2	50
6226	6726	2-3/4	50
6228	6728	3	50
6230	6730	3-1/4	25
6232	6732	3-1/2	25
6236	6736	4	25
6238	6738	4-1/2	25
6240	6740	5	25
6242	6742	5-1/2	25
6244	6744	6	25
6246 *	6746 *	6-1/2	25
6248 *		7	25
6252 *		8	25

5/8" DIAMETER			
USS	SAE	LENGTH	QTY
6312	6812	1	25
6314	6814	1-1/4	25
6316	6816	1-1/2	25
6318	6818	1-3/4	25
6320	6820	2	25
6322	6822	2-1/4	25
6324	6824	2-1/2	25
6326	6826	2-3/4	25
6328	6828	3	25
6330	6830	3-1/4	25
6332	6832	3-1/2	25
6336	6836	4	25
6338	6838	4-1/2	25
6340	6840	5	25
6342	6842	5-1/2	25
6344	6844	6	25
6346 *		6-1/2	25
6348 *		7	25
6352 *		8	25

9/16" DIAMETER			
USS	SAE	LENGTH	QTY
6262		1	25
6264	6764	1-1/4	25
6266	6766	1-1/2	25
6268	6768	1-3/4	25
6270	6770	2	25
6272	6772	2-1/4	25
6274	6774	2-1/2	25
6276	6776	2-3/4	25
6278	6778	3	25
6282	6782	3-1/2	25
6286	6786	4	25
6288	6788	4-1/2	25
6290		5	25

3/4" DIAMETER			
USS	SAE	LENGTH	QTY
6362	6862	1	20
6364	6864	1-1/4	20
6366	6866	1-1/2	20
6368	6868	1-3/4	20
6370	6870	2	20
6372	6872	2-1/4	20
6374	6874	2-1/2	20
6376	6876	2-3/4	20
6378	6878	3	20
6380		3-1/4	20
6382	6882	3-1/2	20
6386	6886	4	20
6388	6888	4-1/2	20
6390	6890	5	20
6392	6892	5-1/2	20
6394	6894	6	20
6396 *	6896 *	6-1/2	20
6398 *		7	20
6402 *		8	20

* PLAIN FINISH

11-11-93

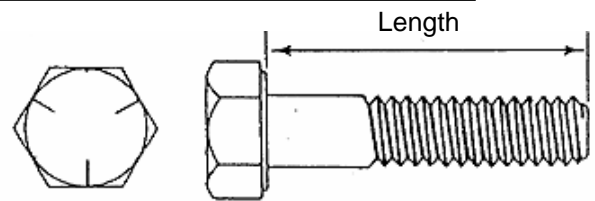
PAGE 6



HEX HEAD CAP SCREWS

GRADE 5

- Duraplate finish protects against rust and corrosion.
- 1038 Steel - double heat treated.
- Headmarked for complete traceability.



7/8" DIAMETER			
USS	SAE	LENGTH	QTY
6416		1-1/2	15
6418		1-3/4	15
6420	6920	2	15
6422		2-1/4	15
6424	6924	2-1/2	15
6426	6926	2-3/4	15
6428	6928	3	15
6430		3-1/4	15
6432	6932	3-1/2	15
6436	6936	4	15
6438	6938	4-1/2	15
6440	6940	5	15
6442	6942	5-1/2	15
6444	6944	6	15

1-1/8" DIAMETER			
USS	SAE	LENGTH	QTY
38179 *		2	5
38180 *		2-1/2	5
38181 *		3	5
38182 *		3-1/2	5
38183 *		4	5
38184 *		4-1/2	5
38185 *		5	5
38186 *		5-1/2	5
38187 *		6	5

1" DIAMETER			
USS	SAE	LENGTH	QTY
6466		1-1/2	10
6468		1-3/4	10
6470	6970	2	10
	6972	2-1/4	10
6474	6974	2-1/2	10
	6976	2-3/4	10
6478	6978	3	10
6482	6982	3-1/2	10
6486	6986	4	10
6488	6988	4-1/2	10
6490	6990	5	10
6492	6992	5-1/2	10
6494	6994	6	10
6498 *		7	10
6500 *		8	10

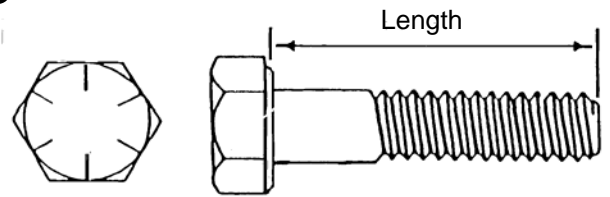
1-1/4" DIAMETER			
USS	SAE	LENGTH	QTY
38192 *		2	5
38193 *		2-1/2	5
38194 *		3	5
38195 *		3-1/2	5
38196 *		4	5
38197 *		4-1/2	5
38198 *		5	5
38199 *		5-1/2	5
38200 *		6	5

* PLAIN FINISH

HEX HEAD CAP SCREWS

GRADE 8

- Yellow zinc finish protects against rust and corrosion.
- Alloy steel - quenched and tempered.
- Headmarked for complete traceability.



1/4" DIAMETER			
USS	SAE	LENGTH	QTY
7008	7506	1/2	100
7009		5/8	100
7010	7510	3/4	100
7012	7512	1	100
7014	7514	1-1/4	100
7016	7516	1-1/2	100
7018	* 7518	1-3/4	100
7020	7520	2	100
* 7022	* 7522	2-1/4	100
7024	7524	2-1/2	100
* 7026		2-3/4	100
7028	7528	3	100
* 7030		3-1/4	100
* 7032		3-1/2	100
* 7036	* 7536	4	100
* 7038		4-1/2	100
* 7040		5	100
* 7042		5-1/2	100
* 7044		6	100

3/8" DIAMETER			
USS	SAE	LENGTH	QTY
* 7108		1/2	100
7110	7610	3/4	100
7112	7612	1	100
7114	7614	1-1/4	100
7116	7616	1-1/2	100
7118	7618	1-3/4	100
7120	7620	2	100
7122	* 7622	2-1/4	50
7124	7624	2-1/2	50
* 7126	* 7626	2-3/4	50
7128	7628	3	50
* 7130	* 7630	3-1/4	50
7132	7632	3-1/2	50
* 7134	* 7634	3-3/4	50
7136	7636	4	50
* 7138	* 7638	4-1/2	50
7140	* 7640	5	50
* 7142	* 7642	5-1/2	50
* 7144	* 7644	6	50
* 7146		6-1/2	50
* 7148		7	50
* 7150		7-1/2	50
* 7152		8	50

5/16" DIAMETER			
USS	SAE	LENGTH	QTY
7058	7556	1/2	100
7060	7560	3/4	100
* 7061		7/8	100
7062	7562	1	100
7064	7564	1-1/4	100
7066	7566	1-1/2	100
7068	* 7568	1-3/4	100
7070	7570	2	100
* 7072	* 7572	2-1/4	100
7074	7574	2-1/2	100
* 7076	* 7576	2-3/4	100
7078	7578	3	100
* 7080		3-1/4	50
7082	* 7582	3-1/2	50
* 7084		3-3/4	50
7086	* 7586	4	50
* 7088		4-1/2	50
* 7090	* 7590	5	50
* 7092		5-1/2	50
* 7094		6	50

* NUMBERS WITH A * ARE NOT NECESSARILY STOCKED IN LARGE QUANTITIES.

LENGTHS EQUAL OR BELOW 6" (WITH *) ARE USUALLY IN STOCK (PLATED)

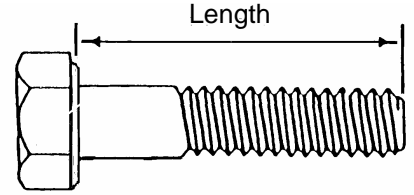
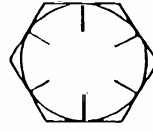
LENGTHS ABOVE 6" ARE USUALLY IN STOCK (PLAIN)



HEX HEAD CAP SCREWS

GRADE 8

- Yellow zinc finish protects against rust and corrosion.
- Alloy steel - quenched and tempered.
- Headmarked for complete traceability.



7/16" DIAMETER			
USS	SAE	LENGTH	QTY
* 7160	* 7660	3/4	100
7162	7662	1	100
7164	7664	1-1/4	50
7166	7666	1-1/2	50
7168	7668	1-3/4	50
7170	7670	2	50
* 7172	* 7672	2-1/4	50
7174	7674	2-1/2	50
* 7176	* 7676	2-3/4	50
7178	7678	3	50
* 7180	* 7680	3-1/4	25
7182	7682	3-1/2	25
* 7184	* 7684	3-3/4	25
7186	7686	4	25
* 7188	* 7688	4-1/2	25
* 7190	* 7690	5	25
* 7192	* 7692	5-1/2	25
* 7194	* 7694	6	25
* 7196		6-1/2	25
* 7198		7	25
* 7202		8	25

1/2" DIAMETER			
USS	SAE	LENGTH	QTY
* 7210	* 7710	3/4	50
7212	7712	1	50
7214	7714	1-1/4	50
7216	7716	1-1/2	50
7218	7718	1-3/4	50
7220	7720	2	50
7222	* 7722	2-1/4	50
7224	7724	2-1/2	50
* 7226	* 7726	2-3/4	50
7228	7728	3	50
* 7230		3-1/4	25
7232	7732	3-1/2	25
* 7234	* 7734	3-3/4	25
7236	7736	4	25
7238	* 7738	4-1/2	25
7240	7740	5	25
7242	* 7742	5-1/2	25
7244	7744	6	25
* 7246	* 7746	6-1/2	25
* 7248	* 7748	7	25
* 7250		7-1/2	25
* 7252	* 7752	8	25
* 7254		9	25
* 7255		9-1/2	25
* 7256		10	25
* 7260		13	25

9/16" DIAMETER			
USS	SAE	LENGTH	QTY
* 7262	* 7762	1	25
* 7264	* 7764	1-1/4	25
7266	7766	1-1/2	25
* 7268	* 7768	1-3/4	25
7270	7770	2	25
* 7272	* 7772	2-1/4	25
7274	7774	2-1/2	25
* 7276		2-3/4	25
7278	7778	3	25
* 7280		3-1/4	25
7282	* 7782	3-1/2	25
	* 7784	3-3/4	25
7286	* 7786	4	25
7288	* 7788	4-1/2	25
7290	* 7790	5	25
* 7292	* 7792	5-1/2	25
* 7294	* 7794	6	25
* 7296		6-1/2	25
* 7298		7	25
* 7300		7-1/2	25

* NUMBERS WITH A * ARE NOT NECESSARILY STOCKED IN LARGE QUANTITIES

LENGTHS EQUAL OR BELOW 6" (WITH *) ARE USUALLY IN STOCK (PLATED)

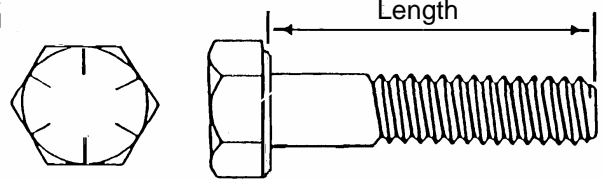
LENGTHS ABOVE 6" ARE USUALLY IN STOCK (PLAIN)



HEX HEAD CAP SCREWS

GRADE 8

- Yellow zinc finish protects against rust and corrosion.
- Alloy steel - quenched and tempered.
- Headmarked for complete traceability.



5/8" DIAMETER			
USS	SAE	LENGTH	QTY
* 7312	* 7812	1	25
7314	7814	1-1/4	25
7316	7816	1-1/2	25
7318	7818	1-3/4	25
7320	7820	2	25
7322	7822	2-1/4	25
7324	7824	2-1/2	25
* 7326	* 7826	2-3/4	25
7328	7828	3	25
* 7330	* 7830	3-1/4	25
7332	7832	3-1/2	25
* 7334		3-3/4	25
7336	7836	4	25
7338	7838	4-1/2	25
7340	7840	5	25
7342	7842	5-1/2	25
7344	7844	6	25
* 7346	* 7846	6-1/2	25
* 7348	* 7848	7	25
* 7350	* 7850	7-1/2	25
* 7352	* 7852	8	25
* 7354	* 7854	9	25
* 7356	* 7856	10	25
* 7358		11	25
* 7360		12	25

3/4" DIAMETER			
USS	SAE	LENGTH	QTY
* 7362	* 7862	1	20
* 7364	* 7864	1-1/4	20
7366	7866	1-1/2	20
7368	* 7868	1-3/4	20
7370	7870	2	20
7372	* 7872	2-1/4	20
7374	7874	2-1/2	20
* 7376	* 7876	2-3/4	20
7378	7878	3	20
* 7380	* 7880	3-1/4	20
7382	7882	3-1/2	20
* 7384		3-3/4	20
7386	7886	4	20
7387		4-1/4	20
7388	7888	4-1/2	20
7390	7890	5	20
7392	7892	5-1/2	20
7394	7894	6	20
* 7396	* 7896	6-1/2	20
* 7398	* 7898	7	20
* 7400	* 7900	7-1/2	20
* 7402	* 7902	8	20
* 7404	* 7904	9	20
* 7406	* 7906	10	20
* 7408	* 7908	11	20
* 7410		12	20

* NUMBERS WITH A * ARE NOT NECESSARILY STOCKED IN LARGE QUANTITIES

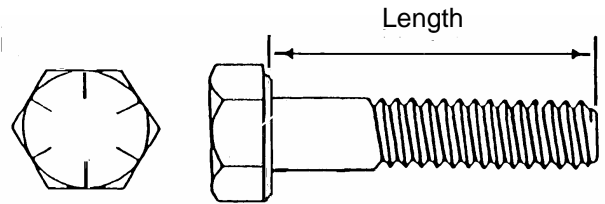
LENGTHS EQUAL OR BELOW 6"
(WITH *) ARE USUALLY IN STOCK (PLATED)

SIZE 4-1/4" & LENGTHS ABOVE 6"
ARE USUALLY IN STOCK (PLAIN)

HEX HEAD CAP SCREWS

GRADE 8

- Yellow zinc finish protects against rust and corrosion.
- Alloy steel - quenched and tempered.
- Headmarked for complete traceability.



7/8" DIAMETER			
USS	SAE	LENGTH	QTY
* 7416	* 7916	1-1/2	15
* 7420	* 7920	2	15
* 7422	* 7922	2-1/4	15
7424	* 7924	2-1/2	15
* 7426	* 7926	2-3/4	15
7428	7928	3	15
* 7430	* 7930	3-1/4	15
7432	* 7932	3-1/2	15
	* 7934	3-3/4	15
7436	7936	4	15
* 7438	* 7938	4-1/2	15
* 7440	7940	5	15
* 7442	* 7942	5-1/2	15
* 7444	7944	6	15
* 7446	* 7946	6-1/2	15
* 7448	* 7948	7	15
* 7450	* 7950	7-1/2	15
* 7452	* 7952	8	15
* 7454		9	15
* 7456		10	15
* 7458		11	15
* 7460		12	15

1" DIAMETER			
USS	SAE	LENGTH	QTY
	* 7966	1-1/2	10
7470	7970	2	10
* 7472		2-1/4	10
7474	* 7974	2-1/2	10
7476		2-3/4	10
7478	7978	3	10
7482	* 7982	3-1/2	10
7486	7986	4	10
7488	* 7988	4-1/2	10
7490	7990	5	10
7492	* 7992	5-1/2	10
7494	7994	6	10
* 7496	* 7996	6-1/2	10
* 7498	* 7998	7	10
* 7500		7-1/2	10
* 7502	* 8002	8	10
	* 8003	8-1/2	10
* 8504	* 8004	9	10
* 8506	* 8006	10	10
* 8508	* 8008	11	10
* 8510		12	10
* 8512		13	10

* NUMBERS WITH A * ARE NOT NECESSARILY STOCKED IN LARGE QUANTITIES

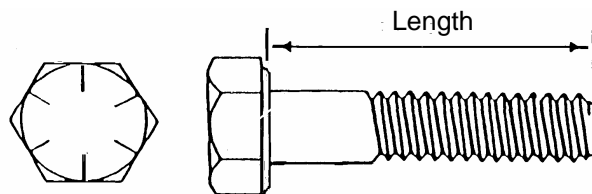
LENGTHS EQUAL OR BELOW 6" (WITH *) ARE USUALLY IN STOCK (PLATED)

LENGTHS ABOVE 6" ARE USUALLY IN STOCK (PLAIN)

HEX HEAD CAP SCREWS

GRADE 8

- Alloy steel - quenched and tempered.
- Headmarked for complete traceability.



1-1/8" DIAMETER			
USS	SAE	LENGTH	QTY
* 8514		2	10
* 8518	* 8018	3	10
	* 8020	3-1/2	10
	* 8022	4	10
* 8524	* 8024	4-1/2	10
* 8526	* 8026	5	10
* 8528		5-1/2	10
* 8530	* 8030	6	10
* 8534	* 8034	7	10
* 8538		8	10

1-1/4" DIAMETER			
USS	SAE	LENGTH	QTY
* 8548		2-1/2	5
* 8550	* 8050	3	5
* 8552		3-1/2	5
* 8554		4	5
* 8556		4-1/2	5
* 8558	* 8058	5	5
* 8560		5-1/2	5
* 8562		6	5
* 8564		6-1/2	5
* 8566	* 8066	7	5
* 8570	* 8070	8	5
* 8572		9	5
* 8573		9-1/2	5
* 8574		10	5
* 8576		11	5
	* 8078	12	5

1-1/2" DIAMETER			
USS	SAE	LENGTH	QTY
* 8581		3	5
* 8582		3-1/2	5
* 8584	* 8084	4-1/2	5
* 8585		5	5
* 8586		5-1/2	5
* 8587		6	5
* 8588		6-1/2	5
* 8591	* 8091	8	5
* 8592		8-1/2	5

* NUMBERS WITH A * ARE NOT NECESSARILY STOCKED IN LARGE QUANTITIES

ALL CAP SCREWS ON THIS PAGE ARE USUALLY IN STOCK (PLAIN)

PLOW BOLTS

G-8 PLAIN #3 HEAD

- Heat treated to provide improved wear resistance and extend the life of the bolt.
- Used on many types of heavy construction equipment such as snowplows, road graders and scoop shovels.
- 3/8" and 1/2" are Flat head style.
- 5/8" and 3/4" are Dome head style.



3/8" DIAMETER		
J&B #	SIZE	QTY
44000	3/8-16 x 1-1/2	100

1/2" DIAMETER		
J&B #	SIZE	QTY
44010	1/2-13 x 2-1/2	50
44012	1/2-13 x 3	50

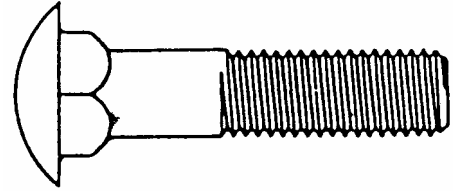
5/8" DIAMETER		
J&B #	SIZE	QTY
44020	5/8-11 x 2-1/2	25
44021	5/8-11 x 2-3/4	25
44022	5/8-11 x 3	25
44024	5/8-11 x 3-1/2	25
44026	5/8-11 x 4	25
44028	5/8-11 x 4-1/2	25

3/4" DIAMETER		
J&B #	SIZE	QTY
44040	3/4-10 x 2	25
44041	3/4-10 x 2-1/2	25
44042	3/4-10 x 2-3/4	25
44043	3/4-10 x 3	25

CARRIAGE SCREWS

PLATED

- Plated finish protects against rust and corrosion.
- Square, sharp neck prevents bolt from turning when nut is tightened.
- Precision rolled threads.



3/16" DIAMETER		
J&B #	LENGTH	QTY
8104	1	100
8106	1-1/2	100

5/16" DIAMETER		
J&B #	LENGTH	QTY
8124	3/4	100
8125	1	100
32245	1-1/4	100
8127	1-1/2	100
8128	2	100
8129	2-1/2	100
8130	3	100
8131	3-1/2	50
8132	4	50
8133	4-1/2	50
8134	5	50
8136	6	50

1/4" DIAMETER		
J&B #	LENGTH	QTY
32244	3/4	100
8110	1	100
*45670	1	100
8111	1-1/4	100
8112	1-1/2	100
8113	1-3/4	100
8114	2	100
8116	2-1/2	100
8117	3	100
8118	3-1/2	100
8119	4	100
8120	4-1/2	100
8121	5	100
8122	5-1/2	100
8123	6	100

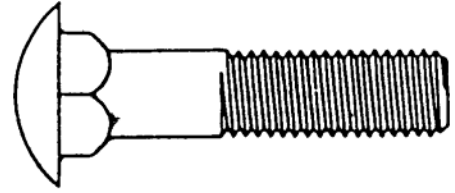
3/8" DIAMETER		
J&B #	LENGTH	QTY
32246	3/4	100
8140	1	100
8141	1-1/4	100
8142	1-1/2	100
*40995	1-1/2	100
8144	2	50
8145	2-1/2	50
8146	3	50
8147	3-1/2	50
8148	4	50
8149	4-1/2	50
8150	5	50
8152	6	50
8153	8	25
8154	10	25

* Grade 5

CARRIAGE SCREWS

PLATED

- Plated finish protects against rust and corrosion.
- Square, sharp neck prevents bolt from turning when nut is tightened.
- Precision rolled threads.



7/16" DIAMETER		
J&B #	LENGTH	QTY
8155	1-1/4	50
8156	1-1/2	50
8157	2	50
8158	2-1/2	50
8159	3	50
8160	3-1/2	50
8161	4	25

1/2" DIAMETER		
J&B #	LENGTH	QTY
8165	1	50
8176	1-1/4	50
8166	1-1/2	50
* 45691	1-1/2	50
8177	1-3/4	50
8167	2	50
* 45690	2	50
**45700	2	50
8168	2-1/2	50
8169	3	50
8170	3-1/2	25
8171	4	25
8172	4-1/2	25
8173	5	25
8174	5-1/2	25
8175	6	25
32247	7	25
45720	10	25

5/8" DIAMETER		
J&B #	LENGTH	QTY
8181	2	25
8182	3	25
8185	4	25
8187	5	25
8189	6	25
8191	7	25

3/4" DIAMETER		
J&B #	LENGTH	QTY
8193	2	20

* Grade 5

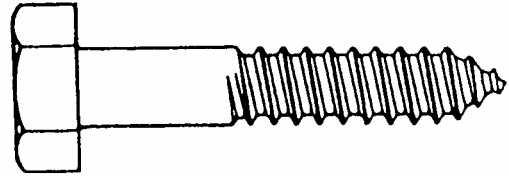
** Grade 8 Plain



LAG SCREWS

HEX HEAD

- Plated finish protects against rust and corrosion.
- Clean, well formed threads with wide pitch.
- Perfect hex heads accept any standard wrench.



1/4" DIAMETER		
J&B #	LENGTH	QTY
24191	1	100
24192	1-1/4	100
24193	1-1/2	100
38331	1-3/4	100
24194	2	100
24195	2-1/2	100
32249	3	100
32250	3-1/2	100

5/16" DIAMETER		
J&B #	LENGTH	QTY
24196	1	100
24197	1-1/2	100
24198	2	100
24199	2-1/2	100
24200	3	100
24201	3-1/2	50
24202	4	50
24203	4-1/2	50
32251	5	50

3/8" DIAMETER		
J&B #	LENGTH	QTY
24204	1	100
24205	1-1/2	100
24206	2	100
24207	2-1/2	50
24208	3	50
24209	3-1/2	50
24210	4	50
24211	4-1/2	50
24212	5	50
38330	5-1/2	50
24213	6	50

1/2" DIAMETER		
J&B #	LENGTH	QTY
24214	1-1/2	50
24215	2	50
24216	2-1/2	50
24217	3	50
24218	3-1/2	25
24219	4	25
24220	4-1/2	25
24221	5	25
24222	6	25

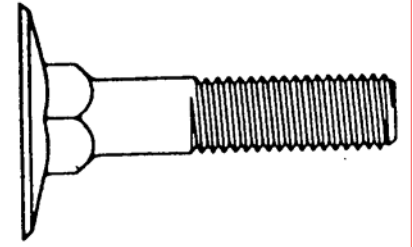
ELEVATOR & THUMB SCREWS

ELEVATOR SCREWS

Plated

- Trimmed heads eliminate head failures due to cracks.
- Large, flat, countersunk heads assure flush surfaces.
- Precision rolled coarse (UNC) threads.


J&B #	SIZE	QTY
32101	1/4 x 3/4	100
32102	1/4 x 1	100
32103	1/4 x 1-1/4	100
32104	1/4 x 1-1/2	100
32105	1/4 x 1-3/4	100
32106	1/4 x 2	100
32112	1/4 x 2-1/2	100
32107	5/16 x 1	50
38435	5/16 x 1-1/2	50
32114	5/16 x 2-1/2	50
40570	3/8 x 1-1/2	50
32115	3/8 x 2	50



THUMB SCREWS

USS

J&B #	SIZE	QTY
38439	1/4 x 3/4	100
32098	1/4 x 1	100
32099	5/16 x 3/4	100
32100	5/16 x 1	100
38440	3/8 x 2	50



EYE BOLTS

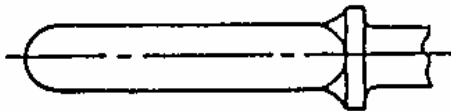
PLAIN PATTERN

- 1030 CARBON STEEL
- DROP FORGED
- HEAT TREATED
- Eyebolts are processed and tested to the required mechanical properties below. Tests are performed on randomly selected eyebolts from a given production run.
- Shanks threaded full to within 1/8" - 3/8" of eye.
- When load application is in direction of axis of shank, rated capacity figured with factor of 5 to 1.

J&B #	(A) THREAD DIAMETER	(B) SHANK LENGTH	(C) I. D. EYE	RATED CAPACITY IN LBS.	QTY
38436	1/4-20	1	3/4	440#	10
38437	5/16-18	1-1/8	7/8	720#	10
38353	3/8-16	1-1/4	1	1080#	10
38354	1/2-13	1-1/2	1-3/16	1960#	10
38355	5/8-11	1-3/4	1-3/8	3160#	5
38356	3/4-10	2	1-1/2	4600#	5

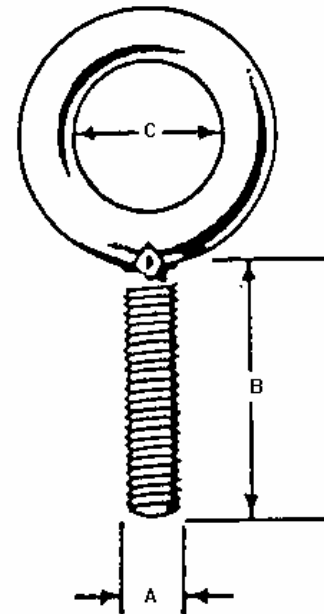
APPLICATION:

- (a) Do not use eyebolts on angular lifts unless absolutely necessary.



Plane of
the Eye

- (b) Loads should always be applied to eyebolts in the plane of the eye, not at some angle to this plane.
- (c) To obtain greatest strength from an eyebolt, it must fit tight in the hole into which it is screwed to prevent unscrewing due to twist of cable. Tightness and seating must be checked after initial load.
- (d) Eyebolts should never be painted or otherwise coated when used for lifting, as such coatings will very likely cover up flaws.
- (e) To attain the rated capacity listed for regular eyebolts, full thread engagement allowing 1/2 turn for alignment to the plane of the eye is necessary.



MECHANICAL PROPERTIES:

Grain Size	.5 or Finer
Tensile	65,000 PSI MIN
Yield	30,000 PSI MIN
Elongation	30% MIN
Reduction of Area	60% MIN
Rated Capacity	(See Chart for specific size & load)
Bend Test:	No visible surface ruptures in unthreaded section of eyebolt when bent to 45° with full thread engagement.

WARNING: Rated capacity is drastically reduced when loading at any angle. Loading must never be made at an angle greater than 45° from bolt centerline. At angle of 45° rated capacity is reduced to 1/4 of the tabulated value.



BENT EYE BOLTS

- Carbon steel; zinc plated.
- Furnished with hex nuts (unassembled).
- All sizes manufactured with rolled threads.



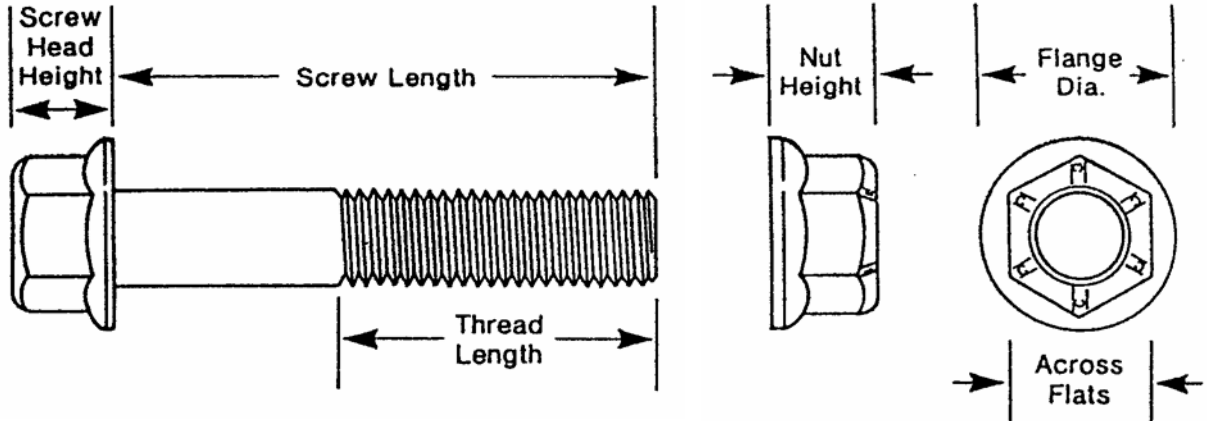
J&B #	THREAD DIA.	OVERALL LENGTH	SHANK LENGTH	THREAD LENGTH	I. D. EYE	QTY
41540	10-24	2-11/16	2	1	3/8	20
41543	1/4-20	2	1	7/8	9/16	20
41548	1/4-20	4	3	1-1/2	9/16	20
41553	5/16-18	4	2-5/8	2	3/4	10

* **Not recommended for lifting.**

HEX FLANGE CAP SCREWS

GRADE 8 (Phosphate & Oil Finish)

- Heavy truck, tractor and trailer fastening system that cuts assembly, maintenance and repair costs.
- The flange bolts and locknuts form a 150,000 p.s.i. tensile strength equivalent to 10.9 in metric.
- Fastening system reduces the need for costly hole preparations such as deburring & countersinking.



Product Dia.	Screw & Nut Flange Dia. In.	Screw & Nut Across Flats In.	Screw Head Height In.	Nut Height Inches	Min. Screw Thrd. Length In.
1/2 - 13	1.070/1.031	.750/.736	.510/.490	.555/.545	1 - 1/4
5/8 - 11	1.330/1.300	.937/.922	.620/.600	.690/.680	1 - 1/2

FLANGE BOLTS			
USS	SAE	SIZE	QTY
39104	41072	1/2 x 1-1/2	25
39106	41073	1/2 x 1-3/4	25
39108	41074	1/2 x 2	15
39110	41075	1/2 x 2-1/4	15
39112	41076	1/2 x 2-1/2	15
39113	41078	1/2 x 3	15

FLANGE BOLTS			
USS	SAE	SIZE	QTY
41018	41069	3/4 x 2	10
41019	41070	3/4 x 2-1/2	10
41020	41071	3/4 x 3	10

FLANGE BOLTS			
USS	SAE	SIZE	QTY
39114	41082	5/8 x 1-1/2	10
39116	41083	5/8 x 1-3/4	10
39118	41084	5/8 x 2	10
39120	41085	5/8 x 2-1/4	10
39122	41086	5/8 x 2-1/2	10
	41087	5/8 x 2-3/4	10
	41088	5/8 x 3	10
	41067	5/8 x 3-1/2	10
	41068	5/8 x 4	10

USS FLANGE NUTS		
J&B #	SIZE	QTY
39100	1/2-13	25
39102	5/8-11	25
39103	3/4-10	20

SAE FLANGE NUTS		
J&B #	SIZE	QTY
40008	1/2-20	25
40010	5/8-18	25
40011	3/4-16	20

BOLTS

SPRING CENTER BOLTS

Fillister Head

J&B #	SIZE	THREAD LENGTH	QTY
38860	5/16-24 x 5	4	25
38862	3/8-24 x 6	4-1/4	10
10735	7/16-20 x 12	9-1/2	10
10740	1/2-20 x 12	9-5/8	10



- Quick starting machined points.
- Extra length for universal application.