

COURTHOUSE QUILTERS NEWSLETTER

What's Inside this Issue

- 1 President Letter
- 2 Board & Chairs
November Birthdays
Sunshine & Shadows
Membership
- 3 Holiday Party
Hospitality
- 4 UFO Success
- 5 Quilts in the Mills 2016
- 6 Charity Quilting
- 7 Places to Go
- 8-9 Show & Tell

Upcoming Events

Nov. 8

- 1-4 Mosaics Class
with Rosie E
- 4:30 Board
Meeting
- 6:30 Slow Stitching with
Mark Lipinski



Dec. 13—6 pm

- 1-4 Holiday Sewing
- 4:00 Board Meeting
- 6:00 HOLIDAY PARTY!!!



President's Letter

All,

Who knew that being altruistic could be pure fun? This was the month when we concentrated on giving back. First by making lots of dresses that will grace African girls. Next, by the board voting to help the Good News Home, a rehab center in Hunterdon, secure a grant. And lastly by our UFO auction.

This was so much fun on all levels: a reduction of clutter (and guilt) in your sewing room; a chance to bid against your fellow members in order to score a prize; a new, exciting project, perhaps different from anything you own; or maybe a head start on a holiday present. As a bonus, the guild earned \$755.00 to be donated to SAFE in Hunterdon. Many people commented that this should be an annual event. Every month Ellen puts together a great program, but she surpassed herself this time.


Thanks to everyone who came, laughed, and donated. Start finishing those UFO's for a future auction.

Patty Gutz



CHQ Online

Check our website for the latest workshops and supply lists, meeting news, cancellations, forms, **inclement weather announcements**, and just general information about the guild.



www.courthousequilters.org

For a complete listing of the holdings in the guild library, go to www.librarything.com/catalog/CourthouseQuilters.

And don't forget to "friend" the guild on Facebook. Search for "Courthouse Quilters" and "like" us. We'll like you back!

In the future, please send your articles, photos and info to the new newsletter editor, **Andrea Cavallero**. Her contact information is on the guild roster.



Board and Committee Chairs

President
Patty Gertz

Circulation
Cathie Giambalvo

Licensing
Joanne Gardner

Raffle Quilt—Design & Creation
Babette Galinak
Susan Fellin

Vice President/Programs
Ellen Heath

Door Prizes
Joanne Gardner

Membership
Camille Quinton

Special Events
Jill Ferrari

Recording Secretary
Cass Garner

Historian
Claire Rohloff

Newsletter
Jan Hunold

Web Presence
Karen Davis

Corresponding Secretary
Sue Garcia

Hospitality
Claire Rohloff
Linda Allen

Photographer
Twila O’Connell

Contact info is on the guild roster.

Treasurer
Alice Sprenger

Librarian
Mary Schwarzenberger

Publicity
POSITION OPEN

Charity Quilting
Andrea Cavallero

Interim
Cathie Giambalvo



November Birthdays



Al A—Nov. 1
Janis B—Nov. 10
Carol E—Nov. 18
Wisty H—Nov. 2
Liz M—Nov. 7



Sunshine and Shadows

If you know of anyone in the guild who could use some cheering up, please contact Corresponding Secretary, Sue Garcia. She will send a card on behalf of the guild.

Membership—It’s Time to RENEW Your CHQ MEMBERSHIP for 2016!!

Renew now! Dues are \$35 for the calendar year. Bring your check to the November meeting, or mail it to me (check your roster for address). According to the bylaws, renewals must be received by the January 2016 meeting.

Next year is our biennial quilt show – to enter quilts you must be a member in good standing. According to our bylaws, your responsibilities as a member in good standing are:

- 1) dues paid in full for the calendar year;
- 2) donate 3 handmade items to the biennial quilt show boutique;
- 3) sell 20 quilt show quilt raffle tickets.

As you plan for the October show, please keep these in mind.

Please give a warm CHQ welcome to our newest member, Nicole Wall. Nicole attended the auction, as a guest, and came with a donation to the sale! The auction was a blast, and she decided to join our group. Nicole likes to create traditional and art quilts and is interested in designing quilts with CAD software. With the level of creative individuals in the guild, I know she will find a wealth of knowledge and friendship here.

You all received the September roster. As always, if you have any changes/corrections to it, please contact me. Enjoy this wonderful season! Nature ablaze, at its creative best — my favorite time of year!

Camille Quinton





Holiday Party!!!!



Our fun-filled holiday party will be on Sunday, Dec. 13 starting at 6 pm. **(NOTE TIME CHANGE TO 6 PM!!!)**

It's the only time we get to enjoy each other's culinary treats and have a potluck dinner together. If you want to participate in our gift exchange, please bring a wrapped gift item (value \$10-\$15). Or bring something homemade — there's still time to get those creative juices flowing! Or you can finish your newly-purchased UFO to give!!

Here's the breakdown of who brings what:

A through G — main dish

H through M—soup/salad

N through R—appetizer

S through Z—dessert



YOU MUST BRING A GIFT TO GET A GIFT AND IF YOU BRING A GIFT, YOU NEED TO STAY TO GET A GIFT!!!!

Hospitality

Thanks to everyone who brought refreshments to the October meeting: Marla K; Cass G; Jill F; and Alice M.

For November, think turkey!!



***Editor's Thought
for the Day***

People who start projects and never finish them are cooler than people who never start projects.

I think this makes me the coolest person on earth!!!

UFO SUCCESS!

Thanks to the many, many people who made our first UFO auction such a success! We raised \$755.50 to donate to SAFE in Hunterdon, an organization that helps women and children dealing with domestic violence. First, there are all of our members who brought glorious UFOs to be auctioned. One person's trash truly was another's treasure. Then there are all of the generous bidders who opened their hearts and checkbooks and returned home to wonder, "Why did I want this??" Thanks to Andrea, Jan, Joanne, and Karen for alert tallying. Thanks to Jill, our very own Vanna with added smarts and humor. And special thanks to Betty, for providing the infamous gavel.

General opinion seems to be that we should have a UFO auction again in two years at the October meeting between our shows. I know for sure that I will have some awful thing to donate by then.

Ellen Heath





Quilts in the Mills 2016



Keynote Speaker

Quilts in the Mill now has a keynote speaker. Barbara Persing of 4th & 6th Designs has agreed to be the 2016 keynote speaker for our upcoming show. She and her sister, Mary Hoover, have done two all-day workshops at our guild that were well attended and loved. Barbara is now one of the nationally known quilters who have donated their time to our show.

In addition to designing quilts, patterns and books for 4th and 6th Designs with her sister Mary, Barbara is also an award-winning long-arm quilter. Her long-arm skills have won national competitions and she is a regular instructor at MQX (the long- arm quilt show.). In their most recent venture, Barbara and Mary are now designing fabrics for Island Batiks. Their latest quilt is "In Full Bloom" and is being featured as a block-of-the-month at many quilt shops across the country.

For more information on Barbara visit her web sites: <http://barbarapersing.com> or <http://4and6designs.com>

We are very lucky and excited to have been able to book her for our show.

Show Committees

We are slowly starting to fill our show committee chairs. They are as follows:

Volunteers: Mary Rigby and Joan Lasota are returning;

Hanging Committee: Barbara Slaton and MaryAnn Hampton;

Vendors: Denise Lager;

Mini Quilt Raffle: Jill Ferrari;

Boutique: Ellen Heath and Sue Garcia;

Program: HelleMay Cheney;

Quilt tags: Ruth Gronsky;

Demos: Jan Hunold

Open Committee Chairs

Ribbons, Signs and Banners

Publicity

Decorations

Preview Party

Story Boards (posters)

Library display



If you are considering chairing a committee please contact me for more information. If you would like to work on a specific committee please contact that committee's chair.

Stephanie Greenberg, Chair



Charity Quilting

A great big THANK YOU to all who attended our charity sew on October 11th AND to all those wonderful gals who brought in dresses to our meeting in the evening! We have 30 dresses ready to go with more coming in at our next meeting in November! If you need instructions, they are on our website.

This month, at the request of one of our members, we donated a quilt to a gentleman in his late 60's with very precarious health. He has no family and we are hoping this gift will make his winter easier and show him that someone does care.

Charity activities will start up again after the holidays and our next charity sew will be in April. In the meantime, if you do have a few minutes, don't forget our ongoing need for pillowcases for Family Promise and ditty bags for the Seaman's Church. Ditty bag instructions are also on our website.

We have a few ideas for our charity sew in April but we are always looking for more. As a member of the guild, if there is some charity close to your heart that we might help, please let me know.

Once again, thank you all for your support – you are terrific!

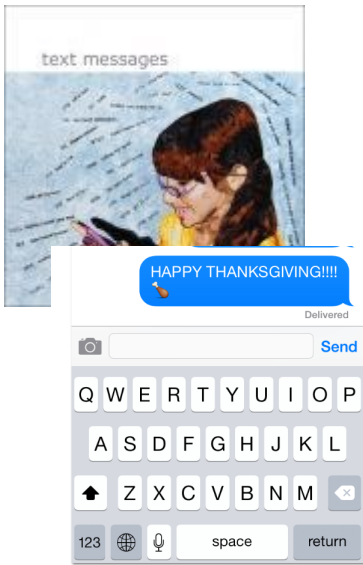
Andrea and Jude



Places to Go, Things to Do, People to Meet!

Free demo on transferring images, Printmaking Center of NJ, 440 Branch Road, Branchburg, NJ, Wednesday, Oct. 28, 12-2

Artists have long included photographic imagery in their art through a variety of techniques. This demonstration will show how to use an inexpensive home inkjet printer and transfer film to include images in your printmaking process. You will be shown the easy and fun technique for transferring images directly to Arches 88 using Purell® hand sanitizer. This method is used prior to inking your paper. But now, with new materials ... Supersauce®, Wondersauce® and inkAID Trans-feriez®, you can also transfer images onto previously printed paper (with Akua ink). Please email us to RSVP! studio@printnj.org



Text Messages at Morris Museum Morris Museum in Morristown, December 5, 2015 - March 20, 2016, 6 Normandy Heights Road, Morristown, NJ Tuesday through Saturday, 11:00am to 5:00pm, Sunday, 12:00pm to 5:00pm

Text messages have fast become one of the most popular methods of communication. For this exhibition, artists had free rein to explore the many facets of what ‘text messages’ means -- from the obvious connection to modern technology to works comprised solely of actual or implied writing. A Studio Arts Quilt Associates exhibition.

For more info, go to: www.saga.com or www.morrismuseum.org.



HAPPY THANKSGIVING!!

This is my last newsletter issue for Courthouse Quilters. I’ve been the editor for the past four years and have enjoyed working on the newsletter so much, but it is time for me to move on. I will taking over a newsletter for another organization with state-wide distribution and I’m looking forward to the challenge very much.

Welcome to Andrea Cavallero, the new editor! Best wishes to her in her new endeavor with the guild. Thanks for stepping up to take over!



Joanne G is our bag lady. She made this little zip bag and a larger tote. The tote's front panel is the piece she made in the Nemesh workshop. →



← The little quilt is from a class she took at an Oaks show.



Show and Tell

Alice S made this tree skirt from Judy Niemeyer for her daughter in Texas. ↓



Patty G's sister made this quilt top and Patty quilted it. →



← Carol E dyed this fabric and it looks like a sunburst. (l-r) Rosie E, Carol E and Janet B made these amazing self portraits. ↓





Al A made a panel wall quilt for his niece's new house as a Christmas gift. →

← He also made a small quilt from a land and sea Alaskan cruise. The pattern is "Three Sheets to the Wind" by Barbara Lavalley, who is the author of several popular children's book including Mama, Do You Love Me?



Marla K made this Yellow Brick Road quilt for her son who's away at college and a volleyball player. ←



Mary S's art quilt is titled "WTF?!" It is an amazing and very personal quilt about her cancer journey. ↑



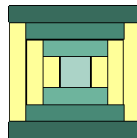
← New member Nicole W made this fabulously colorful quilt. Welcome, Nicole!

Courthouse Quilters

P.O. Box 192

Flemington, NJ 08822

Courthouse Quilters
Darcy Lodge
39 Everittstown Road
Route 513, Frenchtown, NJ



Directions from Flemington:

Route 12 W to flashing red light at The National Hotel in Frenchtown. Turn right onto Route 513 and drive up steep hill. The Darcy Lodge will be 3/4 mile on the left.

Directions from Clinton:

Route I-78 to Exit 15 to route 513 S. Turn right at Burgdorf Realtors Route 513. Continue for 8 miles.