

## July 2022 Newsletter



### President's Corner

**July 2022**

**Happy Independence Day July, 1776**

**What have I been doing since we last saw each other? Working on a new quilt , doing some sewing, I am also an stuffed animal doctor... lol Spending time with my grandkids and watching alot of bad TV. Talking to Nikki by phone and praying for her speedy recovery from Covid!! Michael her husband is also recovering and doing well.**

**This month at our meeting we will be playing some games and hopefully have a good selection of things for sale from our quilters. Treats will be provided.**

**Looking forward to seeing everyone. Rose**

**July 9, 2022 doors open at 9:30**

**if you are selling items you will need to put up your own table and take it down. Thanks.**




**Wishing our Quilter's with July Birthdays a Happy Birthday.**

# Block of the Month

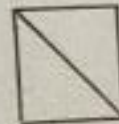
July 2022

Contrary Wife

Red, White, Blue



A White: Cut 2 squares  $4 \frac{7}{8}$ "; cut in half diagonally  
B Blue: Cut 5 squares  $4 \frac{1}{2}$ "  
C Red: Cut 2 squares  $4 \frac{7}{8}$ "; cut in half diagonally  
Sew A to C to make 4 squares. Press seam towards red.  
Combine Row 1: B, A/C, B  
Combine Row 2: A/C, B, C/A  
Combine Row 3: B, C/A, B  
Then sew rows together as in diagram.



August Fat Quarters: greens



## Programs

This month we are having a country store/Rose Luce prize fest...

August is our own Jose Best discussing his journey as a quilter. Jose is a prolific and very accomplished quilter—he will bring lots to show and tell!! Jose has some awesome quilts so that will be fun!



## Southern Summer Coleslaw

.1 cup best food mayo

.½ cup maple and honey apple cider vinegar

.½ cup cane sugar

.¼ cup Smokey salt and cracked pepper hickory smoked

**Mix all together till the mayo turned to a liquid**

.2 bags coleslaw already mixed

.No bags in store then

.2 bags coleslaw

.½ cup carrots

.⅔ vlastic sweet pickle relish

.2 tsps. Minced onion

**Stir all together**

**Add coleslaw seasoning to the bowl**

**Mix it all up let sit in fridge for 1 hour**

**Eat up and enjoy**

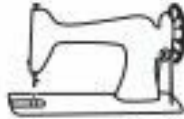
---

## 10 Questions with a Quilter Peggy Hart



1. How did you learn to quilt? I took my first quilting class at Piecemakers Country Store in Costa Mesa, CA, about 20 years ago.
2. Do you have a favorite designer or brand? My favorite designers are Lori Holt and Lisa Bongean.
3. Do you have a pattern that you use a lot? No, I don't have a pattern I use a lot.
4. Do you have a favorite quilt? I have two favorite quilts. My Dresden plate quilt and my Farm Girl Vintage quilt.
5. Is there a technique you have not tried yet? I'd like to make a Kaleidoscope quilt someday.
6. Do you do your own quilting or have someone do it for you; would you like to learn how to quilt? I don't own a quilting machine. I've done quilting on wall hangings, but have other people do my quilting on bed size quilts. No, I don't want to learn how to quilt.
- [7. How](#) do you organize your stash/ inventory? I organize my stash by color and or theme.
8. Do you have any tips or tricks for other quilters? The only tip I have is to not be afraid to try a new technique. Take a class and have fun.
9. Where is your favorite place to shop? My favorite places to shop were two stores in Orange County. One was Piecemakers Country Store and the other was M & L fabrics. FYI, I've only lived in Napa for two years.
10. What would you like to be remembered most as a quilter? I would like to be remembered for all of the different fiber art hobbies I love. Namely, wool work, embroidery and of course, quilting.





# Best Place to Hide Fabric

D N J W M N L W B R Q K Y Z K G B Z R L X  
 R M B L K V Y Y N X L X N J I L R N J G Y  
 E G I D B X Q J Y Q Y Q K V G K Q R Z R M  
 S D Q N R L N D Z N B J E L J K Y Y J R Y  
 S N D N T C A M R T L I V N L Y P G R D T  
 E F T M I H W C N P T G V X L W G X W R N  
 R M L T G Y E L K T Q L P A L M T Y L Z M  
 D U T E L V Z B O P T R U N K O F C A R T  
 R A N Y H P Z A A N L N T O Y C H E S T M  
 A C Y D V S F L M S D A L E M Y P R V T V  
 W X L B E R M T Y R E I S N E I D T R N D  
 E H M O I R K O Y R N M T T C R S G D D G  
 R T A E T V B H O E T V E N I E T B N T L  
 S V N N W H A E N R Y N I N H C W T N P P  
 J D N Q G M E C D L G C A C T B B B A K D  
 W W Z Q P E L S Q L B N R P X D G A D O N  
 G L L E B O R J D A T A I W D B N M G M C  
 M K R N S Z Q S S R D L V W P O N Z R S X  
 D R D E J V Y K P E Y J T L E K O L G G M  
 P V T T B J E T C Z B E Y R R S X F J T X  
 T J T M T T T P V N T J R N V K D W R N R

LINEN CLOSET

CLOTHES DRYER

BLACK PLASTIC BAGS

FOOD PANTRY

TRUNK OF CAR

TOY CHEST

DRESSER DRAWERS

LAUNDRY HAMPER

PICNIC BASKET

ATTIC

CEDAR CHEST

HANGERS

UNDER BED

IN THE BASEMENT

COAT TREE

GIVE IT TO A FRIEND

SEWING ROOM SHELF

NVQG June 11, 2022 Meeting

The meeting was called to order by Rose Luce at 10:10 AM.

The treasurer reported the current bank balance as \$

Fair news: Rose had the following update – there is a new contact for the Napa Town and Country Fair who wants to take a new direction for the textile arts division, and is offering the guild the opportunity to be the guiding force for exhibits, demonstrations, and an interactive experience for fair-goers. This would be a fund-raising occasion for the guild. Rose asked for four to five volunteers to assist her in meeting with the new contact, and further defining this issue.

The secretary noted that the minutes for the last meeting had been posted in the newsletter; she asked for any amendments or additions, and when there were none, stated that the minutes would be considered approved.

Happy Birthday wishes were extended to guild members celebrating their birthdays this month; mug rugs were presented to those members in attendance.

BOM: There was a display of the red, white and blue block for next month's BOM; the winner of this month's block group was selected. The Fat Quarter Bundle's winner was also announced.

Historian Carol Holmes indicated there were show and tell photos available for pick-up.

Art in the Library – Linda Feutz reminded members that NVQG-provided quilts have been hung for this month's art in the library exhibit. Appreciation was expressed by Rose and members of the guild for Linda's efforts in this program.

Workshop/activities VP Kelly Van Camp stated that the schedule for this year has been determined except for September; work is progressing on 2023's calendar. Next month will be a country store, where quilters can offer quilt-related items for sale;

Rose encouraged attendance as there will be activities and prizes offered.

Prize Drawings: four winners were selected.

Membership announced that 50 members and 1 guest were in attendance.

Newsletter director reminded members that the deadline for input is the 20th of the month.

Additionally, any recipes for inclusion in the newsletter were requested.

Quilts to Share VP Kay O'Neill displayed one of a series of antique quilts that have been donated to the quilts to share program; these quilts will be made available to members of the guild for purchase to raise funds for quilts to share supplies. Marilyn

Belcher also indicated that there were quilt kits available for members to take home for assembly, quilting, etc. as a supplement to the quilt-tying scheduled for the afternoon.

Other new business was stated by a member of the guild who also is a member of the Vallejo

Piecemakers Guild. That guild will be conducting a fundraiser on July 16 at the Senior Center

located in Vallejo. Bunco games will be the primary focus of the fund-raising efforts, but

there will also be gift baskets, and prize donations including a sewing machine and TV.

The next order of business was show and tell.

The meeting was adjourned at 10:36 AM.