

The better way to operate™

Neuro and
Spine Surgery



GEISTER®



Efficient surgery. Less invasive. Optimum results.

Minimally invasive approaches have advanced considerably over the past decade, anticipating that patients will experience reduced postoperative pain, improved physiologic muscle function, and more acceptable cosmetic results.

Our aim is to help develop technical innovations for evolving more patient friendly minimally invasive surgical procedures that yet can maintain or even exceed the long term results of proven conventional procedures.

In close cooperation with surgeons and industry partners we are therefore advancing our comprehensive product range for Neurosurgery, with a focus on less traumatic,

minimally invasive procedures, to restore and maintain the function of the spine or to achieve the goal of total removal of tumors and vascular lesions.

This new catalogue illustrates products developed and selected in collaboration with key surgeons who have shared their trust in our many years of experience and profound expertise in the production of some of the highest quality surgical instruments available. We continue to invite your ideas for the development of new and even more refined instruments.

Thank you for choosing **GEISTER®**.



THE NEW SET-CONFIGURATOR

In our new Set-Configurator you can find over 9000 special surgical instruments. Search systematically for specific product codes, keywords or reference numbers or click through the various index areas. Using the bookmark function, you can generate your individual product list, which you can print or save or fast and easily request a quote.

– www.geister.com –

Specialty Surgical
Instruments
Made in Germany





1. Rongeurs 5



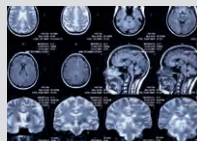
2. Retractors 48



3. Micro-Hand-Instruments 99



4. Curettes, Chisels and Gouges 119



5. Microsurgical Instruments 137



6. Forceps and Clamps 171



7. Scissors 197



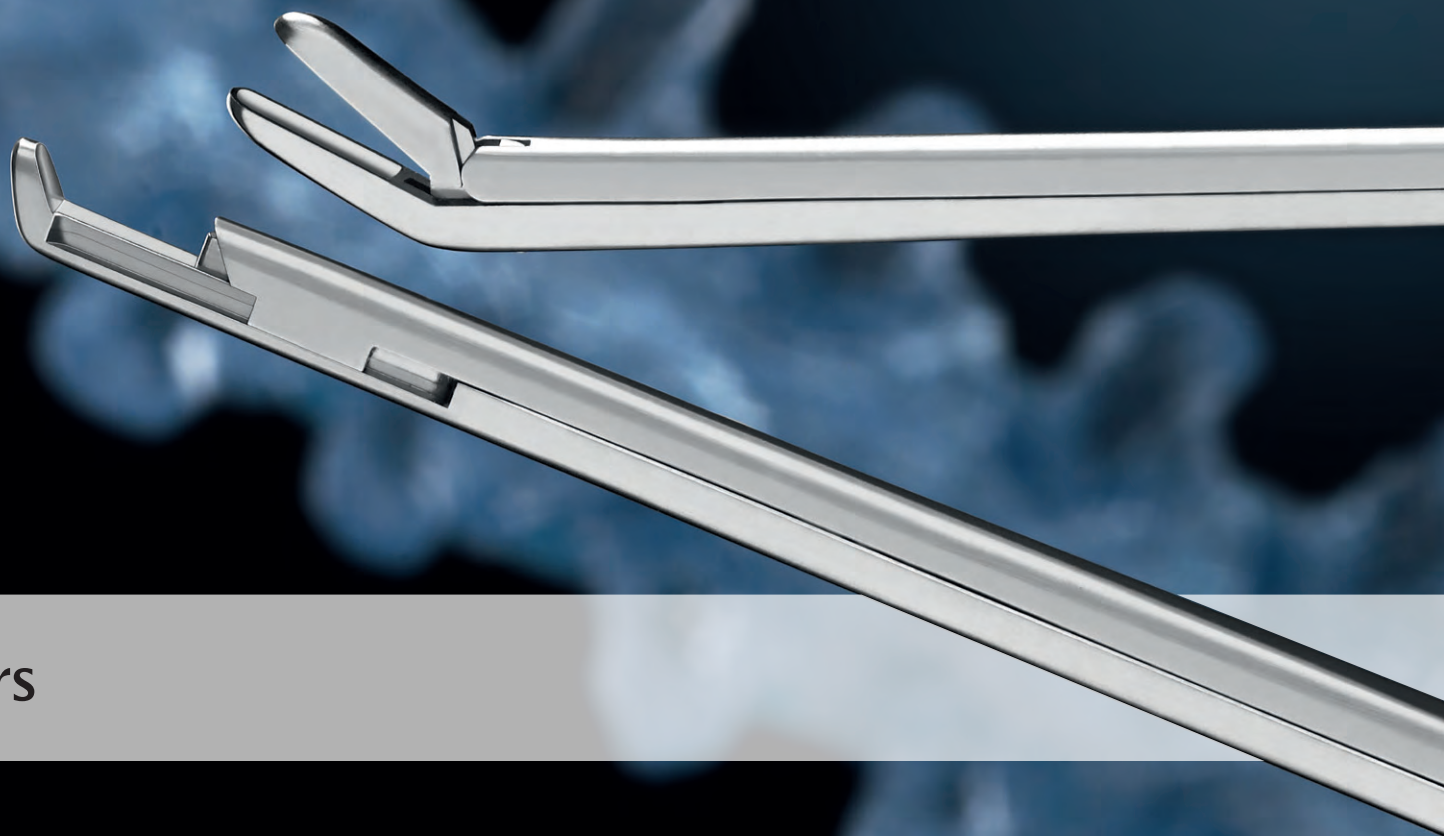
8. Needle Holders 212



9. Miscellaneons 221



10. Index 225



Rongeurs



An efficient cleaning concept!

Our new detachable Spinal IVD and Laminectomy Rongeurs meet the highest standard hygiene requirements for avoiding surgical site infections. While multiple-component instruments are usually difficult to process, our detachable rongeurs ensure easy handling, efficient cleaning and effective sterilization.

The particular advantages are:

- excellent cutting properties
- lasting durability
- easy bone removal
- safe and easy detaching
- efficient cleaning and sterilization of the total instrument
- all parts stay together and thus cannot get lost
- easy and quick assembly

Minimally invasive spinal approaches have advanced considerably over the past decade, anticipating that patients will experience reduced postoperative pain, improved physiologic muscle function, and more acceptable cosmetic results. Whether a true percutaneous approach, through a tubular dilator retractor approach, or a muscle splitting approach is the method of choice, our special bayonet-shaped rongeurs with slim shafts will provide the surgeon with the visibility, the deep reach and the preferential instrument maneuverability required.





Geister Spinal

IVD Rongeurs



Newly developed Geister Spinal IVD Rongeurs designed for easy detaching at the push of the gold button.

- the gold button indicates the detachability
- jaws are available in 2, 3 and 4 mm widths
- extremely firm construction of jaw
- shafts available in various lengths, straight, bayonet up, left or right designs
- working ends straight, 45° upwards or 45° downwards biting
- easy and safe detaching at the push of the gold button
- efficient cleaning and sterilization of the total instrument
- all parts stay together and thus cannot get lost





Geister Spinal IVD Rongeurs, detachable


jaw	straight	upwards	downwards	Length of shaft
2 mm	40-2620.16Z	40-2621.16Z	40-2622.16Z	15.5 cm
	40-2620.18Z	40-2621.18Z	40-2622.18Z	18.0 cm
3 mm	40-2625.16Z	40-2626.16Z	40-2627.16Z	15.5 cm
	40-2625.18Z	40-2626.18Z	40-2627.18Z	18.0 cm
4 mm	40-2630.16Z	40-2631.16Z	40-2632.16Z	15.5 cm
	40-2630.18Z	40-2631.18Z	40-2632.18Z	18.0 cm

K add „K“ behind catalog reference if desired with black ceramic coating



Geister Spinal

IVD Rongeurs



jaw	straight		angled upwards		Length of shaft
	left	right	left	right	
2 mm	40-2651.20Z	40-2652.20Z	40-2654.20Z	40-2655.20Z	11 cm
	40-2661.20Z	40-2662.20Z	40-2664.20Z	40-2665.20Z	15 cm
	40-2671.20Z	40-2672.20Z	40-2674.20Z	40-2675.20Z	18 cm
3 mm	40-2651.30Z	40-2652.30Z	40-2654.30Z	40-2655.30Z	11 cm
	40-2661.30Z	40-2662.30Z	40-2664.30Z	40-2665.30Z	15 cm
	40-2671.30Z	40-2672.30Z	40-2674.30Z	40-2675.30Z	18 cm
4 mm	40-2651.40Z	40-2652.40Z	40-2654.40Z	40-2655.40Z	11 cm
	40-2661.40Z	40-2662.40Z	40-2664.40Z	40-2665.40Z	15 cm
	40-2671.40Z	40-2672.40Z	40-2674.40Z	40-2675.40Z	18 cm
5 mm	40-2651.50Z	40-2652.50Z	40-2654.50Z	40-2655.50Z	11 cm
	40-2661.50Z	40-2662.50Z	40-2664.50Z	40-2665.50Z	15 cm
	40-2671.50Z	40-2672.50Z	40-2674.50Z	40-2675.50Z	18 cm

K add „K“ behind catalog reference if desired with black ceramic coating



**Geister Spinal IVD Rongeurs, detachable,
bayonet shaped up**

jaw	straight	angled upwards	Length of shaft
2 mm	40-2650.20Z	40-2653.20Z	11cm
	40-2660.20Z	40-2663.20Z	15 cm
	40-2670.20Z	40-2673.20Z	18 cm
3 mm	40-2650.30Z	40-2653.30Z	11 cm
	40-2660.30Z	40-2663.30Z	15 cm
	40-2670.30Z	40-2673.30Z	18 cm
4 mm	40-2650.40Z	40-2653.40Z	11 cm
	40-2660.40Z	40-2663.40Z	15 cm
	40-2670.40Z	40-2673.40Z	18 cm
5 mm	40-2650.50Z	40-2653.50Z	11 cm
	40-2660.50Z	40-2663.50Z	15 cm
	40-2670.50Z	40-2673.50Z	18 cm

K add „K“ behind catalog reference if desired with black ceramic coating



Wagner

detachable




jaw	straight	Length of shaft
3 mm	40-2370.03	20 cm
	40-2372.03	30 cm
4 mm	40-2370.04	20 cm
	40-2372.04	30 cm
5 mm	40-2370.05	20 cm
	40-2372.05	30 cm
6 mm	40-2370.06	20 cm
	40-2372.06	30 cm

K add „K“ behind catalog reference if desired with black ceramic coating

Wagner

Geister Wagner Rongeurs, detachable, bayonet shaped up



jaw	straight	angled upwards	Length of shaft
3 mm	40-2376.03	40-2377.03	15 cm
4 mm	40-2376.04	40-2377.04	15 cm
5 mm	40-2376.05	40-2377.05	15 cm

K add „K“ behind catalog reference if desired with black ceramic coating




Geister-Kerrison

Laminectomy Rongeurs

Newly developed Geister-Kerrison Rongeurs designed for easy detaching at the push of the gold button and perfect function in all operative situations.

- the gold button indicates the detachability
- jaws are available in 1-5 mm widths
- ejector for easy bone removal
- strongly constructed jaws with guides on the outer side and lasting sharpness
- shafts available in various lengths, straight, bayonet up, left or right designs
- working ends 40° and 90° upwards or 40° downwards biting
- easy and safe detaching at the push of the gold button
- efficient cleaning and sterilization of the total instrument
- all parts stay together and thus cannot get lost
- extra thin footplate for cervical use available on request (add „X“ behind REF)





Geister-Kerrison Laminectomy Rongeurs, detachable with bone-ejector up-biting


jaw	Length of shaft					
	18 cm	20 cm	23 cm	25 cm	28 cm	30 cm
1 mm 90°	40-1418A1	40-1420A1	40-1423A1	40-1425A1	40-1428A1	40-1430A1
2 mm 90°	40-1418A2	40-1420A2	40-1423A2	40-1425A2	40-1428A2	40-1430A2
3 mm 90°	40-1418A3	40-1420A3	40-1423A3	40-1425A3	40-1428A3	40-1430A3
4 mm 90°	40-1418A4	40-1420A4	40-1423A4	40-1425A4	40-1428A4	40-1430A4
5 mm 90°	40-1418A5	40-1420A5	40-1423A5	40-1425A5	40-1428A5	40-1430A5
1 mm 40°	40-1418C1	40-1420C1	40-1423C1	40-1425C1	40-1428C1	40-1430C1
2 mm 40°	40-1418C2	40-1420C2	40-1423C2	40-1425C2	40-1428C2	40-1430C2
3 mm 40°	40-1418C3	40-1420C3	40-1423C3	40-1425C3	40-1428C3	40-1430C3
4 mm 40°	40-1418C4	40-1420C4	40-1423C4	40-1425C4	40-1428C4	40-1430C4
5 mm 40°	40-1418C5	40-1420C5	40-1423C5	40-1425C5	40-1428C5	40-1430C5

K add „K“ behind catalog reference if desired with black ceramic coating



Geister-Kerrison

Laminectomy Rongeurs



Geister-Kerrison Laminectomy Rongeurs, detachable with bone-ejector down-biting

jaw	Length of shaft					
	18 cm	20 cm	23 cm	25 cm	28 cm	30 cm
1 mm 40°	40-1418D1	40-1420D1	40-1423D1	40-1425D1	40-1428D1	40-1430D1
2 mm 40°	40-1418D2	40-1420D2	40-1423D2	40-1425D2	40-1428D2	40-1430D2
3 mm 40°	40-1418D3	40-1420D3	40-1423D3	40-1425D3	40-1428D3	40-1430D3
4 mm 40°	40-1418D4	40-1420D4	40-1423D4	40-1425D4	40-1428D4	40-1430D4
5 mm 40°	40-1418D5	40-1420D5	40-1423D5	40-1425D5	40-1428D5	40-1430D5

K add „K“ behind catalog reference if desired with black ceramic coating



**Geister-Kerrison Foraminotomy Rongeurs,
detachable with bone-ejector, curved**

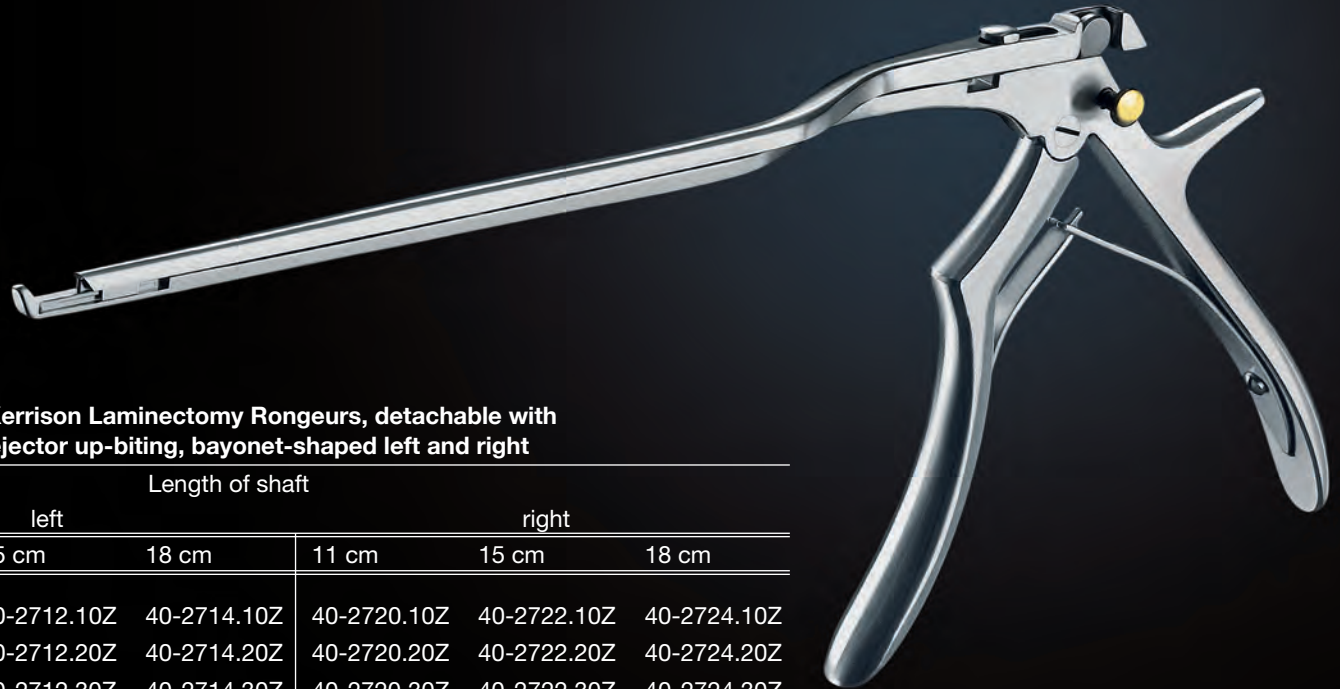
jaw	Length of shaft	
	18 cm	20cm
1 mm 40°	40-2700.10Z	40-2702.10Z
2 mm 40°	40-2700.20Z	40-2702.20Z
3 mm 40°	40-2700.30Z	40-2702.30Z
4 mm 40°	40-2700.40Z	40-2702.40Z
5 mm 40°	40-2700.50Z	40-2702.50Z

K add „K“ behind catalog reference if desired with black ceramic coating



Geister-Kerrison

Laminectomy Rongeurs

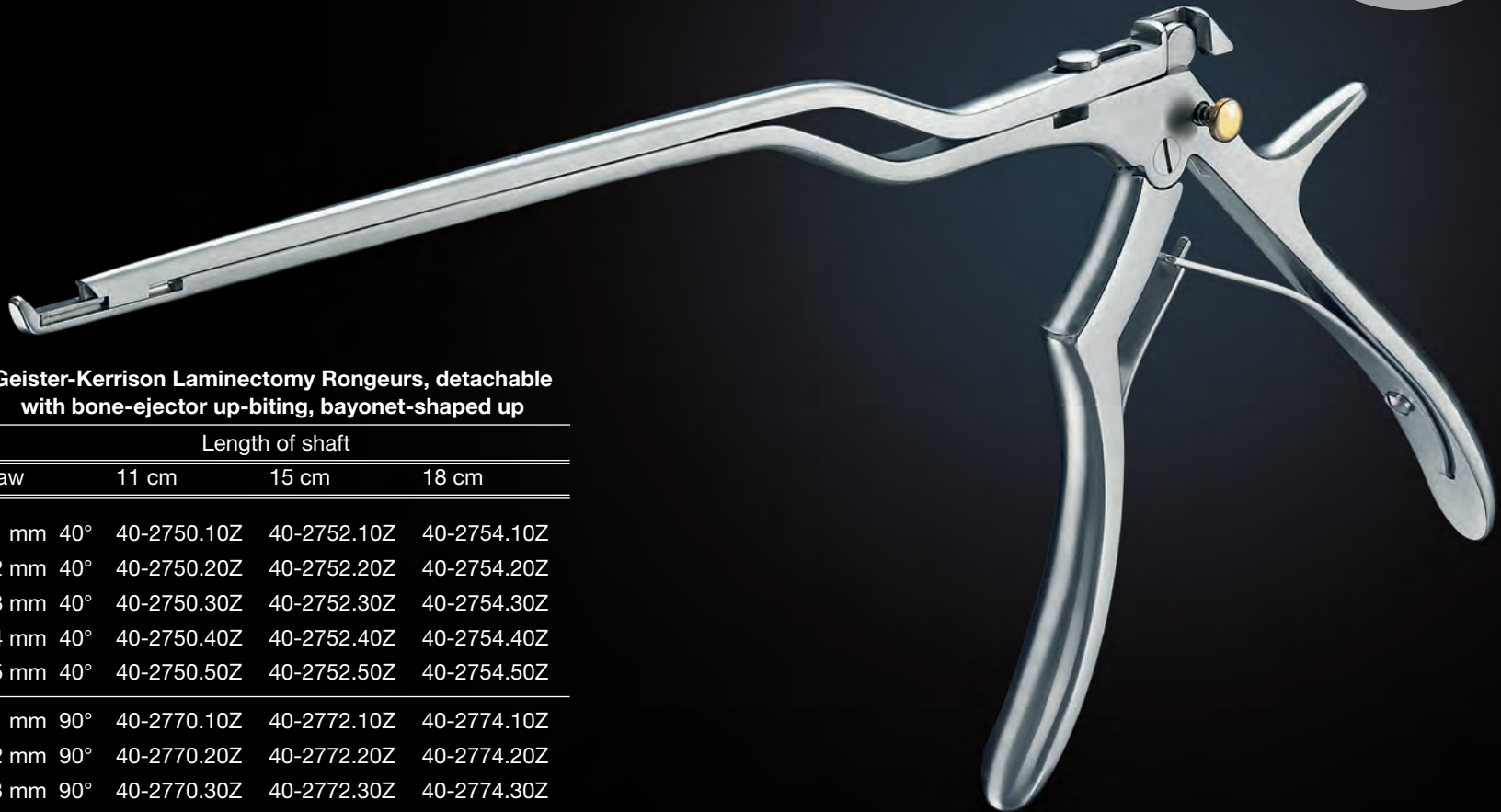


Geister-Kerrison Laminectomy Rongeurs, detachable with bone-ejector up-biting, bayonet-shaped left and right

Length of shaft

jaw	left			right		
	11 cm	15 cm	18 cm	11 cm	15 cm	18 cm
1 mm 40°	40-2710.10Z	40-2712.10Z	40-2714.10Z	40-2720.10Z	40-2722.10Z	40-2724.10Z
2 mm 40°	40-2710.20Z	40-2712.20Z	40-2714.20Z	40-2720.20Z	40-2722.20Z	40-2724.20Z
3 mm 40°	40-2710.30Z	40-2712.30Z	40-2714.30Z	40-2720.30Z	40-2722.30Z	40-2724.30Z
4 mm 40°	40-2710.40Z	40-2712.40Z	40-2714.40Z	40-2720.40Z	40-2722.40Z	40-2724.40Z
5 mm 40°	40-2710.50Z	40-2712.50Z	40-2714.50Z	40-2720.50Z	40-2722.50Z	40-2724.50Z
1 mm 90°	40-2730.10Z	40-2732.10Z	40-2734.10Z	40-2740.10Z	40-2742.10Z	40-2744.10Z
2 mm 90°	40-2730.20Z	40-2732.20Z	40-2734.20Z	40-2740.20Z	40-2742.20Z	40-2744.20Z
3 mm 90°	40-2730.30Z	40-2732.30Z	40-2734.30Z	40-2740.30Z	40-2742.30Z	40-2744.30Z
4 mm 90°	40-2730.40Z	40-2732.40Z	40-2734.40Z	40-2740.40Z	40-2742.40Z	40-2744.40Z
5 mm 90°	40-2730.50Z	40-2732.50Z	40-2734.50Z	40-2740.50Z	40-2742.50Z	40-2744.50Z

K add „K“ behind catalog reference if desired with black ceramic coating



**Geister-Kerrison Laminectomy Rongeurs, detachable
with bone-ejector up-biting, bayonet-shaped up**

jaw	Length of shaft		
	11 cm	15 cm	18 cm
1 mm 40°	40-2750.10Z	40-2752.10Z	40-2754.10Z
2 mm 40°	40-2750.20Z	40-2752.20Z	40-2754.20Z
3 mm 40°	40-2750.30Z	40-2752.30Z	40-2754.30Z
4 mm 40°	40-2750.40Z	40-2752.40Z	40-2754.40Z
5 mm 40°	40-2750.50Z	40-2752.50Z	40-2754.50Z
1 mm 90°	40-2770.10Z	40-2772.10Z	40-2774.10Z
2 mm 90°	40-2770.20Z	40-2772.20Z	40-2774.20Z
3 mm 90°	40-2770.30Z	40-2772.30Z	40-2774.30Z
4 mm 90°	40-2770.40Z	40-2772.40Z	40-2774.40Z
5 mm 90°	40-2770.50Z	40-2772.50Z	40-2774.50Z

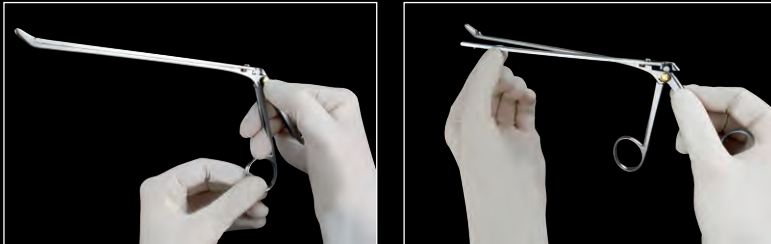
K add „K“ behind catalog reference if desired with black ceramic coating



Disassembly Instructions

- Close the handle.
- Push the gold button and keep it pushed.
- Open the handle.
- The upper movable shaft is unlocked and can be slid to the left by a slide move upwards.

Advice: If the handle is closed again, the shaft remains swivelled out so that the instrument can be sterilised in open position.



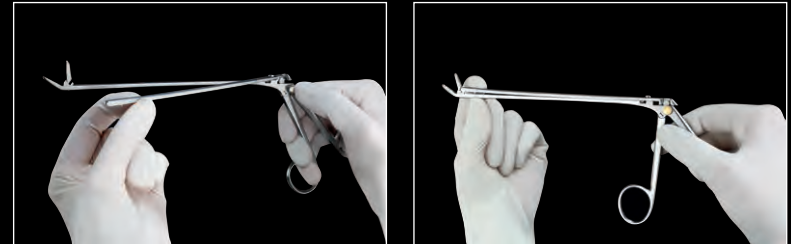
Demontage

- Griff schließen.
- Goldenen Knopf drücken und gedrückt halten.
- Griff wieder öffnen.
- Das obere Schiebeteil ist entriegelt und kann nach oben abgehoben und nach links ausgeschwenkt werden.

Hinweis: Durch nochmaliges Schließen des Griffes bleibt der Schaft ausgeschwenkt und das Instrument kann in offenem Zustand sterilisiert werden.

Assembly Instructions

- Put back the upper jaw to an open position.
- Close the handle, push the gold button and keep it pushed.
- Open the handle and slide back the movable shaft on the instrument.
- Put the movable shaft in the groove of the jaw and push the shaft downwards.
- Close the handle and the instrument is locked.



Montage

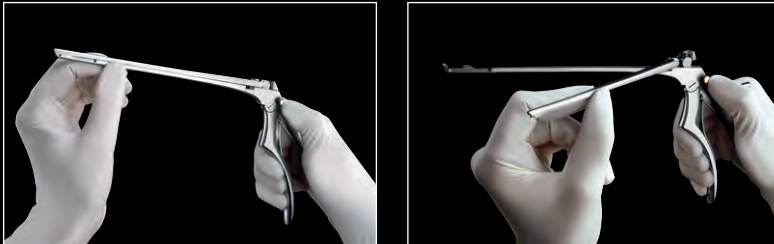
- Maul zurückstellen in offene Position.
- Griff schließen. Goldenen Knopf drücken und gedrückt halten.
- Griff öffnen und Schieber einschwenken.
- Schieber in die Maulkerbe einfädeln und Schieber nach unten drücken.
- Griff schließen – das Instrument ist verriegelt.



Disassembly Instructions

- Close the handle.
- Push the gold button and keep it pushed.
- Open the handle.
- The upper movable shaft is unlocked and can be slit to the left by a slide move upwards.

Advice: If the handle is closed again, the shaft remains swivelled out so that the instrument can be sterilised in open position.



Demontage

- Griff schließen.
- Goldenen Knopf drücken und gedrückt halten.
- Griff wieder öffnen.
- Das obere Schiebeteil ist entriegelt und kann nach oben abgehoben und nach links ausgeschwenkt werden.

Hinweis: Durch nochmaliges Schließen des Griffes bleibt der Schaft ausgeschwenkt und das Instrument kann in offenem Zustand sterilisiert werden.

Assembly Instructions

- Close the handle.
- Push the gold button and keep it pushed.
- Open the handle and slide back the movable shaft on the instrument.
- Put the movable shaft in the lower guide in front and push the shaft downwards.
- Close the handle and the instrument is locked.



Montage

- Griff schließen.
- Goldenen Knopf drücken und gedrückt halten.
- Griff öffnen und Schieber einschwenken.
- Schieber in die untere Führung einsetzen und Schieber nach unten drücken.
- Griff schließen – das Instrument ist verriegelt.



Hygienic Lumbar and Cervical Kerrison Laminectomy Rongeurs



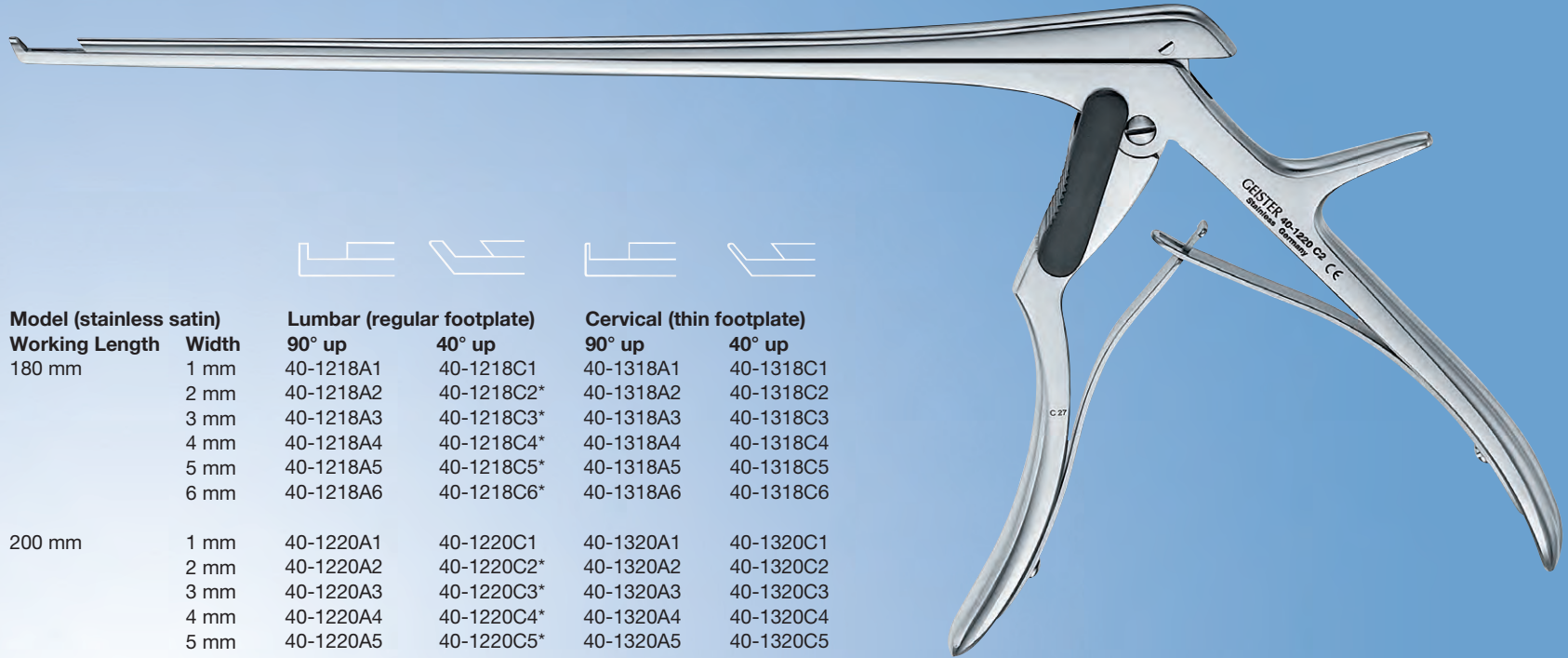
- Unique function and reliable design
- Detachable for improved cleaning capability and maximum hygiene and safety
- Avoids undesired trapping of tissue and debris
- All parts stay connected even when detached
- Large plastic trigger ensures that rongeur will not disengage during use and that gloves do not get caught in the trigger mechanism

- Ergonomic handle provides maximum comfort and control, and helps to reduce fatigue
- Available in varying lengths and bite sizes
- On request lumbar versions available with integrated bone ejector for immediate bone removal (order code „E“)
- Optionally with a black ceramic coating for a reduced friction and no glare

Hygienic Lumbar and Cervical Kerrison Laminectomy Rongeurs



stainless satin finish



Model (stainless satin)	Working Length	Width	Lumbar (regular footplate)		Cervical (thin footplate)	
			90° up	40° up	90° up	40° up
180 mm	1 mm		40-1218A1	40-1218C1	40-1318A1	40-1318C1
	2 mm		40-1218A2	40-1218C2*	40-1318A2	40-1318C2
	3 mm		40-1218A3	40-1218C3*	40-1318A3	40-1318C3
	4 mm		40-1218A4	40-1218C4*	40-1318A4	40-1318C4
	5 mm		40-1218A5	40-1218C5*	40-1318A5	40-1318C5
	6 mm		40-1218A6	40-1218C6*	40-1318A6	40-1318C6
200 mm	1 mm		40-1220A1	40-1220C1	40-1320A1	40-1320C1
	2 mm		40-1220A2	40-1220C2*	40-1320A2	40-1320C2
	3 mm		40-1220A3	40-1220C3*	40-1320A3	40-1320C3
	4 mm		40-1220A4	40-1220C4*	40-1320A4	40-1320C4
	5 mm		40-1220A5	40-1220C5*	40-1320A5	40-1320C5
	6 mm		40-1220A6	40-1220C6*	40-1320A6	40-1320C6
230 mm	1 mm		40-1223A1	40-1223C1	40-1323A1	40-1323C1
	2 mm		40-1223A2	40-1223C2*	40-1323A2	40-1323C2
	3 mm		40-1223A3	40-1223C3*	40-1323A3	40-1323C3
	4 mm		40-1223A4	40-1223C4*	40-1323A4	40-1323C4
	5 mm		40-1223A5	40-1223C5*	40-1323A5	40-1323C5
	6 mm		40-1223A6	40-1223C6*	40-1323A6	40-1323C6

*add „E“ behind catalog reference if desired with EJECTOR for immediate bone removal



Hygienic Lumbar and Cervical Kerrison Laminectomy Rongeurs





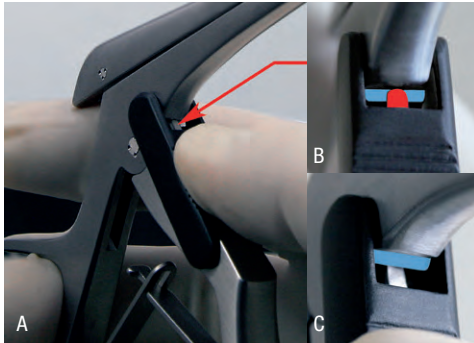
K black ceramic coating



Model (black ceramic)	Working Length	Width	Lumbar (regular footplate)		Cervical (thin footplate)	
			90° up	40° up	90° up	40° up
180 mm		1 mm	40-1218A1K	40-1218C1K	40-1318A1K	40-1318C1K
		2 mm	40-1218A2K	40-1218C2K*	40-1318A2K	40-1318C2K
		3 mm	40-1218A3K	40-1218C3K*	40-1318A3K	40-1318C3K
		4 mm	40-1218A4K	40-1218C4K*	40-1318A4K	40-1318C4K
		5 mm	40-1218A5K	40-1218C5K*	40-1318A5K	40-1318C5K
		6 mm	40-1218A6K	40-1218C6K*	40-1318A6K	40-1318C6K
200 mm		1 mm	40-1220A1K	40-1220C1K	40-1320A1K	40-1320C1K
		2 mm	40-1220A2K	40-1220C2K*	40-1320A2K	40-1320C2K
		3 mm	40-1220A3K	40-1220C3K*	40-1320A3K	40-1320C3K
		4 mm	40-1220A4K	40-1220C4K*	40-1320A4K	40-1320C4K
		5 mm	40-1220A5K	40-1220C5K*	40-1320A5K	40-1320C5K
		6 mm	40-1220A6K	40-1220C6K*	40-1320A6K	40-1320C6K
230 mm		1 mm	40-1223A1K	40-1223C1K	40-1323A1K	40-1323C1K
		2 mm	40-1223A2K	40-1223C2K*	40-1323A2K	40-1323C2K
		3 mm	40-1223A3K	40-1223C3K*	40-1323A3K	40-1323C3K
		4 mm	40-1223A4K	40-1223C4K*	40-1323A4K	40-1323C4K
		5 mm	40-1223A5K	40-1223C5K*	40-1323A5K	40-1323C5K
		6 mm	40-1223A6K	40-1223C6K*	40-1323A6K	40-1323C6K

*add „E“ behind catalog reference if desired with EJECTOR for immediate bone removal

Hygienic Lumbar and Cervical Kerrison Laminectomy Rongeurs



1. Hold instrument as shown on picture (A) with the tip facing towards you and slightly press handle down. Observe the release nozzle marked in the picture (B) in red.
2. Press the black plastic trigger handle until the nozzle slips behind the bar, here marked in blue (C).
3. Release the handle slowly. The nozzle must always stay behind the bar. The upper shaft will now open up (D).
4. Instrument can now be thoroughly cleaned (E).

Attention: Do not press handle while cleaning as otherwise the nozzle will move out of the gap behind the bar (F). If this happens you must start with 1. and move it first back behind the bar (G) before reassembling!

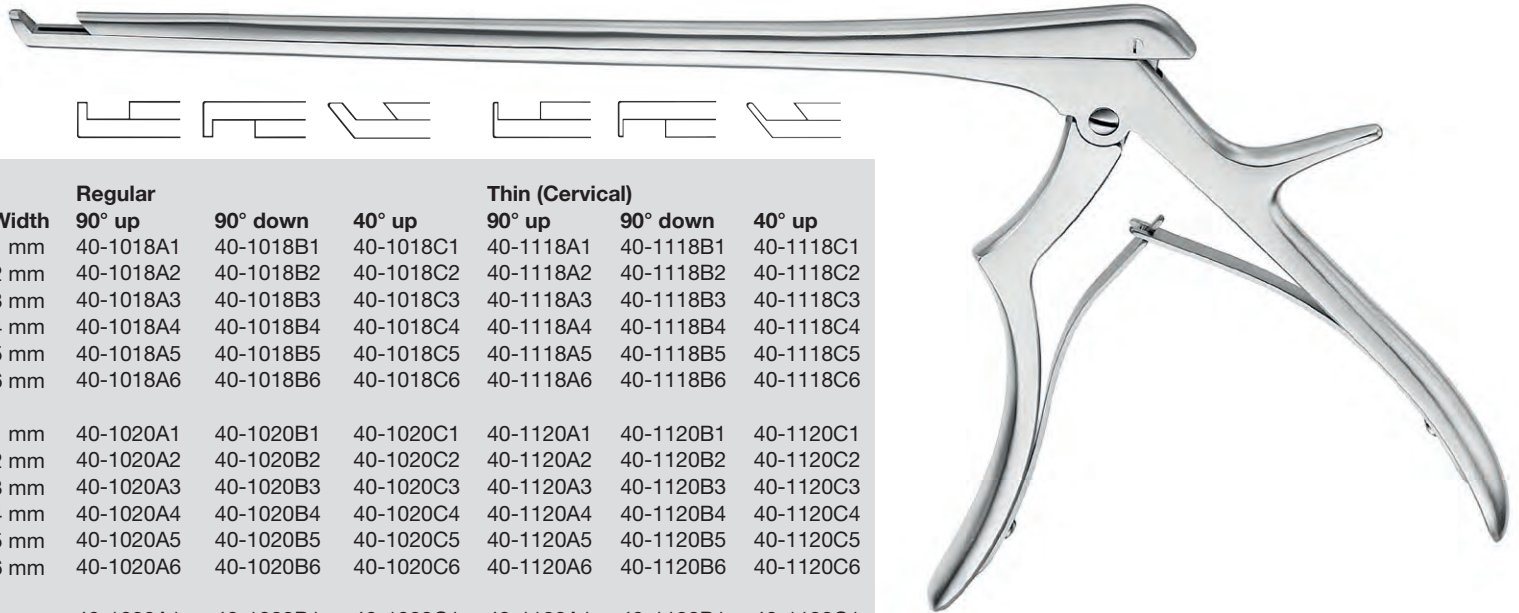
5. For reassembling carefully push the upper shaft down into its fixation (H). Press the handle once with the other hand while still holding the upper shaft down. Instrument is then ready for use.

Attention: The reassembling process should work easily and smoothly. If it does not work, do not force or bend. Check and make sure the nozzle is in the gap.





Kerrison



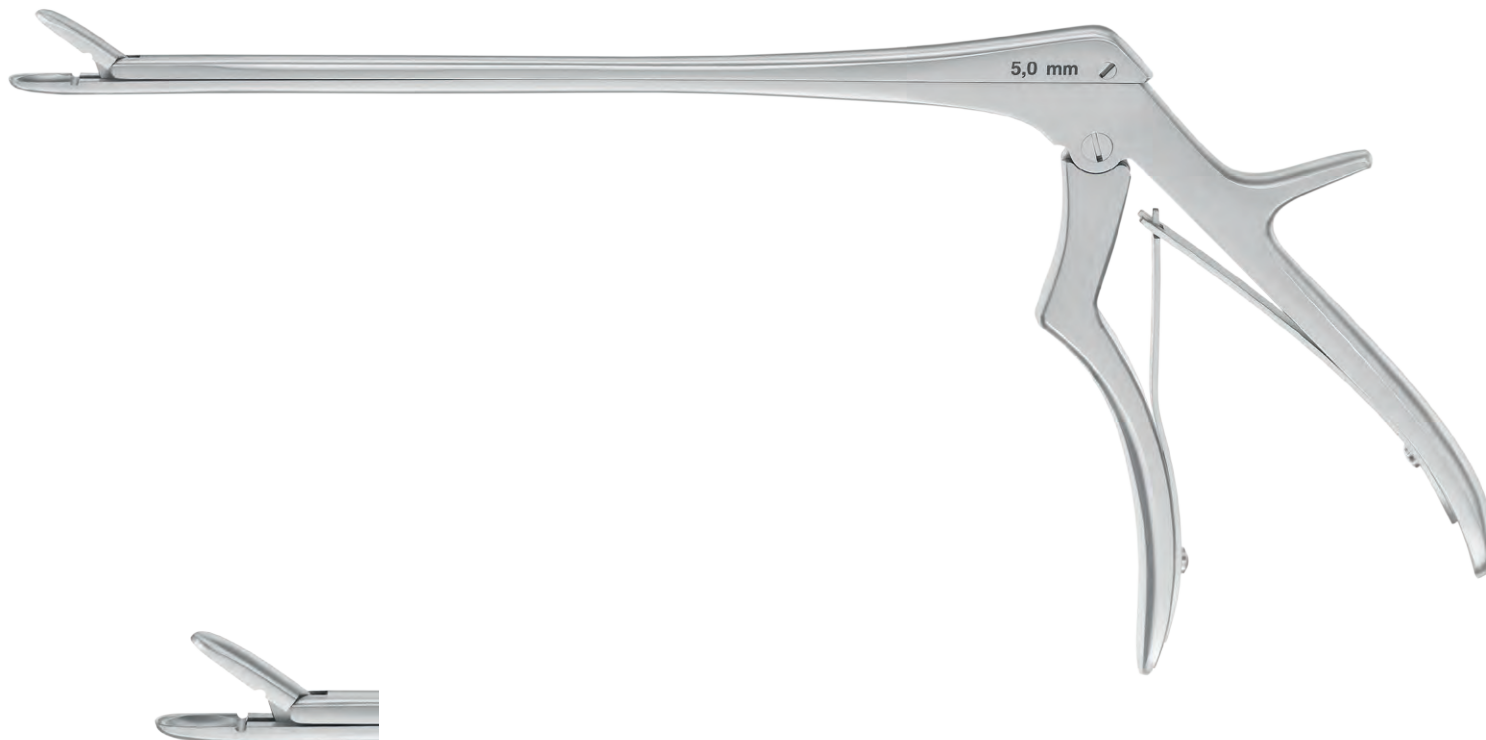
Footplate Working Length Width	Regular			Thin (Cervical)			
	90° up	90° down	40° up	90° up	90° down	40° up	
180 mm	1 mm	40-1018A1	40-1018B1	40-1018C1	40-1118A1	40-1118B1	40-1118C1
	2 mm	40-1018A2	40-1018B2	40-1018C2	40-1118A2	40-1118B2	40-1118C2
	3 mm	40-1018A3	40-1018B3	40-1018C3	40-1118A3	40-1118B3	40-1118C3
	4 mm	40-1018A4	40-1018B4	40-1018C4	40-1118A4	40-1118B4	40-1118C4
	5 mm	40-1018A5	40-1018B5	40-1018C5	40-1118A5	40-1118B5	40-1118C5
	6 mm	40-1018A6	40-1018B6	40-1018C6	40-1118A6	40-1118B6	40-1118C6
200 mm	1 mm	40-1020A1	40-1020B1	40-1020C1	40-1120A1	40-1120B1	40-1120C1
	2 mm	40-1020A2	40-1020B2	40-1020C2	40-1120A2	40-1120B2	40-1120C2
	3 mm	40-1020A3	40-1020B3	40-1020C3	40-1120A3	40-1120B3	40-1120C3
	4 mm	40-1020A4	40-1020B4	40-1020C4	40-1120A4	40-1120B4	40-1120C4
	5 mm	40-1020A5	40-1020B5	40-1020C5	40-1120A5	40-1120B5	40-1120C5
	6 mm	40-1020A6	40-1020B6	40-1020C6	40-1120A6	40-1120B6	40-1120C6
230 mm	1 mm	40-1023A1	40-1023B1	40-1023C1	40-1123A1	40-1123B1	40-1123C1
	2 mm	40-1023A2	40-1023B2	40-1023C2	40-1123A2	40-1123B2	40-1123C2
	3 mm	40-1023A3	40-1023B3	40-1023C3	40-1123A3	40-1123B3	40-1123C3
	4 mm	40-1023A4	40-1023B4	40-1023C4	40-1123A4	40-1123B4	40-1123C4
	5 mm	40-1023A5	40-1023B5	40-1023C5	40-1123A5	40-1123B5	40-1123C5
	6 mm	40-1023A6	40-1023B6	40-1023C6	40-1123A6	40-1123B6	40-1123C6
280 mm	1 mm	40-1028A1	40-1028B1	40-1028C1	40-1128A1	40-1128B1	40-1128C1
	2 mm	40-1028A2	40-1028B2	40-1028C2	40-1128A2	40-1128B2	40-1128C2
	3 mm	40-1028A3	40-1028B3	40-1028C3	40-1128A3	40-1128B3	40-1128C3
	4 mm	40-1028A4	40-1028B4	40-1028C4	40-1128A4	40-1128B4	40-1128C4
	5 mm	40-1028A5	40-1028B5	40-1028C5	40-1128A5	40-1128B5	40-1128C5
	6 mm	40-1028A6	40-1028B6	40-1028C6	40-1128A6	40-1128B6	40-1128C6



not detachable.

K add „K“ behind catalog reference if desired with black ceramic coating

Wagner



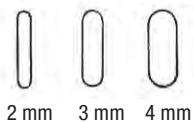
Working Length	Jaw Width	straight
200 mm	5 mm	40-2380

K add „K“ behind catalog reference if desired with black ceramic coating



Intervertebral Disc Rongeurs

Ferris-Smith

**Working Length**

180 mm
180 mm
180 mm

Jaw Width x Length

2 x 10 mm
3 x 10 mm
4 x 10 mm

straight

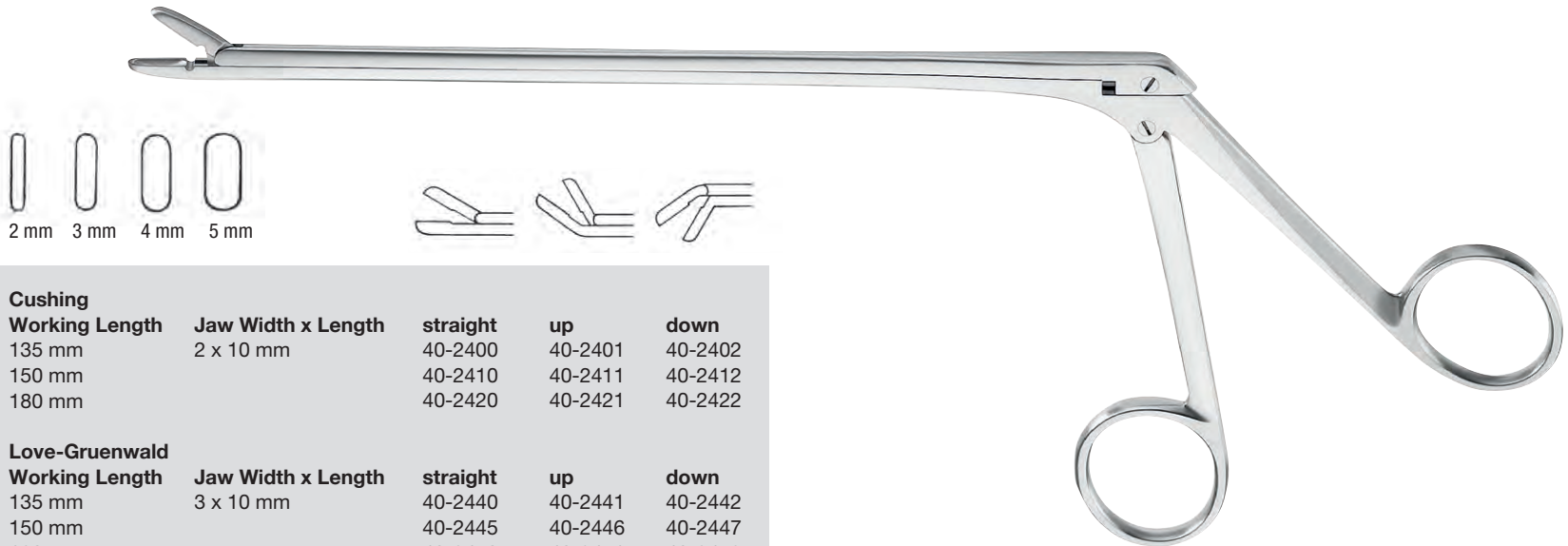
40-2500
40-2510
40-2520

up

40-2501
40-2511
40-2521

down

40-2502
40-2512
40-2522

**Cushing**

Working Length	Jaw Width x Length	straight	up	down
135 mm	2 x 10 mm	40-2400	40-2401	40-2402
150 mm		40-2410	40-2411	40-2412
180 mm		40-2420	40-2421	40-2422

Love-Gruenwald

Working Length	Jaw Width x Length	straight	up	down
135 mm	3 x 10 mm	40-2440	40-2441	40-2442
150 mm		40-2445	40-2446	40-2447
180 mm		40-2450	40-2451	40-2452

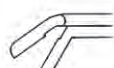

Spurling

Working Length	Jaw Width x Length	straight	up	down
135 mm	4 x 10 mm	40-2460	40-2461	40-2462
150 mm		40-2465	40-2466	40-2467
180 mm		40-2470	40-2471	40-2472

Gruenwald

Working Length	Jaw Width x Length	straight	up	down
135 mm	5 x 10 mm	40-2480	40-2481	40-2482
150 mm		40-2485	40-2486	40-2487
180 mm		40-2490	40-2491	40-2492
250 mm		40-2495	40-2496	40-2497

Caspar-type



jaw	straight	upwards	downwards	
2 mm	40-2620.14	40-2621.14	40-2622.14	14 cm
	40-2620.16	40-2621.16	40-2622.16	16 cm
	40-2620.19	40-2621.19	40-2622.19	18.5 cm
3 mm	40-2625.14	40-2626.14	40-2627.14	14 cm
	40-2625.16	40-2626.16	40-2627.16	16 cm
	40-2625.19	40-2626.19	40-2627.19	18.5 cm
4 mm	40-2630.14	40-2631.14	40-2632.14	14 cm
	40-2630.16	40-2631.16	40-2632.16	16 cm
	40-2630.19	40-2631.19	40-2632.19	18.5 cm
5 mm	40-2635.14	40-2636.14	40-2637.14	14 cm
	40-2635.16	40-2636.16	40-2637.16	16 cm
	40-2635.19	40-2636.19	40-2637.19	18.5 cm
6 mm	40-2640.14	40-2641.14	40-2642.14	14 cm
	40-2640.16	40-2641.16	40-2642.16	16 cm
	40-2640.19	40-2641.19	40-2642.19	18.5 cm

fenestrated jaw, serrated

Caspar-type

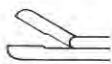



jaw	straight	upwards	downwards
2 mm	40-3000.16K 40-3000.18K	40-3001.16K 40-3001.18K	40-3002.16K 40-3002.18K
2.5 mm	40-3003.16K 40-3003.18K	40-3004.16K 40-3004.18K	40-3005.16K 40-3005.18K
3 mm	40-3006.16K 40-3006.18K	40-3007.16K 40-3007.18K	40-3008.16K 40-3008.18K
4 mm	40-3009.16K 40-3009.18K	40-3010.16K 40-3010.18K	40-3011.16K 40-3011.18K
5 mm	40-3012.16K 40-3012.18K	40-3013.16K 40-3013.18K	40-3014.16K 40-3014.18K

fenestrated jaw, serrated



Intervertebral Disc Rongeurs

Decker
Micro Disc Rongeur

Jaw Width x Length
2 x 6 mm

straight cutting
41-0252 18.5 cm

upwards cutting
41-0262 18.5 cm

Oldberg



Working Length	2.2 mm	3.5 mm	7 mm	9 mm
190 mm	40-2570	40-2571	40-2572	40-2573
140 mm	40-2570.14	40-2571.14	40-2572.14	40-2573.14



Wilde (Weil-Blakesley)



Working Length	Fig. 0	Fig. 1	Fig. 2	Fig. 3
140 mm	40-2560	40-2561	40-2562	40-2563
	2.5 mm	3.6 mm	4.2 mm	4.8 mm
not illustrated:				
45° angled up	40-2560.45	40-2561.45	40-2562.45	40-2563.45
90° angled up		40-2561.90	40-2562.90	
Working Length	Fig. 4	Fig. 5		
140 mm	40-2564	40-2565		
	5.3 mm	6.3 mm		
not illustrated:				
45° angled up	40-2564.45	40-2565.45		

Boehler

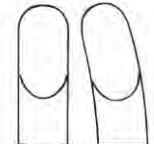


Luer-Stille



A

B



C

D

Boehler

		A	B
15 cm	2 mm	40-0098	40-0099
15 cm	3 mm	40-0100	40-0101
15 cm	4 mm	40-0102	40-0103

Luer-Stille

		C	D
22 cm	10 mm	40-0150	40-0151

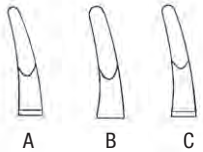
Beyer



Ruskin



Marquardt

**Beyer****A**

18 cm 3 mm 40-0104

18 cm 4 mm 40-0105

Ruskin**B**

19 cm 4 mm 40-0115

19 cm 5 mm 40-0116

19 cm 6 mm 40-0117

Marquardt**C**

20 cm 3 mm 40-0190

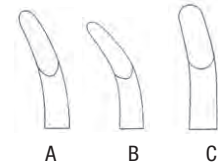
Zaufal-Jansen



Mayfield



Röttgen-Ruskin

**Zaufal-Jansen****A**

18 cm 5 mm 40-0195

Mayfield**B**

18 cm 3 mm 40-0193

18 cm 4 mm 40-0194

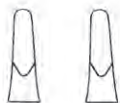
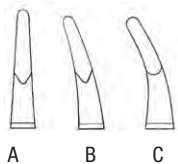
Röttgen-Ruskin**C**

24 cm 5 mm 40-0116.24

24 cm 6 mm 40-0117.24

Smith-Peterson

Leksell



D, slight bent/strong bent

Smith-Peterson

	A	B	C
19 cm 3 mm	40-0180	40-0181	40-0182
23 cm 3 mm	40-0185	40-0186	40-0187
23 cm 4 mm	40-0185.40	40-0186.40	40-0187.40

Leksell

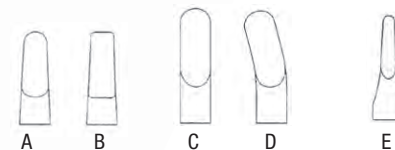
D	slight bent	strong bent
23 cm 3 mm	40-0124	
23 cm 5 mm	40-0126	40-0128
23 cm 8 mm	40-0125	40-0127



Stille

Stille-
Ruskin

Echlin



Stille		A	B
23 cm	6 mm	40-0130	40-0135
Stille-Ruskin		C	D
24 cm	6 mm	40-0119	40-0120
24 cm	8 mm	40-0121	40-0122
Echlin		E	
23 cm	2 mm	40-0140	
23 cm	3 mm	40-0141	
23 cm	4 mm	40-0142	

Dale

Sybert
(Mega-Luer)

A

B

Dale**A**

35 cm	3 mm	40-0155
35 cm	8 mm	40-0155.08

Sybert**B**

35 cm	3 mm	40-0165
35 cm	5 mm	40-0166
35 cm	8 mm	40-0167

Luer-Friedmann**Stellbrink**

Luer-Friedmann
14.5 cm 40-0020

Stellbrink
17 cm 40-0035



Bone Cutting Forceps

Liston

**Liston, angled**

24 cm 40-0207

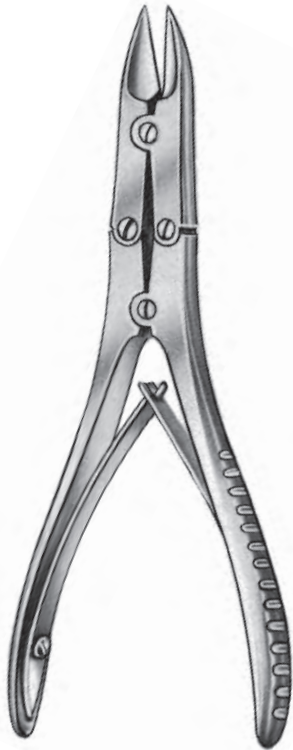
27 cm 40-0208

De Vilbiss

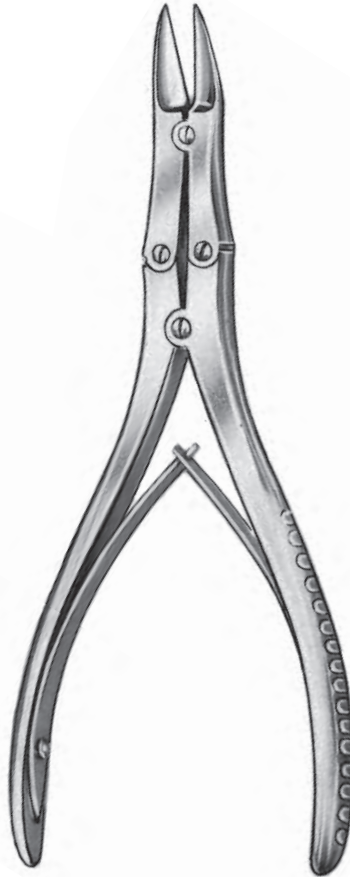
20.5 cm 40-0199

Spare Blade 40-0199.EKDe Vilbiss
Skull Forceps

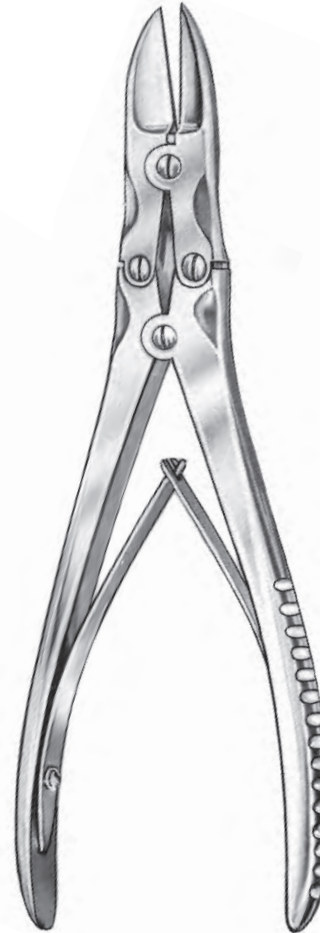
Boehler



Mc Indoe



Ruskin-Liston


Boehler
straight

15 cm 40-0200

curved

15 cm 40-0201

Mc Indoe

18 cm 40-0205

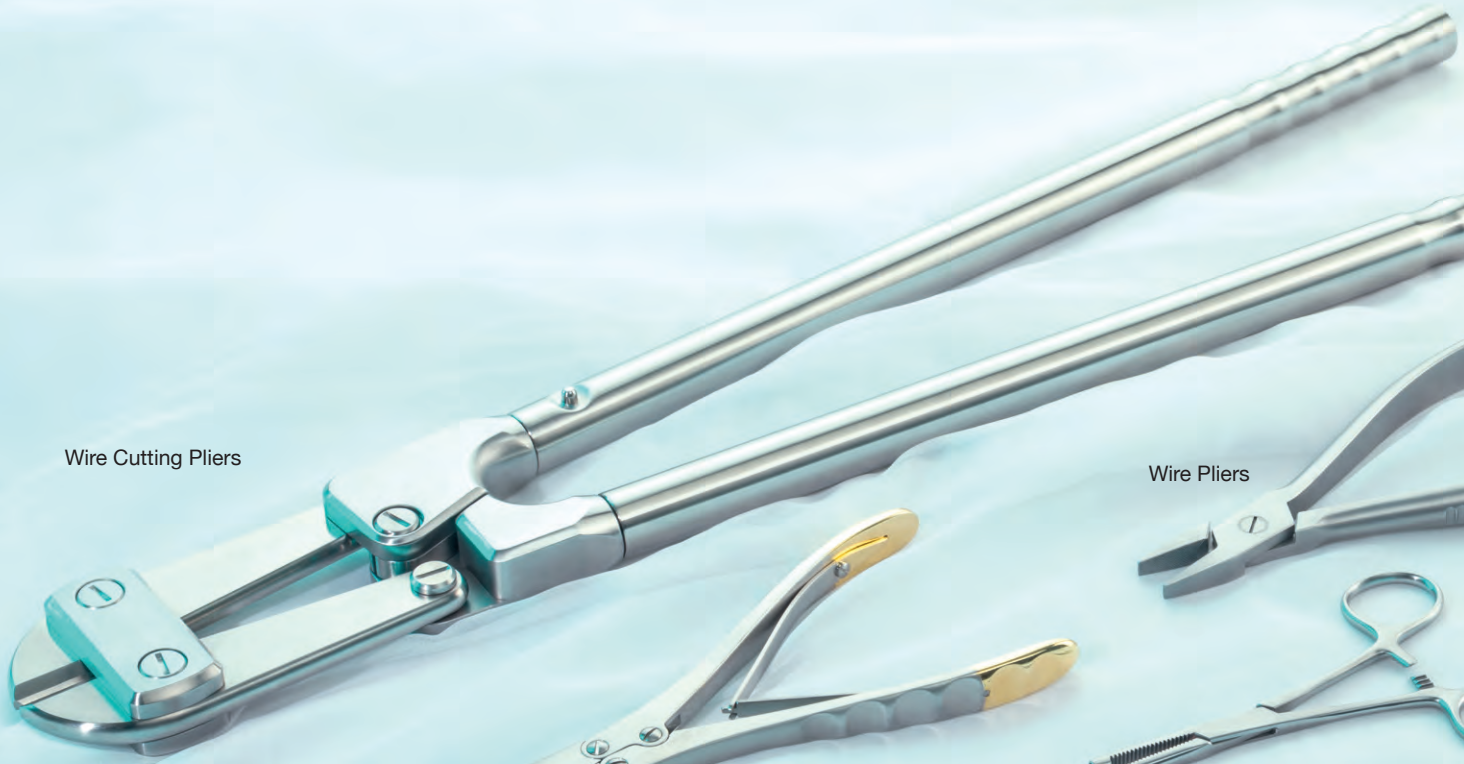
Ruskin-Liston
straight

19 cm 40-0210

curved

19 cm 40-0211

Wire Cutting Pliers



Wire Pliers



Wire-Twister



Wire Holding Forceps



Izzat Wire-Grip






A

Wire Pliers

Fig.	Art.-No.	length mm / "
A	14-0670*	170 / 6 1/2



A

B

C

Wire-Twister

Fig.	Art.-No.	length mm / "	Insert / Tip
A	24-0956	180 / 7	ⓕ 2 mm
B	24-0955	180 / 7	ⓕ 4 mm
C	24-0950*	180 / 7	ⓕ 6 mm

* bold = shown

Wire Holding Forceps

Art.-No.	length mm / "
14-0700*	130 / 5


Wire Cutting Pliers

"removeable handles"

Art.-No.	length mm / "	Wire max. Ø
24-0930*	570 / 22	6,35 mm

Izzat Wire-Grip

Art.-No.	Wire max. Ø
14-0710*	1,3 mm






Maxi Cutter




Wire Bull



Midi Cutter



Wire Plier



Power Cutter



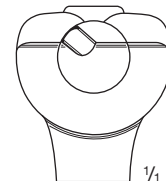
A

1/2

Wire Bull

Fig.	Art.-No.	length mm / "	Wire max. Ø
A	24-0942	250 / 10	3 mm

Plastic inserts hold wire piece after being out



A

1/1

Wire Pliers

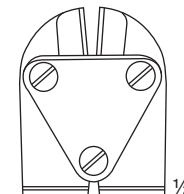
Fig.	Art.-No.	length mm / "
A	14-0675*	160 / 6 1/4

Midi Cutter

Art.-No.	length mm / "	Wire max. Ø
24-0906	180 / 7	1,5 mm
24-0905*	200 / 8	1,5 mm

Maxi Cutter

Art.-No.	length mm / "	Wire max. Ø
24-0910	175 / 7	1,7 mm
24-0920*	220 / 8	2,2 mm



A

1/2

Power Cutter

also recommended for plates

Fig.	Art.-No.	length mm / "	Wire max. Ø
A	24-0940*	230 / 9	3,5 mm

* bold = shown



Retractor and Blades

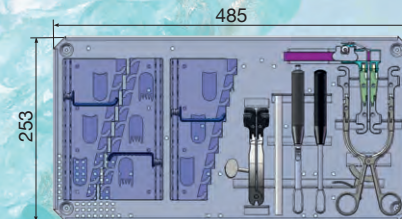
- Easy positionable
- Quick-connect side-loading mechanism
- Easy change of blades during operation with a special introducer handle
- Non-slip Caspar-type fenestrated titanium blades
- Color coded by width of blades (micro 19 mm = green, standard 24 mm =blue)
- Semi-transparency to x-ray
- Blade depths from 25 to 75 mm
- Compact and strong retractor body with anterior titanium hinges
- Lightweight



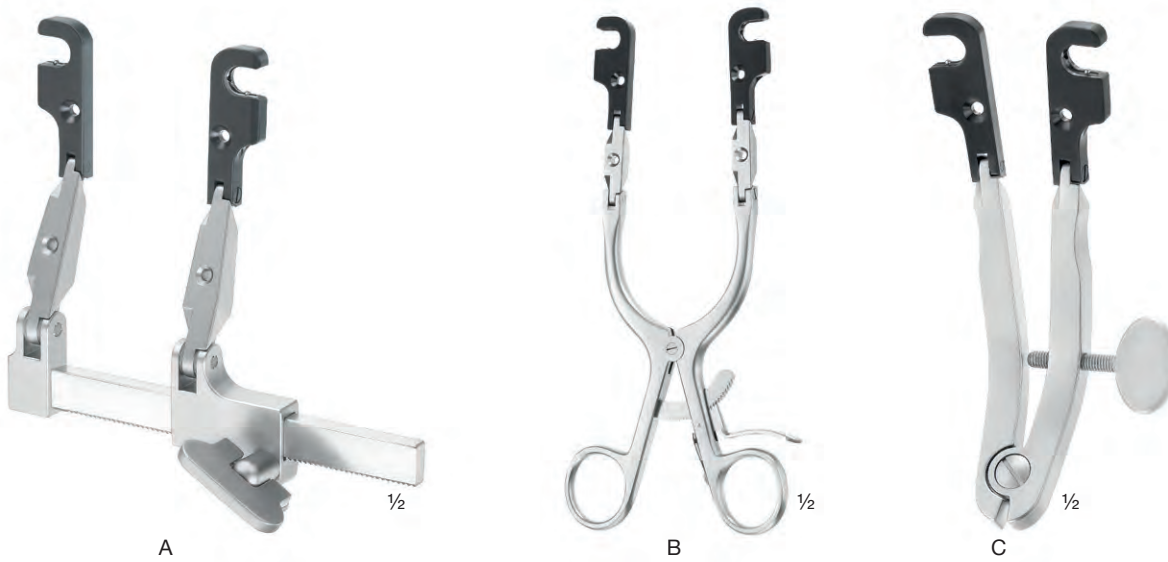


Introducer Handle

- simple, quick and safe change of blades
- also usable as hand-held retractor
- snap mechanism with secure grip
- straight-flush irrigation
- compatible with most traditional ball-snap closure systems



29-3608



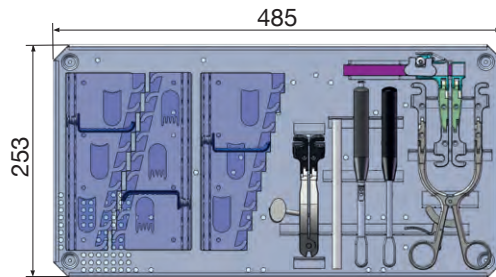
Cervical Retractor System

quick connect

Fig.	Art.-No.	description
A	29-3610.01	Transversal Basic Cervical Retractor 2-hinged, anterior titanium hinges
B	29-3612.01	Longitudinal Basic Counter Retractor 2-hinged, anterior titanium hinges
C	29-3614.01	Longitudinal Counter Retractor, Speculum, anterior titanium hinges

Cervical Retractor Set, complete in tray with lid

quick connect, with 24 mm blades



29-3608	consisting of		
Art.-No.	qty.	Art.-No.	qty.
29-3610.01	1	29-3628.40	1
29-3612.01	1	29-3628.45	1
29-3614.01	1	29-3628.50	1
29-3615.01	1	29-3628.55	1
29-3615.FL	1	29-3628.60	1
29-3609	1	29-3628.65	1
29-3627.30	1	29-3628.70	1
29-3627.35	1	29-3629.35	1
29-3627.40	1	29-3629.40	1
29-3627.45	1	29-3629.45	1
29-3627.50	1	29-3629.50	1
29-3627.55	1	29-3629.55	1
29-3627.60	1	29-3629.60	1
29-3627.65	1	29-3629.65	1
29-3627.70	1	29-3629.70	1
29-3628.30	1	29-3629.75	1
29-3628.35	1	77-7284	1

Tray


for SpineControl™ Cervical System

Art.-No.	description
77-7284	1/1 Type, with lid, 485 x 253 x 30 mm, perforated stainless steel

Introducer Handle for Blades

Can also be used as a hand-held retractor

Fig.	Art.-No.	description
A	29-3615.01	black PPSU handle, 195 mm / 7 ½"
B	29-3615.FL	black PPSU handle, 195 mm / 7 ½" Luer-Lock straight-flush irrigation and locking mechanism, with Luer-Lock seal cap, silicone



Depth Gauge, Peek nature

to determine the appropriate blade length

Fig.	Art.-No.	description
C	29-3609	160 mm, measuring range 100 mm

Instructions for our new introducer handle with cannulation and snap mechanism

1. Introduce and position the blades with the handle into the incision.



2. Catch and snap-in the blade with one anterior hinge of the retractor without removing retractor.



3. Once the blade is properly placed in the retractor the handle can be removed if desired.





Medial/Lateral Blades

toothed blades, Titanium,
quick connect, green, 19 mm width

Fig.	Art.-No.	length mm
A	29-3625.25	25
A	29-3625.30	30
A	29-3625.35	35
A	29-3625.40	40
A	29-3625.45	45
A	29-3625.50	50
A	29-3625.55	55
A	29-3625.60	60
A	29-3625.65	65
A	29-3625.70	70
A	29-3625.75	75

Blunt Blades

longitudinal, Titanium,
quick connect, green, 19 mm width

Fig.	Art.-No.	length mm
B	29-3626.25	25
B	29-3626.30	30
B	29-3626.35	35
B	29-3626.40	40
B	29-3626.45	45
B	29-3626.50	50
B	29-3626.55	55
B	29-3626.60	60
B	29-3626.65	65
B	29-3626.70	70
B	29-3626.75	75

Lateral Blades

short teeth, Titanium,
quick connect, blue, 24 mm width




Fig.	Art.-No.	length mm
C	29-3627.25	25
C	29-3627.30	30
C	29-3627.35	35
C	29-3627.40	40
C	29-3627.45	45
C	29-3627.50	50
C	29-3627.55	55
C	29-3627.60	60
C	29-3627.65	65
C	29-3627.70	70
C	29-3627.75	75

Medial Blades

long teeth, Titanium,
quick connect, blue, 24 mm width

Fig.	Art.-No.	length mm
D	29-3628.25	25
D	29-3628.30	30
D	29-3628.35	35
D	29-3628.40	40
D	29-3628.45	45
D	29-3628.50	50
D	29-3628.55	55
D	29-3628.60	60
D	29-3628.65	65
D	29-3628.70	70
D	29-3628.75	75


Blunt Blades

longitudinal, Titanium,
quick connect, blue, 24 mm width

Fig.	Art.-No.	length mm
E	29-3629.25	25
E	29-3629.30	30
E	29-3629.35	35
E	29-3629.40	40
E	29-3629.45	45
E	29-3629.50	50
E	29-3629.55	55
E	29-3629.60	60
E	29-3629.65	65
E	29-3629.70	70
E	29-3629.75	75

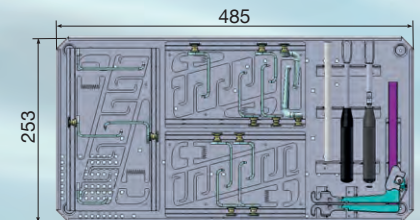
**Retractor and Blades**

- Easy positionable
- Quick-connect side-loading mechanism
- Easy change of blades during operation with a special introducer handle
- Non-slip fenestrated titanium blades
- Semi-transparency to x-ray
- Choice of 20 mm blades for monosegmental access, 40 mm for bisegmental access and 60 mm for multisegmental access
- Compact and strong retractor body with anterior titanium hinges
- Lightweight



Introducer Handle

- simple, quick and safe change of blades
- also usable as hand-held retractor
- snap mechanism with secure grip
- straight-flush irrigation
- compatible with most traditional ball-snap closure systems



29-3604 Description see next page

Lumbar Retractor System

quick connect


Fig.	Art.-No.	description
A	29-3605	Transversal Lumbar Retractor, hinged, anterior titanium hinges



Introducer handle for blades

Can also be used as a hand-held retractor


Fig.	Art.-No.	description
B	29-3615.01	black PPSU handle, 195 mm / 7 1/2"
C	29-3615.FL	black PPSU handle, 195 mm / 7 1/2" Luer-Lock and locking mechanism, with Luer-Lock seal cap, silicone

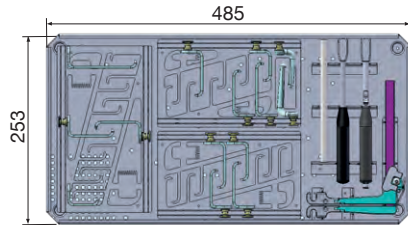


Depth Gauge, Peek nature

to determine the appropriate blade length

Fig.	Art.-No.	description
D	29-3609	160 mm, measuring range 100 mm

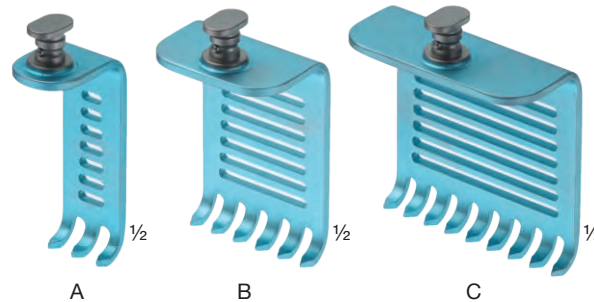




Lumbar Retractor Set complete in tray with lid

quick connect

29-3604 Art.-No.	consisting of qty.	Art.-No.	qty.
29-3605	1	29-3651.65	2
29-3615.FL	1	29-3651.75	2
29-3615.01	1	29-3652.35	2
29-3609	1	29-3652.40	2
29-3650.35	2	29-3652.45	2
29-3650.40	2	29-3652.55	2
29-3650.45	2	29-3652.65	2
29-3650.55	2	29-3652.75	2
29-3650.65	2	29-3652.85	2
29-3651.35	2	29-3655.01	1
29-3651.40	2	29-3655.02	1
29-3651.45	2	77-7286	1
29-3651.55	2		



Lumbar Blades

20 mm width, Titanium, quick-connect

Fig.	Art.-No.	length mm
A	29-3650.35	35
A	29-3650.40	40
A	29-3650.45	45
A	29-3650.55	55
A	29-3650.65	65

40 mm width, Titanium, quick-connect

Fig.	Art.-No.	length mm
B	29-3651.35	35
B	29-3651.40	40
B	29-3651.45	45
B	29-3651.55	55
B	29-3651.65	65
B	29-3651.75	75

Tray

for SpineControl™ Lumbar System

Art.-No.	description
77-7286	1/1 Type, with lid, 485 x 253 x 70 mm, perforated stainless steel



Hemi-Laminectomy Hook

Titanium, quick-connect, blue

Art.-No.	description
29-3655.01	small
29-3655.02	large




Transversal Basic Cervical Retractor

hinged

Fig.	Art.-No.	description	
A	29-3001	Stainless Steel, 65 mm regular spread	●
	29-3001L	Stainless Steel, 110 mm wide spread	●

double-hinged

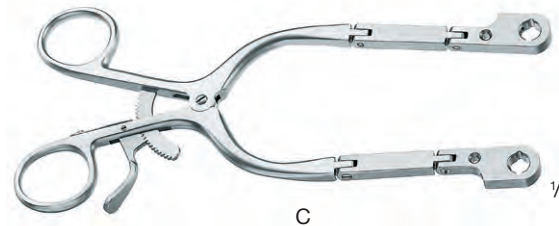
Fig.	Art.-No.	description	
B	29-3109	Stainless Steel, 65 mm spread	●



Longitudinal Basic Counter Retractor

double-hinged, ring handle, 205 mm

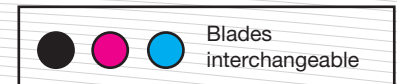

Fig.	Art.-No.	description	
C	29-3100	Stainless Steel, 85 mm spread	●



Longitudinal Counter Retractor Speculum

single-hinged, 115 mm

Fig.	Art.-No.	description	
D	29-3011	Stainless Steel, 70 mm regular spread	●



Medial Toothed Blades

Stainless Steel, 23 mm width





Fig.	Art.-No.	length mm
A	29-3002.35	35
A	29-3002.40	40
A	29-3002.45	45
A	29-3002.50	50
A	29-3002.55	55
A	29-3002.60	60
A	29-3002.65	65
A	29-3002.70	70

Lateral Serrated Blades

Stainless Steel, 23 mm width

Fig.	Art.-No.	length mm
B	29-3003.40	40
B	29-3003.45	45
B	29-3003.50	50
B	29-3003.55	55
B	29-3003.60	60
B	29-3003.65	65
B	29-3003.70	70



Small Lateral Blades

Stainless Steel, 15 mm width

Fig.	Art.-No.	length mm
C	29-3004.40	40
C	29-3004.45	45
C	29-3004.50	50
C	29-3004.55	55
C	29-3004.60	60

Blunt Blades

Stainless Steel, 23 mm width

Fig.	Art.-No.	length mm
D	29-3012.35	35
D	29-3012.40	40
D	29-3012.45	45
D	29-3012.50	50
D	29-3012.55	55
D	29-3012.60	60
D	29-3012.65	65
D	29-3012.70	70
D	29-3012.75	75

Cervical Blades

Stainless Steel – fenestrated, 25 mm width

Fig.	Art.-No.	length mm
E	29-3014.50	50
E	29-3014.60	60

Caspar-type Cervial System Retractor

Stainless Steel, complete set for transverse retraction, 65 mm spread, adjustable with 5 medial and 5 lateral stainless steel blades

29-3000 Art.-No.	consisting of qty.	Art.-No.	qty.	Art.-No.	qty.	Art.-No.	qty.
29-3001	1	29-3002.50	1	29-3003.40	1	29-3003.55	1
29-3002.40	1	29-3002.55	1	29-3003.45	1	29-3003.60	1
29-3002.45	1	29-3002.60	1	29-3003.50	1		



Transversal Basic Cervical Retractor

hinged


Fig.	Art.-No.	description	
A	29-3001.TI	Titanium, 65 mm spread	●



Longitudinal Counter Retractor Speculum

single-hinged, 115 mm

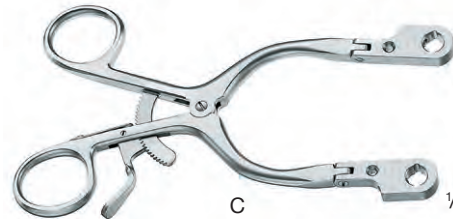
Fig.	Art.-No.	description	
B	29-3011.TI	Titanium, 70 mm spread	●



Longitudinal Basic Counter Retractor

single-hinged, ring handle, 175 mm

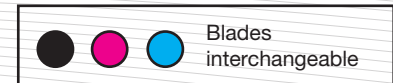

Fig.	Art.-No.	description	
C	29-3013.TI	Titanium, 70 mm spread	●



Blade Changing Forceps

not suitable for quick connect blades

Fig.	Art.-No.	description	
D	10-8000	115 mm	● ● ●



Medial Toothed Blades

● Titanium, 20 mm width

Fig.	Art.-No.	length mm
A	29-3005.40	40
A	29-3005.45	45
A	29-3005.50	50
A	29-3005.55	55
A	29-3005.60	60
A	29-3005.65	65
A	29-3005.70	70
A	29-3005.75	75



● Titanium – fenestrated, 20 mm width

Fig.	Art.-No.	length mm
D	29-3016.35	35
D	29-3016.40	40
D	29-3016.45	45
D	29-3016.50	50
D	29-3016.55	55
D	29-3016.60	60
D	29-3016.65	65
D	29-3016.70	70



Lateral Serrated Blades

● Titanium, 20 mm width

Fig.	Art.-No.	length mm
B	29-3006.25	25
B	29-3006.30	30
B	29-3006.35	35
B	29-3006.40	40
B	29-3006.45	45
B	29-3006.50	50
B	29-3006.55	55
B	29-3006.60	60
B	29-3006.65	65
B	29-3006.70	70
B	29-3006.75	75



● Titanium – fenestrated, 20 mm width

Fig.	Art.-No.	length mm
E	29-3017.25	25
E	29-3017.30	30
E	29-3017.35	35
E	29-3017.40	40
E	29-3017.45	45
E	29-3017.50	50
E	29-3017.55	55
E	29-3017.60	60
E	29-3017.65	65
E	29-3017.70	70



Blunt Blades

● Titanium, 20 mm width

Fig.	Art.-No.	length mm
C	29-3015.30	30
C	29-3015.35	35
C	29-3015.40	40
C	29-3015.45	45
C	29-3015.50	50
C	29-3015.55	55
C	29-3015.60	60
C	29-3015.65	65
C	29-3015.70	70
C	29-3015.75	75



● Titanium – fenestrated, 20 mm width

Fig.	Art.-No.	length mm
F	29-3018.35	35
F	29-3018.40	40
F	29-3018.45	45
F	29-3018.50	50
F	29-3018.55	55
F	29-3018.60	60
F	29-3018.65	65
F	29-3018.70	70
F	29-3018.75	75



Caspar-type Cervical System Retractor

Titanium, complete set for transverse retraction, 65 mm spread, adjustable with 5 medial and 5 lateral titanium blades

29-3000.TI consisting of							
Art.-No.	qty.	Art.-No.	qty.	Art.-No.	qty.	Art.-No.	qty.
29-3001.TI	1	29-3005.50	1	29-3006.40	1	29-3006.55	1
29-3005.40	1	29-3005.55	1	29-3006.45	1	29-3006.60	1
29-3005.45	1	29-3005.60	1	29-3006.50	1		



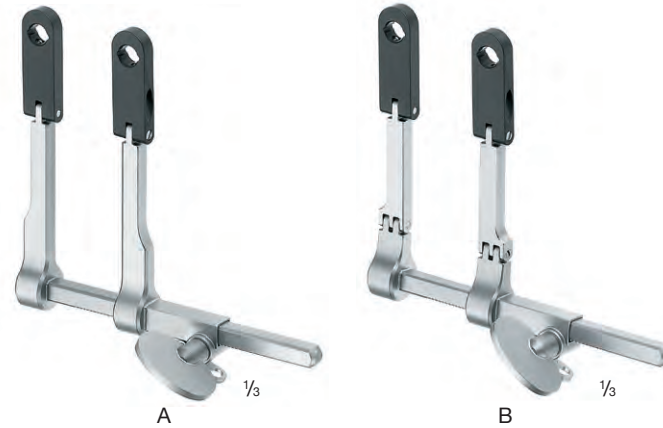
Transversal Basic Cervical Retractor

hinged

Fig. A **Art.-No.** 29-3001.PK **description** PEEK/Stainless Steel, 60 mm spread

double-hinged

Fig. B **Art.-No.** 29-3109.PK **description** PEEK/Stainless Steel, 65 mm spread



Longitudinal Basic Counter Retractor

single-hinged, ring handle, 175 mm

Fig. C **Art.-No.** 29-3013.PK **description** PEEK/Stainless Steel, 70 mm spread

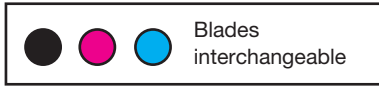
double-hinged, ring handle, 205 mm

Fig. D **Art.-No.** 29-3100.PK **description** PEEK/Stainless Steel, 70 mm spread

single-hinged, 115 mm

Fig. E **Art.-No.** 29-3011.PK **description** PEEK/Stainless Steel, 70 mm spread





Small Lateral Serrated Blades

PEEK, 12 mm width

Fig.	Art.-No.	length mm
A	29-3029.40	40
A	29-3029.45	45
A	29-3029.50	50
A	29-3029.55	55



Medial Toothed Blades

PEEK, 23 mm width

Fig.	Art.-No.	length mm
B	29-3032.40	40
B	29-3032.45	45
B	29-3032.50	50
B	29-3032.55	55
B	29-3032.60	60
B	29-3032.65	65
B	29-3032.75	75



Lateral Serrated Blades

PEEK, 23 mm width

Fig.	Art.-No.	length mm
C	29-3030.40	40
C	29-3030.45	45
C	29-3030.50	50
C	29-3030.55	55
C	29-3030.60	60
C	29-3030.65	65
C	29-3030.75	75



Blunt Blades

PEEK, 23 mm width

Fig.	Art.-No.	length mm
D	29-3033.40	40
D	29-3033.45	45
D	29-3033.50	50
D	29-3033.55	55
D	29-3033.60	60
D	29-3033.65	65
D	29-3033.75	75



PEEK – rotating, 23 mm width

Fig.	Art.-No.	length mm
E	29-3031.40	40
E	29-3031.45	45
E	29-3031.50	50
E	29-3031.55	55
E	29-3031.60	60
E	29-3031.65	65
E	29-3031.75	75



PEEK – rotating, 23 mm width

Fig.	Art.-No.	length mm
F	29-3034.40	40
F	29-3034.45	45
F	29-3034.50	50
F	29-3034.55	55
F	29-3034.60	60
F	29-3034.65	65
F	29-3034.75	75



Blade Positioner


PEEK – Handle

Fig.	Art.-No.	length mm
G	29-3615.PK	200




Microdiscectomy Retractor System








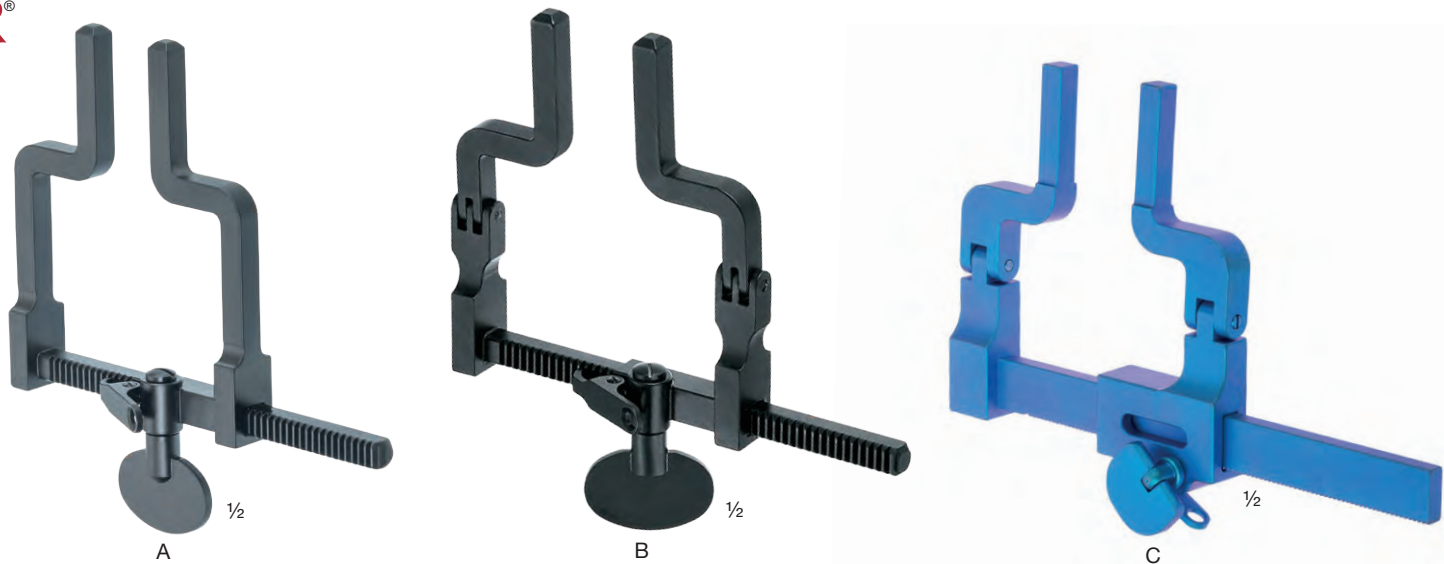
Microdiscectomy Retractor System (Titanium)







Microdissectomy Retractor System, McCulloch



Microdissectomy Retractor McCulloch

rigid, black coated

Fig.	Art.-No.	max. spread mm
A	29-3701	70
A	29-3700	90

hinged, black coated

Fig.	Art.-No.	max. spread mm
B	29-3702	70
B	29-3702.90	90
B	29-3703	150

hinged, Titanium

Fig.	Art.-No.	max. spread mm
C	29-3704.TI	110



A

1/6

Microdissectomy retractor set Titanium

Fig.	Art.-No.	qty.	consisting of Art.-No.	qty.
A	29-3704.TI	1	29-3707.30TI	1
A	29-3706.40TI	2	29-3707.40TI	1
A	29-3706.50TI	2	29-3707.50TI	1
A	29-3706.60TI	2	29-3707.60TI	1
A	29-3706.70TI	2	29-3708.30TI	1
A	29-3705.40TI	2	29-3708.40TI	1
A	29-3705.50TI	2	29-3708.50TI	1
A	29-3705.60TI	2	29-3708.60TI	1
A	29-3705.70TI	2	29-3720	1



B

1/6

Tray

for 1 Retractor and 24 blades

Fig.	Art.-No.	size mm
B	29-3720	265 x 265

for 1 Retractor and 24 blades and 4 long blades 180 mm

Art.-No.	size mm
29-3720.L	265 x 265

Container

suitable for tray 29-3720 or 29-3720.L

Art.-No.	size mm
29-3721	285 x 285 x 55 without illustration



Narrow Muscle Blades

black coated, 4-teeth, 20 mm width

Fig.	Art.-No.	length mm
A	29-3705.30	30
A	29-3705.40	40
A	29-3705.50	50
A	29-3705.60	60
A	29-3705.70	70
A	29-3705.80	80
A	29-3705.90	90
A	29-3705.100	100
A	29-3705.110	110
A	29-3705.120	120
A	29-3705.180	180

Wide Muscle Blades

black coated, 6-teeth, 27 mm width

Fig.	Art.-No.	length mm
B	29-3706.30	30
B	29-3706.40	40
B	29-3706.50	50
B	29-3706.60	60
B	29-3706.70	70
B	29-3706.80	80
B	29-3706.90	90
B	29-3706.100	100
B	29-3706.110	110
B	29-3706.120	120
B	29-3706.180	180

Hook Blades

black coated

Fig.	Art.-No.	length mm
C	29-3707.20	20
C	29-3707.30	30
C	29-3707.40	40
C	29-3707.50	50
C	29-3707.60	60
C	29-3707.70	70
C	29-3707.80	80
C	29-3707.90	90
C	29-3707.100	100
C	29-3707.180	180

Hook Blades

black coated, multiple-toothed

Fig.	Art.-No.	length mm
D	29-3708.20	20
D	29-3708.30	30
D	29-3708.40	40
D	29-3708.50	50
D	29-3708.60	60
D	29-3708.70	70
D	29-3708.80	80
D	29-3708.90	90
D	29-3708.100	100
D	29-3708.180	180

Cervical Blades

black coated, 2-teeth, 20 mm width

Fig.	Art.-No.	length mm
E	29-3709.40	40
E	29-3709.50	50
E	29-3709.60	60
E	29-3709.70	70

Thin Muscle Blades



black coated, 2-teeth, 17 mm width

Fig.	Art.-No.	length mm
F	29-3710.30	30
F	29-3710.40	40
F	29-3710.50	50
F	29-3710.60	60
F	29-3710.70	70
F	29-3710.80	80
F	29-3710.90	90

Extra Thin Muscle Blades

black coated, 3-teeth, 10 mm width

Fig.	Art.-No.	length mm
G	29-3711.30	30
G	29-3711.40	40
G	29-3711.50	50
G	29-3711.60	60
G	29-3711.70	70
G	29-3711.80	80



Narrow Muscle Blades

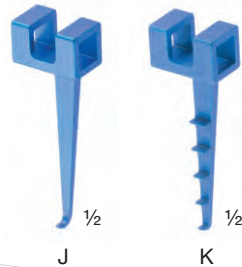

Titanium, 4-teeth, 20 mm width

Fig.	Art.-No.	length mm
H	29-3705.30TI	30
H	29-3705.40TI	40
H	29-3705.50TI	50
H	29-3705.60TI	60
H	29-3705.70TI	70
H	29-3705.80TI	80

Wide Muscle Blades

Titanium, 4-teeth, 27 mm width

Fig.	Art.-No.	length mm
I	29-3706.30TI	30
I	29-3706.40TI	40
I	29-3706.50TI	50
I	29-3706.60TI	60
I	29-3706.70TI	70
I	29-3706.80TI	80



Hook Blades

Titanium

Fig.	Art.-No.	length mm
J	29-3707.20TI	20
J	29-3707.30TI	30
J	29-3707.40TI	40
J	29-3707.50TI	50
J	29-3707.60TI	60
J	29-3707.70TI	70

Hook Blades

Titanium, multiple-toothed

Fig.	Art.-No.	length mm
K	29-3708.20TI	20
K	29-3708.30TI	30
K	29-3708.40TI	40
K	29-3708.50TI	50
K	29-3708.60TI	60
K	29-3708.70TI	70



Paraspinal

Lateral



Caspar-type Microdiscectomy Retractor
for microsurgical treatment of herniated lumbar discs
stainless steel, 45 mm spread

29-3520 Frame only, hinged, ends black,
29-3520K Frame only, hinged, completely black

**Lateral Blades**

29-3522 – 35 mm
29-3524 – 40 mm
29-3526 – 45 mm
29-3528 – 50 mm
29-3530 – 55 mm
29-3532 – 60 mm
29-3534 – 65 mm
29-3538 – 75 mm
29-3542 – 85 mm

**Paraspinal Blades**

29-3521 – 40 mm
29-3523 – 45 mm
29-3525 – 50 mm
29-3527 – 55 mm
29-3529 – 60 mm
29-3531 – 65 mm
29-3533 – 70 mm

**Lumbar Speculum fenestrated**

29-3500 – 40 mm
29-3502 – 45 mm
29-3504 – 50 mm
29-3506 – 55 mm
29-3508 – 60 mm
29-3510 – 65 mm
29-3512 – 75 mm
29-3514 – 85 mm

Vertebral Column Retractor System



29-3550.DR

29-3550.SP

29-3550 Caspar-type Vertebral Column Retractor
for Laminectomy and Hemilaminectomy (Lumbar, Thoracic, Cervical), stainless steel, complete set, 145 mm spread, 125 mm arms, consisting of:
29-3550.SP, 29-3550.DR, 29-3552, 29-3381, 29-3382, 29-3383, 29-3384, 29-3385

29-3550.SP - Frame only, 145mm spread, hinged
includes 29-3550.DR – Screw Driver for spreading bar

29-3552 – 38 mm
29-3551 – 58 mm29-3380 – 22 x 32 mm
29-3381 – 22 x 37 mm
29-3382 – 22 x 43 mm
29-3383 – 22 x 47 mm
29-3384 – 22 x 52 mm
29-3385 – 22 x 57 mm
29-3386 – 22 x 62 mm
29-3387 – 22 x 67 mm29-3360 – 37 x 32 mm
29-3361 – 37 x 37 mm
29-3362 – 37 x 43 mm
29-3363 – 37 x 47 mm
29-3364 – 37 x 52 mm
29-3365 – 37 x 57 mm
29-3366 – 37 x 62 mm
29-3367 – 37 x 67 mm29-3370 – 52 x 32 mm
29-3371 – 52 x 37 mm
29-3372 – 52 x 43 mm
29-3373 – 52 x 47 mm
29-3374 – 52 x 52 mm
29-3375 – 52 x 57 mm
29-3376 – 52 x 62 mm
29-3377 – 52 x 67 mm



Vertebral Body Distractor for Anterior Cervical Fusion




Caspar-type

29-3131 Distractor only for use in surgical procedures from the left approach for C5 through T1 (T2) and from the right approach for the upper cervical spine

29-3131L Distractor as above but with elongated toothed bar for multilevel (more than 2) distraction

29-3132
Drill Guide

29-3135
Screw Driver



Distraction Pin	A/B
29-3134.12	66/12 mm
29-3134.14	68/14 mm
29-3134.16	70/16 mm
29-3134.18	72/18 mm

29-3133
Twist Drill



Caspar-type


29-3141 Distractor only for use in surgical procedures from the right approach for C5 through T1 (T2) and from the left approach for the upper cervical spine

29-3141L Distractor as above but with elongated toothed bar for multilevel (more than 2) distraction



29-3142
Drill Guide

29-3135
Screw Driver



Distraction Pin	A/B
29-3134.12	66/12 mm
29-3134.14	68/14 mm
29-3134.16	70/16 mm
29-3134.18	72/18 mm

29-3133
Twist Drill



Cloward-type

Vertebra Spreaders

29-3200 13 cm, 18 mm spread



one pointed tip

29-3201 7 cm arm, 80 mm spread



three pointed tips

29-3202 8.5 cm arm, 70 mm spread

29-3203 10 cm arm, 70 mm spread

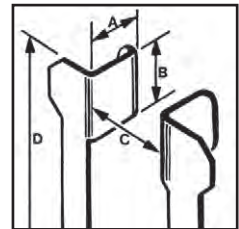
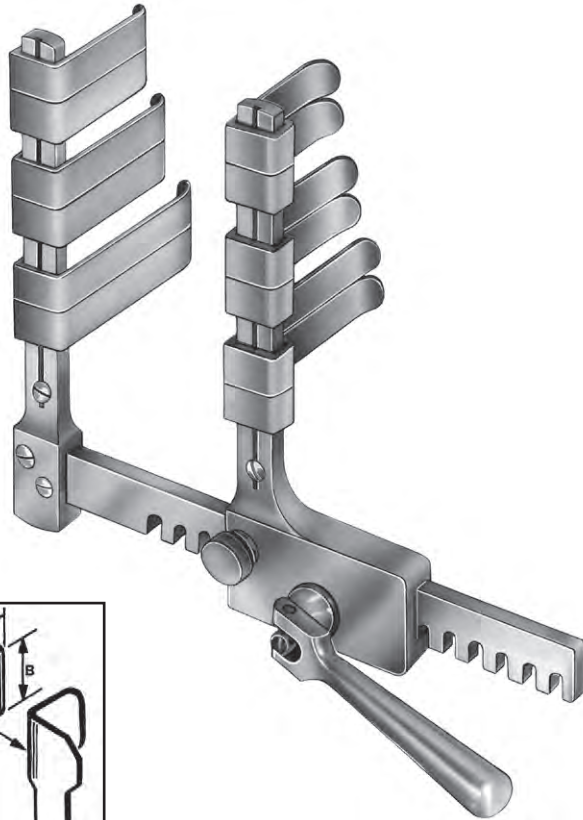


Inge

Lamina Spreaders

29-3210 16.5 cm

29-3212 28 cm



Art.-No.	A	B	C	D
29-3400			110 mm	132 mm
	with 3 x 2 pairs of movable blunt blades			
29-3400.40V	40 mm	12 mm		
29-3400.50V	50 mm	12 mm		
29-3400.65V	65 mm	12 mm		


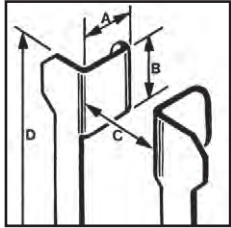


Badgley

	A	B	C	D
29-3410	48 mm	45 mm	170 mm	110 mm



Optional blades



Scoville-Haverfield

	A	B	C	D
29-3160	63 mm	26 mm	140 mm	140 mm
	50 mm	5 mm		

with 1 each blade 29-3165.50 and 29-3162.51

Frame only, hinged:

29-3161	-	-	140 mm	140 mm
----------------	---	---	--------	--------

3-prongs:

29-3163.50 44 mm x 38 mm

4-prongs:

29-3163.60 41 mm x 38 mm
 29-3163.75 66 mm x 48 mm
 29-3164.50 48 mm x 51 mm
 29-3164.60 63 mm x 63 mm
 29-3164.75 82 mm x 58 mm

Toothed:

29-3165.50 63 mm x 26 mm
 29-3165.60 66 mm x 30 mm
 29-3165.75 89 mm x 26 mm
 29-3166.50 51 mm x 51 mm
 29-3166.60 63 mm x 51 mm
 29-3166.75 76 mm x 51 mm

Hook-shaped, blunt:

29-3162.51 50 mm x 5 mm
 29-3162.76 75 mm x 5 mm



Cloward-type

with ball snap closure, 25.5 cm

29-3120

Cervical Retractor complete consisting of:
29-3121, 29-3121.40, 29-3121.45,
29-3121.50, 29-3121.55, 29-3121.60

29-3121 Retractor Body 25.5 cm, 110 mm spread
(without blades)

Exchangeable blades



29-3121.40	15 x 40 mm, serrated
29-3121.45	15 x 45 mm, serrated
29-3121.50	15 x 50 mm, serrated
29-3121.55	15 x 55 mm, serrated
29-3121.60	15 x 60 mm, serrated



29-3122.40	15 x 40 mm, blunt
29-3122.45	15 x 45 mm, blunt
29-3122.50	15 x 50 mm, blunt
29-3122.55	15 x 55 mm, blunt
29-3122.60	15 x 60 mm, blunt

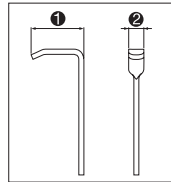


Microdiscectomy Retractors

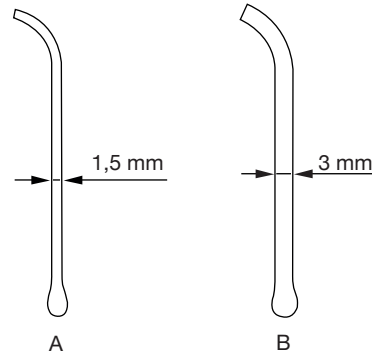


Left hand

Right hand



- ① first number
= depth/length
- ② second number
= width



Williams

Right hand, length 170 mm

Fig.	Art.-No.	width 10 mm	width 20 mm
A	29-3250R.15	50 x 10	
A	29-3252R.15	60 x 10	
A	29-3254R.15	70 x 10	
A	29-3251R.15		50 x 20
A	29-3253R.15		60 x 20
A	29-3255R.15		70 x 20
B	29-3250R	50 x 10	
B	29-3252R	60 x 10	
B	29-3254R	70 x 10	
B	29-3251R		50 x 20
B	29-3253R		60 x 20
B	29-3255R		70 x 20

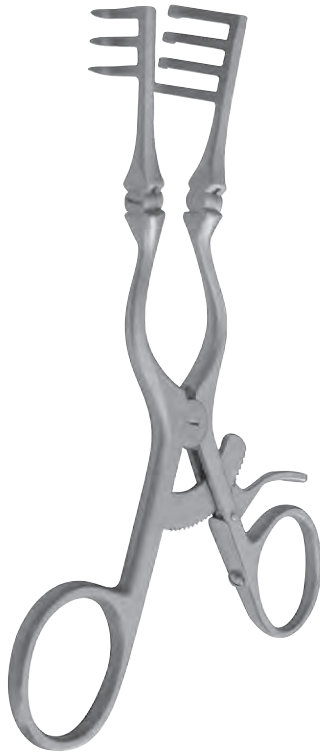
Left hand, length 170 mm

Fig.	Art.-No.	width 10 mm	width 20 mm
A	29-3250L.15	50 x 10	
A	29-3252L.15	60 x 10	
A	29-3254L.15	70 x 10	
A	29-3251L.15		50 x 20
A	29-3253L.15		60 x 20
A	29-3255L.15		70 x 20
B	29-3250L	50 x 10	
B	29-3252L	60 x 10	
B	29-3254L	70 x 10	
B	29-3251L		50 x 20
B	29-3253L		60 x 20
B	29-3255L		70 x 20

For microsurgical treatment of herniated discs.



Self-Retaining Retractors



Cone

30-0640	14 cm, 18 mm	3 x 4 prongs sharp
30-0642	16 cm, 18 mm	3 x 4 prongs sharp
30-0644	20 cm, 20 mm	3 x 4 prongs sharp
30-0648	24 cm, 27 mm	3 x 4 prongs sharp
30-0641	14 cm, 18 mm	3 x 4 prongs blunt
30-0643	16 cm, 18 mm	3 x 4 prongs blunt
30-0645	20 cm, 20 mm	3 x 4 prongs blunt
30-0649	24 cm, 27 mm	3 x 4 prongs blunt



Markham-Meyerding

Hemilaminectomy Retractor

30-0631 18 cm, 50 x 25 mm left



30-0630 18 cm, 50 x 25 mm right



Mini-Weitlaner

30-0590	11 cm, 16 mm	2 x 3 prongs sharp
30-0592	11 cm, 16 mm	2 x 3 prongs blunt



Weitlaner

30-0600	13 cm, 18 mm	3 x 4 prongs sharp
30-0605	16 cm, 18 mm	3 x 4 prongs sharp
30-0610	20 cm, 21 mm	3 x 4 prongs sharp
30-0615	25 cm, 27 mm	3 x 4 prongs sharp
30-0602	13 cm, 18 mm	3 x 4 prongs blunt
30-0607	16 cm, 18 mm	3 x 4 prongs blunt
30-0612	20 cm, 21 mm	3 x 4 prongs blunt
30-0617	25 cm, 27 mm	3 x 4 prongs blunt



Anderson-Adson

Cerebellar Retractor

30-0635	20 cm	4 x 4 prongs sharp
---------	-------	--------------------



Self-Retaining Retractors



Weitlaner

30-0620	26 cm, 27 mm	5 x 6 prongs sharp
30-0622	26 cm, 27 mm	5 x 6 prongs blunt



Hemilaminectomy

30-0760	29 cm, 42 mm	6 x 6 prongs sharp
30-0761	29 cm, 42 mm	6 x 6 prongs blunt



Right blade 42 mm, left blade 22 mm deep		
30-0762	29 cm, 22/42 mm	6 x 6 prongs sharp
30-0763	29 cm, 22/42 mm	6 x 6 prongs blunt

Right blade 22 mm, left blade 42 mm deep		
30-0764	29 cm, 22/42 mm	6 x 6 prongs sharp
30-0765	29 cm, 22/42 mm	6 x 6 prongs blunt




Scalp Contour

30-0770	14 cm, 18 mm	1 x 1 prongs blunt
30-0772	14 cm, 18 mm	3 x 3 prongs blunt
30-0774	14 cm, 18 mm	3 x 4 prongs sharp
30-0775	14 cm, 18 mm	3 x 4 prongs blunt



Beckmann-Adson

30-0665	31 cm, 25 mm	4 x 4 prongs sharp
30-0667	31 cm, 37 mm	4 x 4 prongs sharp
30-0670	31 cm, 48 mm	4 x 4 prongs sharp
30-0666	31 cm, 25 mm	4 x 4 prongs blunt
30-0668	31 cm, 37 mm	4 x 4 prongs blunt
30-0671	31 cm, 48 mm	4 x 4 prongs blunt



Beckmann-Eaton

30-0662	32 cm, 50 mm	7 x 7 prongs sharp
---------	--------------	--------------------



Miskimon

30-0820	22 cm, 35 mm	7 x 7 prongs sharp
30-0822	22 cm, 35 mm	7 x 7 prongs blunt



Adson

30-0651	19 cm, 23 mm	4 x 4 prongs sharp
30-0652	19 cm, 23 mm	4 x 4 prongs blunt



30-0653	19 cm, 23 mm	4 x 4 prongs sharp
---------	--------------	--------------------




Norfolk & Norwich
Hemilaminectomy Retractor

30-0636 22 cm, 50 mm 4 x 5 prongs blunt



Gelpi
Skin Retractor

30-0791 18.5 cm



Tissue Forceps
41-3155 14 cm



Spreader for specula
29-4220 21 cm



Screw Driver
29-4215



Spreader for specula
29-4221




Cushing-Landolt

Specula	
29-4200	70 x 15 mm
29-4201	90 x 15 mm
29-4202	110 x 15 mm




Papavero-Caspar

Specula	
(including Screw Driver 29-4215)	
29-4211	80 x 11 mm
29-4212	90 x 13 mm
29-4213	100 x 15 mm



For three dimensional fixation of spatulas

- A** 41-7080 Ball- and Socket Joint, for fixing holding rod 41-7083 to pole of operating table 10 x 25 mm.
- B** 41-7083 Holding Rod, for fixation in ball- and socket joint 41-7080 or 41-7081 and to take coupling head 41-7084 or 41-7085.
- C** 41-7084 Coupling Head, to take 1 – 5 flexible arms 41-7105.
- D** 41-7085 Turnable Coupling Head, can be fixed in any position, to take 1 flexible arm 41-7105. If necessary, several coupling heads 41-7085 can be attached.
- 41-7090 Fixation Base, for skull mounting, holding 1 flexible arm 41-7105.
- 41-7091 Fixation Base, for skull mounting, holding 2 flexible arms 41-7105.
- 41-7092 Fixation Base, for mounting two bars up to 16 mm diameter, holding 1 flexible arm 41-7105.
- E** 41-7095 Support only, for flat spatulas, fixing to flexible arm 41-7105.
- F** 41-7096 Support only, for flexible spatulas with round shaft up to 5.5 mm, fixing to flexible arm 41-7105.
- G** 41-7105 Flexible Arm only, for attaching coupling base 41-7184, 41-7085 or 41-7086.
- H** Heifetz flexible Spatula, round shaft, 15.5 cm: 41-7120, 41-7122, 41-7124, 41-7126
- I** Heifetz flexible Spatula, 20 cm: 41-7130, 41-7131, 41-7132, 41-7133, 41-7134, 41-7135




A 41-7080 Ball- and Socket Joint, for fixing holding rod 41-7083 to pole of operating table 10 x 25 mm.



B 41-7083 Holding Rod, for fixation in ball- and socket joint 41-7080 and to take coupling head 41-7084 or 41-7085.



C 41-7084 Coupling Head, to take 1 – 5 flexible arms 41-7105.



41-7090



41-7091



41-7092

- D** 41-7085 Turnable Coupling Head, can be fixed in any position, to take 1 flexible arm 41-7105. If necessary, several coupling heads 41-7085 can be attached. (not illustrated)
- 41-7090 Fixation Base, for skull mounting, holding 1 flexible arm 41-7105.
- 41-7091 Fixation Base, for skull mounting, holding 2 flexible arms 41-7105.
- 41-7092 Fixation Base, for mounting two bars up to 16 mm diameter. holding 1 flexible arm 41-7105.



E 41-7095 Support only, for flat spatulas, fixing to flexible arm 41-7105.



F 41-7096 Support only, for flexible spatulas with round shaft up to 5.5 mm, fixing to flexible arm 41-7105.



G 41-7105 Flexible Arm only, for attaching coupling base 41-7184, 41-7085 or 41-7086.

41-7122 (11 mm)



H **Heifetz**
flexible Spatula, round shaft, 155 mm

Art.-No.	width mm
41-7120	8
41-7122	11
41-7124	14
41-7126	17

41-7130 (7 + 8 mm)



I **Mod. Aachen**
flexible Spatula, 200 mm

Art.-No.	width mm
41-7130	7 + 8
41-7131	10 + 11
41-7132	13 + 14
41-7133	16 + 17
41-7134	19 + 20
41-7135	22 + 25



Obwegeser

Soft Tissue Retractor

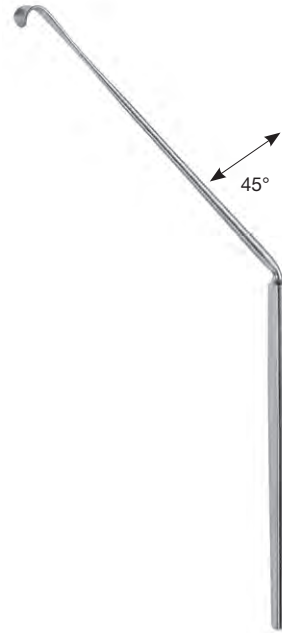
30-0215 22.5 cm 80 x 16 mm



Hess

Nerve Root Retractor

30-0265 17.5 cm 3 mm
30-0266 17.5 cm 5 mm
30-0267 17.5 cm 7 mm



Love

Nerve Root Retractor

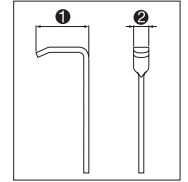
30-0260 19 cm 0°
30-0261 19 cm 45°
30-0262 19 cm 90°



Caspar-type

Nerve Root Retractor

41-6020 24.5 cm 6 mm
41-6022 24.5 cm 8 mm
41-6024 24.5 cm 10 mm



- ❶ first number = depth/length
- ❷ second number = width



Langenbeck
Retractor
21 cm



30-0009
20 x 7 mm
0



30-0010
30 x 11 mm
1



30-0011
30 x 14 mm
2



30-0012
30 x 16 mm
3



30-0013
33 x 14 mm
4



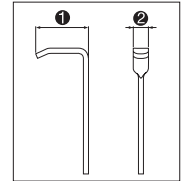
30-0014
40 x 11 mm
5



30-0015
42 x 13 mm
6



30-0016
50 x 11 mm
7



- ❶ first number
= depth/length
- ❷ second number
= width



30-0019
25 x 6 mm
1



30-0020
25 x 8 mm
2



30-0021
35 x 8 mm
3



30-0022
35 x 11 mm
4



30-0023
35 x 15 mm
5



30-0024
40 x 11 mm # 6



30-0025
55 x 11 mm
7



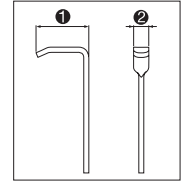
30-0026
70 x 14 mm
8



30-0027
80 x 12 mm
9



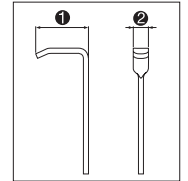
30-0028
80 x 16 mm
10



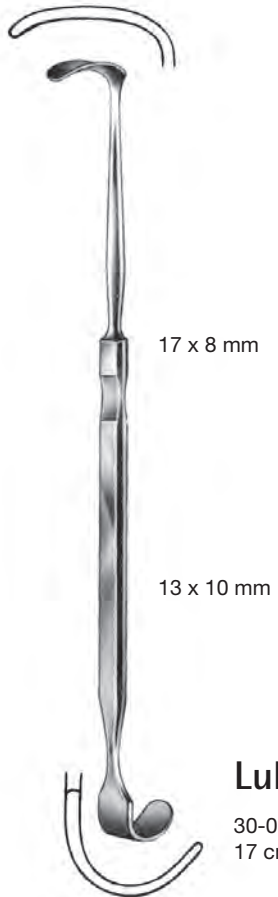
- ❶ first number
= depth/length
- ❷ second number
= width

Kocher-Langenbeck

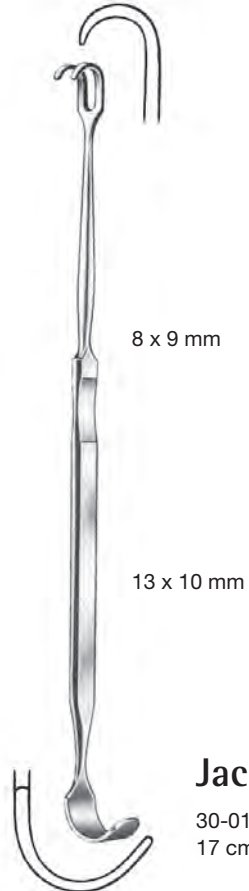
Retractor
21.5 cm




- ❶ first number = depth/length
- ❷ second number = width



Lukens
30-0190
17 cm



Jackson
30-0191
17 cm



Cope
30-0192
16 cm

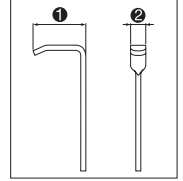


Ragnell-Davis
30-0170
14 cm



Volkmann
22 cm

		9 x 8 mm	9 x 13 mm	9 x 19 mm	9 x 29 mm	9 x 40 mm
sharp						
	30-1510	30-1511	30-1512	30-1513	30-1514	30-1515
	blunt					
30-1530		30-1531	30-1532	30-1533	30-1534	30-1535
semi-blunt						
	30-1520	30-1521	30-1522	30-1523	30-1524	30-1525



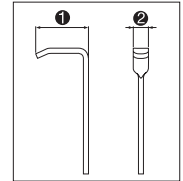
❶ first number = depth/length
 ❷ second number = width



Kocher

22 cm

		15 x 10 mm	15 x 15 mm	15 x 20 mm	15 x 30 mm	15 x 40 mm
sharp						
	30-1540	30-1541	30-1542	30-1543	30-1544	30-1545
blunt						
	30-1560	30-1561	30-1562	30-1563	30-1564	30-1565
semi-blunt						
	30-1550	30-1551	30-1552	30-1553	30-1554	30-1555



- ❶ first number = depth/length
- ❷ second number = width

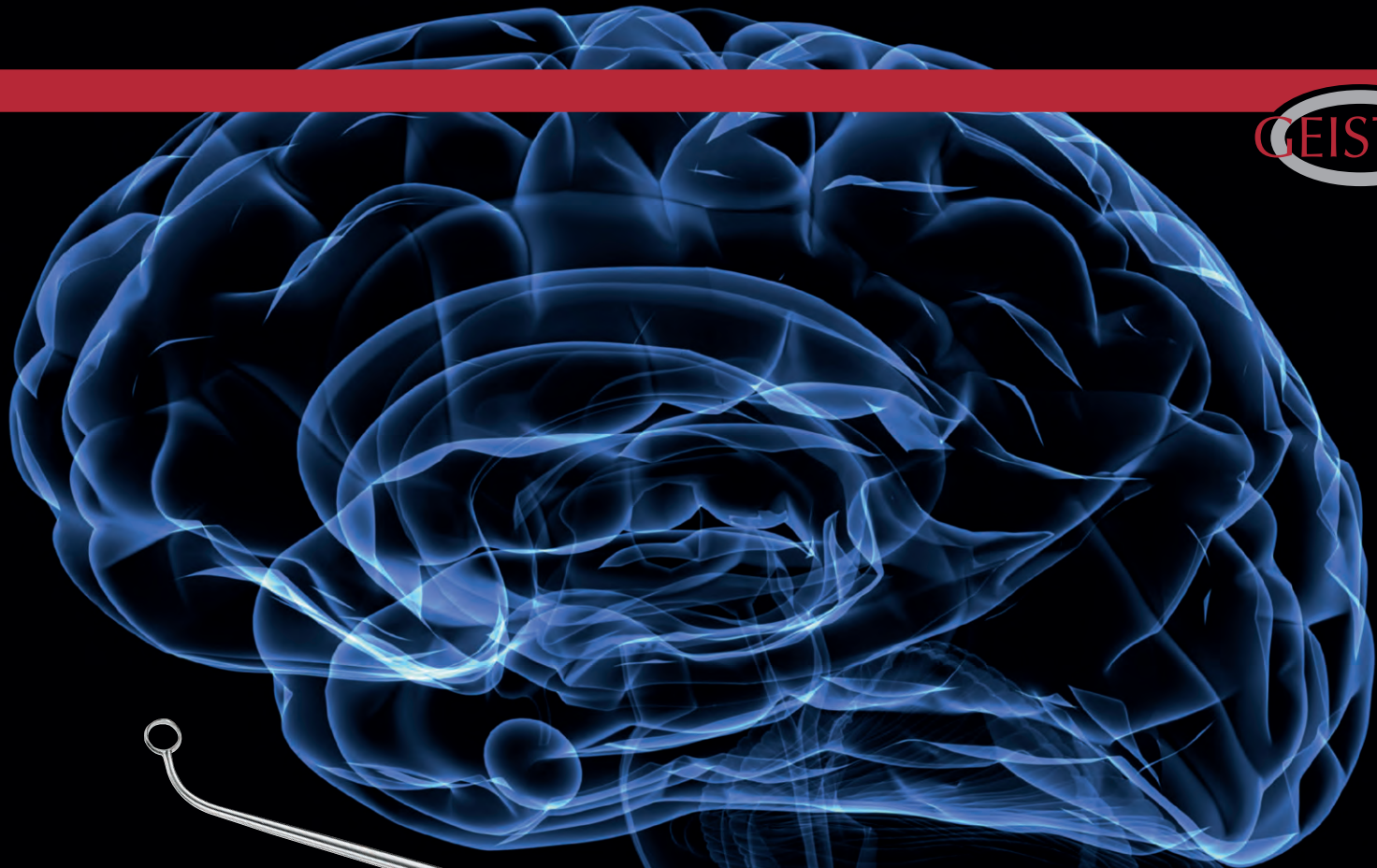


Conic Spatulas with Memory

The tips of our nitinol spatulas can at normal OR temperatures be individually deformed with soft pressure to the surgeon's needs. Due to the special characteristics of the shape memory metal the 20cm long spatulas with two conical ends will regain their initial straight shape with each autoclaving cycle.




Art.-No.	Tips	length	width
41-7310	6 mm / 2 mm	20 cm	10 mm
41-7311	8 mm / 2 mm	20 cm	15 mm
41-7312	10 mm / 5 mm	20 cm	15 mm
41-7313	10 mm / 5 mm	20 cm	20 mm



Micro Hand Instruments

Rhoton-type


Set with container

Titanium 41-6310 consisting of each pieces 41-6290 until 41-6308
 Stainless 41-6030 consisting of each pieces 41-6031 until 41-6048L

41-6049 Container (without content)



Rhoton-type



19 cm



	blade 1.0 mm Dissectors	blade 2.0 mm	blade 3.0 mm	curved Elevators	angled	small Spatula Dissectors	medium	large	semi-sharp 90° Hooks	blunt
Titanium	41-6290	41-6291	41-6292	41-6293	41-6294	41-6295	41-6296	41-6297	41-6298	41-6299
Stainless	41-6031	41-6032	41-6033	41-6034	41-6035	41-6036	41-6037	41-6038	41-6039	41-6040




	semi-sharp 45° Hook	straight Needle	straight Curettes	angled	3 mm, 90° Ball Dissectors	0° straight	5 mm, 90°	4 mm, 40°	8 mm, 40°
Titanium	41-6300	41-6301	41-6302	41-6303	41-6304	41-6305	41-6306	41-6307	41-6308
Stainless	41-6041	41-6042	41-6043	41-6044	41-6045	41-6046	41-6047	41-6048	41-6048L



Fairgrip™ Cranial Shaft Instruments

Without compromising microscope vision, the bayonet design and the unique “golfball”-style knurling allows to reach deep into narrow locations with a secure but relaxed grip and with highly precise fingertip control. Perfect balance and ergonomic design in combination with multi-directionally adjustable tip inserts minimizes fatigue and largely avoids physiological tremor. A wide selection of tip inserts are available in 16cm or 21cm versions.



Handle

11 cm bayonet	41-1100
10.5 cm straight	41-1102



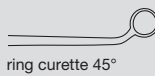




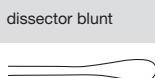
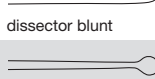
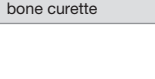
Sterilization Tray for 160 mm

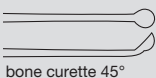
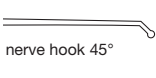


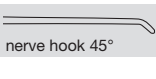

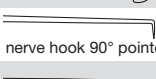
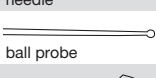
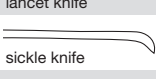
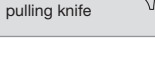
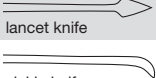
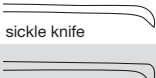
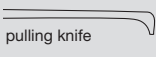
210 x 180 mm	41-1260
--------------	---------



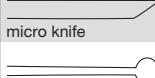
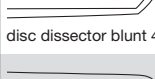

Sterilization Tray for 210 mm

210 x 230 mm	41-1261
--------------	---------



	Inserts Ø 3 mm	160 mm	210 mm
	2 mm	41-1110	41-1200
	4 mm	41-1111	41-1201
	6 mm	41-1112	41-1202
	2 mm	41-1113	41-1203
	4 mm	41-1114	41-1204
	6 mm	41-1115	41-1205
	2 mm	41-1116	41-1206
	4 mm	41-1117	41-1207
	6 mm	41-1118	41-1208
	2 mm	41-1146	41-1233
	4 mm	41-1147	41-1234
	6 mm	41-1148	41-1235
	2 mm	41-1149	41-1236
	4 mm	41-1150	41-1237
	6 mm	41-1151	41-1238
	1 mm	41-1120	41-1209
	2 mm	41-1121	41-1210
	3 mm	41-1122	41-1211
	1 mm	41-1123	41-1212
	1.5 mm	41-1128	41-1217
	2 mm	41-1124	41-1213
	3 mm	41-1125	41-1214
	4 mm	41-1126	41-1215
	4 mm	41-1127	41-1216
	4 mm	41-1127	41-1216
	2 mm	41-1129	41-1218
	3 mm	41-1130	41-1219
	4 mm	41-1131	41-1220

	Inserts Ø 3 mm	160 mm	210 mm
	2 mm	41-1132	41-1221
	3 mm	41-1133	41-1222
	4 mm	41-1134	41-1223
	1 x 2 mm	41-1165	41-1250
	1 x 4 mm	41-1166	41-1251
	1 x 2 mm	41-1137	41-1224
	1 x 3 mm	41-1138	41-1225
	1 x 4 mm	41-1142	41-1229
	1 x 5 mm	41-1140	41-1227
	1 x 8 mm	41-1141	41-1228
	0.4 x 2 mm	41-1143	41-1230
	0.4 x 3 mm	41-1144	41-1231
	1 x 3 mm	41-1153	41-1252
	1 x 3 mm	41-1145	41-1232
	1 x 5 mm	41-1154	41-1239
	1 x 8 mm	41-1155	41-1240
	1 x 5 mm	41-1156	41-1241
	3 mm	41-1161	41-1246
		41-1160	41-1245
	1 mm	41-1157	41-1242
		41-1158	41-1243
		41-1159	41-1244
	3,5 mm	41-1139	41-1226

	Inserts Ø 3 mm	160 mm	210 mm
	4 mm	41-1162	41-1247
	2 mm	41-1163	41-1248
	4 mm	41-1164	41-1249
		41-1167	–
	2 mm	41-1168	–
	4 mm	41-1169	–
	4 mm	41-1175	–
	5 mm	41-1176	–



Handle with chuck 41-6159 10.5 cm	Vessel Knife Tip 41-6151 9.5 cm	Vessel Hook Tip 41-6156 8.5 cm
--	--	---



Tissue Pick 41-6268 18.5 cm, 1.0 mm	Tissue Pick 41-6269 18.5 cm, 1.8 mm
--	--



Vessel Spreader 41-6270 16 cm	Vessel Dilators 41-6271 12.5 cm	Vessel Dilators 41-6272 12.5 cm	Vessel Dilators 41-6273 12.5 cm	Probes with ball 41-6275 18.5 cm	Probes with ball 41-6277 18.5 cm
--	--	--	--	---	---





Blade Holders	for scalpel blades	for micro blades	– blades see page 210 –
	41-6019 21 cm	41-6012 21 cm	
		41-6014 25 cm	



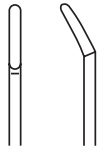
Exploration Hooks, 24.5 cm				Insulated Hooks, 24.5 cm			
41-6070	41-6072	41-6074	41-6076	41-6071	41-6073	41-6075	41-6077



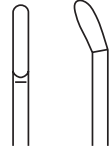
Ligature Hooks, 18.5 cm				Nerve Hooks, 18.5 cm		Vessel Hooks, 18.5 cm	
41-6080	41-6081	41-6082	41-6083	41-6090	41-6091	41-6092	41-6093



Tumor Knives



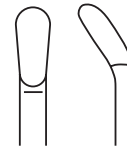
1.0 mm
41-6170 20 cm
41-6180 23 cm



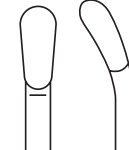
1.5 mm
41-6171 20 cm
41-6181 23 cm



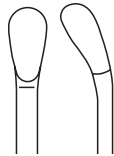
2.0 mm
41-6172 20 cm
41-6182 23 cm



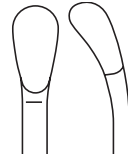
2.5 mm
41-6173 20 cm
41-6183 23 cm



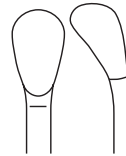
3.0 mm
41-6174 20 cm
41-6184 23 cm



3.5 mm
41-6175 20 cm
41-6185 23 cm



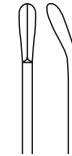
4.0 mm
41-6176 20 cm
41-6186 23 cm



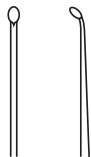
5.0 mm
41-6177 20 cm
41-6187 23 cm



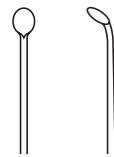
1.8 mm
41-6200 23 cm
Lancet type




2.5 mm
41-6201 23 cm
Lancet type



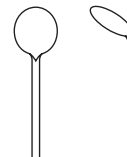
1.5 mm
41-6190 20 cm
41-6195 23 cm



3.0 mm
41-6191 20 cm
41-6196 23 cm

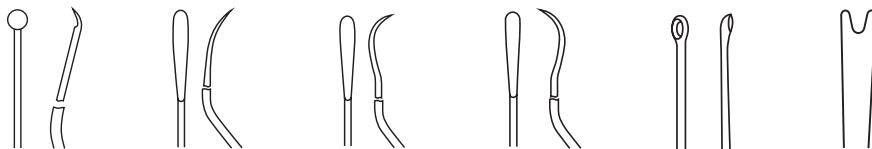
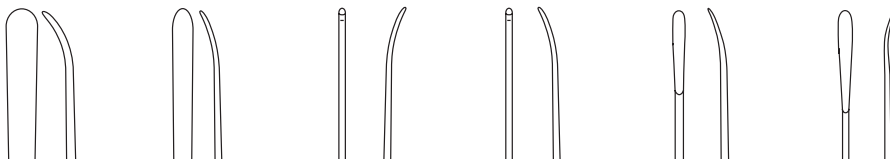


4.5 mm
41-6192 20 cm
41-6197 23 cm

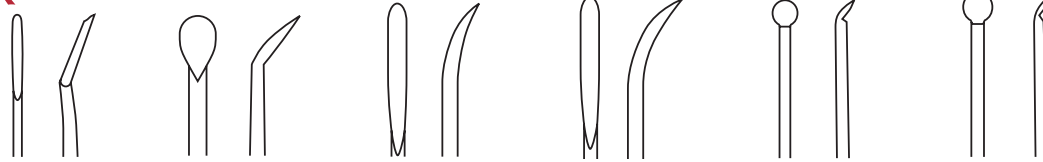


6.0 mm
41-6193 20 cm
41-6198 23 cm

Bayonet Micro Hand Instruments

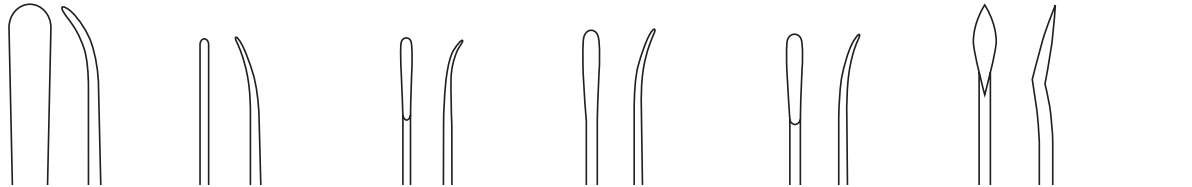
**Raspatories**41-6110
23 cm41-6111
18.5 cm41-6112
18.5 cm41-6113
18.5 cm**Sharp Scoop**41-6127
18.5 cm**Suture Pusher**41-6265
23 cm**Vessel Knives, 18.5 cm**up
41-6160down
41-6161up
41-6162down
41-6163up
41-6164down
41-6165up
41-6166down
41-6167**Dissectors, blunt**4.5 mm
41-6230
23 cm2.0 mm
41-6232
23 cm1.0 mm
41-6234
21 cm1.0 mm
41-6236
21 cm2.0 mm
41-6238
23 cm2.0 mm
41-6240
23 cm

Micro Hand Instruments



Yasargil-type Raspatories

41-6100 18.5 cm	41-6101 18.5 cm	41-6102 18.5 cm	41-6103 18.5 cm	41-6104 21 cm	41-6105 23 cm
--------------------	--------------------	--------------------	--------------------	------------------	------------------



Caspar-type Dissectors

4.5 mm 41-6210 23 cm	1.0 mm 41-6212 20 cm	1.4 mm 41-6214 23 cm	2.0 mm 41-6216 23 cm	1.7 mm 41-6218 23 cm	sharp 41-6224 18.5 cm	Vessel Knife 41-6145 18.5 cm
-----------------------------------	-----------------------------------	-----------------------------------	-----------------------------------	-----------------------------------	------------------------------------	---



Fisch Micro Hooks

sharp 41-6140 23 cm	blunt 41-6141 23 cm	sharp 90° curved 41-6142 18.5 cm	sharp 90° angled 41-6143 18.5 cm, 90°
----------------------------------	----------------------------------	--	---

Sharp Scoops

41-6120 23 cm	41-6121 23 cm
------------------	------------------

Suture Pusher

41-6260 18.5 cm

**Tumor Fork
23 cm**

41-6250 41-6251 41-6252 41-6253	3 mm 4 mm 5 mm 8 mm
--	------------------------------

**Long Dissector
3 mm blunt**

41-6220 41-6222	18.5 cm 21.5 cm
--------------------	--------------------





Hardy Dissectors					Hardy-Fahlbusch (small-tip)
24.5 cm	41-8030	41-8031	41-8034	41-8035	41-8039
	blunt right	blunt left	sharp right	sharp left	sharp



Hardy Dissectors					Hardy-Fahlbusch (small-tip)
24.5 cm	41-8032	41-8033	41-8036	41-8037	41-8040
	blunt right	blunt left	sharp right	sharp left	sharp



Landolt Malleable Dissectors			Landolt Malleable Dissectors		
26 cm	41-8050	41-8051	26 cm	41-8052	41-8053
	blunt right	blunt left		blunt right	blunt left



Bayonet Micro Hand Instruments



Landolt



Curettes (malleable)

26 cm
41-8054

26 cm
41-8055

Blunt Hook (malleable)

26 cm
41-8056

Hosobuchi



Fork Spatula

26 cm, rigid
41-8057

Landolt-Reulen



Raspatories (rigid)

26 cm, 2.2 mm
41-8072

Curette (rigid)

26 cm, 3.2 mm
41-8073

26 cm, 2.5 mm
41-8074

Landolt-Reulen



Blunt Hook

26 cm, rigid, 1.7 mm
41-8075



Dissector

26 cm, rigid, 2 mm
41-8076

Fahlbusch



Scoop

26 cm, malleable
41-8070



Curette

26 cm, malleable, 2.5 mm
41-8071

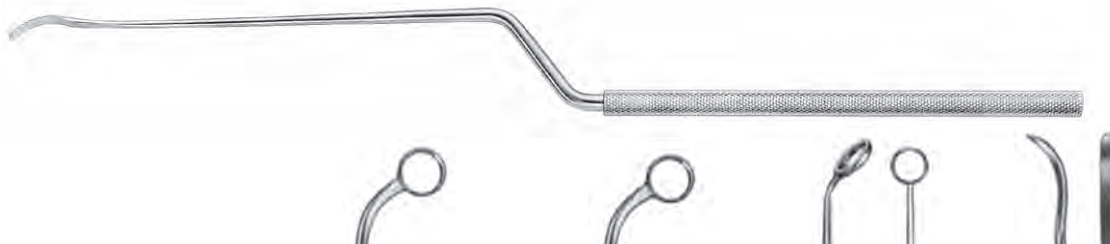
Hardy Implant Fork

24.5 cm
41-8038

**Hardy Curettes**

26 cm, ø 4 mm
Curettes (malleable)
41-8041

26 cm, ø 6 mm
41-8042

**Nicola Curettes/Raspatory**

21.5 cm, ø 6.5 mm
cutting right
Curettes (malleable)
41-8020

21.5 cm, ø 6.5 mm
cutting left
41-8021

21.5 cm, ø 6.5 mm
41-8022

21.5 cm
Raspatory
41-8023

**Ray Pituitary Curette**

18 cm, ø 4 mm
horizontal 45°
41-8010

18 cm, ø 4 mm
vertical 45°
41-8011



Smithwick

30-0310 30-0311
17 cm 21 cm



Smithwick

30-0270
29 cm



Hoehn

30-0275
22 cm/11 mm



Dandy

30-0280
22 cm/4 mm



Dandy

30-0281
22 cm/4 mm



Dandy

30-0282
22 cm/4 mm



Ligature Needle

Adson

30-0283
23 cm



Graham

30-0284
16.5 cm



sharp

Sachs

30-0285
18.5 cm



Crile

30-0299
14.5 cm/7 mm



Crile

30-0300
20 cm/7 mm



5 mm



7 mm

Cushing

30-0304 30-0305
19 cm/5 mm 19 cm/7 mm

30-0306 30-0307
28 cm/5 mm 28 cm/7 mm



Blalock

30-0301
24 cm



PBI

41-1053
19 cm



with ball

PBI

41-1015
19 cm



sharp

Adson

30-0315
20 cm



blunt

Adson

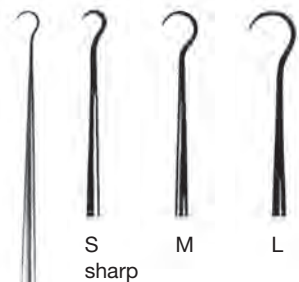
30-0316
20 cm



sharp


Sachs

30-0312
21 cm



Kleinert-Kutz

30-0326 30-0327 30-0328
16 cm S 16 cm M 16 cm L



Gillies

30-0317 30-0318
18 cm S 18 cm L



Frazier

30-0320
13 cm



Hartmann

30-0314
16 cm



Kilner

30-0313
15 cm





Watson-Cheyne


28-0030
18 cm



#1

28-0041
17.5 cm

Penfield



#2

28-0042
19.5 cm



#3

28-0043
19.5 cm



#4

28-0044
20.5 cm



#5

28-0045
29 cm



small
28-0035
24 cm

wide
28-0036
24 cm

Toennis
Dissector



sharp

28-0071
18.5 cm

blunt

Freer
Elevator



sharp

28-0072
20 cm

blunt

Elevator



28-0010
24.5 cm
sharp / blunt

Davis
Dissector



small
28-0080
18.5 cm
28-0082
24 cm

wide
28-0084
19.5 cm
28-0086
24 cm

Olivecrona
Dissector



28-0065
18.5 cm/3 mm

28-0066
21.5 cm/3 mm

Micro Dissector



28-0020
18 cm

Mc Donald
Dissector



28-0180
16.5 cm, 17 mm/5 mm

Dorsey
Dura Separator


A hand in a white glove holds a blue surgical instrument, likely a curette, in front of a lumbar spine X-ray. The instrument is positioned diagonally across the frame. Another similar instrument is visible in the lower right corner. The X-ray shows the vertebrae and intervertebral discs of the lower back.

Curettes, Chisels and Gouges



TriCuret™ Spinal Currettes

A unique trio of materials with Radel® PPSU (polyphosphosulfone) handles, over-moulded with grey silicone rubber and with a choice of a black ceramic coated stainless steel or non-magnetic titanium working end for micro osseous dissection, microsurgical removal of bony, calcified or other firm tissues. Possible clinical applications include removal of osteophytes, bone edges and the P.L.L. during anterior cervical discectomy, anterior clinoid removal for access to ophthalmic artery aneurysms, removal of thoracic bone and disc via costotransversectomy approach, odontoidectomy via transoral approach.





- Innovative design
- Maximum comfort and superb grip
- Approx. 40gm lighter than conventional currettes
- Bayonet shaped design with straight, angled forward or backwards tips
- Withstands even most demanding sterilization environments



Length
28 cm

Stainless Steel Titanium



2 mm
40-4000
40-4000.TI



3 mm
40-4001
40-4001.TI



4 mm
40-4002
40-4002.TI



2 mm
40-4020
40-4020.TI



3 mm
40-4021
40-4021.TI



4 mm
40-4022
40-4022.TI



2 mm
40-4010
40-4010.TI



3 mm
40-4011
40-4011.TI



4 mm
40-4012
40-4012.TI



40-4030 Sterilization Tray (stainless steel) for up to 9 TriCuret™ currettes (stainless steel/titanium), with handle, stackable, 405 mm x 253 mm x 70mm (without content)



Fairgrip™ Bayonet Style Curette

Fairgrip™

Get in touch with FAIRGRIP™ !

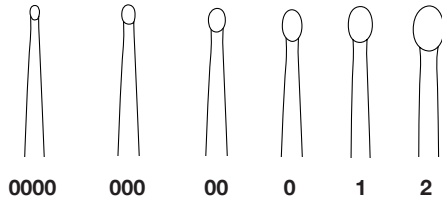
Unmatched feel and control are brought from the fairway to your OR. The FAIRGRIP™ ergonomic instrument handles with a new dimple knurling similar to the design of golfballs offer a completely new experience of precision, sensitivity and control and help to reduce fatigue.

- Specifically designed for microdissectomy procedures
- Ergonomic Fairgrip™ golfball handle design with round corners for easy rotation and flat sides for controlled torque
- Increased field visualization
- Stable and controlled power leverage
- Great precision and maximum control
- Multiple tip geometries available





Curette Dimension Chart (Actual Size Shown)



40-7700 Cervical Set (small anatomy)

	40-7701	21 cm, 0, 3 x 5 mm
	40-7702	21 cm, 00, 2.5 x 4 mm
	40-7703	21 cm, 000, 2 x 3.3 mm
	40-7704	21 cm, 0000, 1.7 x 3 mm
	40-7706	21 cm, 0, 3 x 5 mm
	40-7707	21 cm, 00, 2.5 x 4 mm
	40-7708	21 cm, 000, 2 x 3.3 mm
	40-7709	21 cm, 0000, 1.7 x 3 mm
	40-7711	21 cm, 0, 3 x 5 mm
	40-7712	21 cm, 00, 2.5 x 4 mm
	40-7713	21 cm, 000, 2 x 3.3 mm
	40-7714	21 cm, 0000, 1.7 x 3 mm
	40-7716	21 cm, 0, 3 x 5 mm
	40-7717	21 cm, 00, 2.5 x 4 mm
	40-7718	21 cm, 000, 2 x 3.3 mm
	40-7719	21 cm, 0000, 1.7 x 3 mm
	40-7721	21 cm, Micro Nerve Hook
	40-7722	21 cm, Ultra Micro Nerve Hook
	40-7723	21 cm, Bone Waxer

40-7760 Lumbar Long Set (larger anatomy)

	40-7761	24 cm, 0
	40-7762	24 cm, 1
	40-7763	24 cm, 2
	40-7764	24 cm, 0
	40-7765	24 cm, 1
	40-7766	24 cm, 2
	40-7767	24 cm, 0
	40-7768	24 cm, 1
	40-7769	24 cm, 2
	40-7770	24 cm, 0
	40-7771	24 cm, 1
	40-7772	24 cm, 2
		40-7773
40-7774		24 cm, 1
40-7775		24 cm, 2
	40-7776	24 cm, 0
	40-7777	24 cm, 1
	40-7778	24 cm, 2
	40-7779	24 cm, Penfield #1
	40-7780	24 cm, Penfield #2
	40-7781	24 cm, Nerve Hook
	40-7782	24 cm, Penfield #4
	40-7793	24 cm, Bone Waxer
	40-7794	24 cm, Spine Probe

40-7799 Sterilization Tray for 12 Long Currettes, 21 and 24 cm length, 405 x 253 x 70 mm

40-7730 Cervical Long Set (small anatomy)

	40-7731	24 cm, 0, 3 x 5 mm
	40-7732	24 cm, 00, 2.5 x 4 mm
	40-7733	24 cm, 000, 2 x 3.3 mm
	40-7734	24 cm, 0000, 1.7 x 3 mm
	40-7736	24 cm, 0, 3 x 5 mm
	40-7737	24 cm, 00, 2.5 x 4 mm
	40-7738	24 cm, 000, 2 x 3.3 mm
	40-7739	24 cm, 0000, 1.7 x 3 mm
	40-7741	24 cm, 0, 3 x 5 mm
	40-7742	24 cm, 00, 2.5 x 4 mm
	40-7743	24 cm, 000, 2 x 3.3 mm
	40-7744	24 cm, 0000, 1.7 x 3 mm
	40-7746	24 cm, 0, 3 x 5 mm
	40-7747	24 cm, 00, 2.5 x 4 mm
	40-7748	24 cm, 000, 2 x 3.3 mm
	40-7749	24 cm, 0000, 1.7 x 3 mm
	40-7751	24 cm, Micro Nerve Hook
	40-7752	24 cm, Ultra Micro Nerve Hook
	40-7753	24 cm, Bone Waxer



Epstein

40-4270	20 cm	2.0 mm	Fig. 000
40-4271	20 cm	2.5 mm	Fig. 00
40-4272	20 cm	3.0 mm	Fig. 0



Volkmann

black PPMG handle

40-7450	27 cm	4.4 mm	Fig. 00
40-7451	27 cm	6.8 mm	Fig. 1
40-7452	27 cm	8.5 mm	Fig. 2
40-7453	27 cm	10.0 mm	Fig. 3
40-7460.02	43 cm	2.0 mm	
40-7460.04	43 cm	4.0 mm	
40-7460.06	43 cm	6.0 mm	



Bruns

40-4462	17 cm	2.6 mm	Fig. 0000
40-4464	17 cm	3.3 mm	Fig. 000
40-4466	17 cm	4.8 mm	Fig. 00
40-4468	17 cm	5.8 mm	Fig. 0
40-4470	17 cm	7.3 mm	Fig. 1
40-4472	17 cm	8.3 mm	Fig. 2
40-4474	17 cm	10.2 mm	Fig. 3
40-4476	17 cm	11.8 mm	Fig. 4
40-4478	17 cm	12.8 mm	Fig. 5
40-4480	17 cm	14.0 mm	Fig. 6

Hibbs-Spratt (Bruns)



straight

40-4280	23 cm	2.2 mm	Fig. 00000
40-4281	23 cm	2.5 mm	Fig. 0000
40-4282	23 cm	2.8 mm	Fig. 000
40-4283	23 cm	3.3 mm	Fig. 00
40-4284	23 cm	3.7 mm	Fig. 0
40-4285	23 cm	4.3 mm	Fig. 1
40-4286	23 cm	4.8 mm	Fig. 2
40-4287	23 cm	5.6 mm	Fig. 3
40-4288	23 cm	6.1 mm	Fig. 4
40-4289	23 cm	6.7 mm	Fig. 5
40-4290	23 cm	8.7 mm	Fig. 6
40-4291	23 cm	11 mm	Fig. 7



forward angled

40-4300	23 cm	2.2 mm	Fig. 00000
40-4301	23 cm	2.5 mm	Fig. 0000
40-4302	23 cm	2.8 mm	Fig. 000
40-4303	23 cm	3.3 mm	Fig. 00
40-4304	23 cm	3.7 mm	Fig. 0
40-4305	23 cm	4.3 mm	Fig. 1
40-4306	23 cm	4.8 mm	Fig. 2
40-4307	23 cm	5.6 mm	Fig. 3
40-4308	23 cm	6.1 mm	Fig. 4
40-4309	23 cm	6.7 mm	Fig. 5
40-4310	23 cm	8.7 mm	Fig. 6



reverse angled

40-4320	23 cm	2.2 mm	Fig. 00000
40-4321	23 cm	2.5 mm	Fig. 0000
40-4322	23 cm	2.8 mm	Fig. 000
40-4323	23 cm	3.3 mm	Fig. 00
40-4324	23 cm	3.7 mm	Fig. 0
40-4325	23 cm	4.3 mm	Fig. 1
40-4326	23 cm	4.8 mm	Fig. 2
40-4327	23 cm	5.6 mm	Fig. 3
40-4328	23 cm	6.1 mm	Fig. 4
40-4329	23 cm	6.7 mm	Fig. 5
40-4330	23 cm	8.7 mm	Fig. 6



Cobb straight

40-9030	27 cm	3.25 mm	Fig. 00
40-9031	27 cm	4.0 mm	Fig. 0
40-9032	27 cm	5.0 mm	Fig. 1
40-9033	27 cm	6.0 mm	Fig. 2
40-9034	27 cm	7.5 mm	Fig. 3
40-9035	27 cm	9.0 mm	Fig. 4
40-9036	27 cm	11.5 mm	Fig. 5
40-9037	27 cm	13.0 mm	Fig. 6



Cobb forward angled

40-9040	27 cm	3.25 mm	Fig. 00
40-9041	27 cm	4.0 mm	Fig. 0
40-9042	27 cm	5.0 mm	Fig. 1
40-9043	27 cm	6.0 mm	Fig. 2
40-9044	27 cm	7.5 mm	Fig. 3
40-9045	27 cm	9.0 mm	Fig. 4
40-9046	27 cm	11.5 mm	Fig. 5
40-9047	27 cm	13.0 mm	Fig. 6



Cobb reverse angled

40-9050	27 cm	3.25 mm	Fig. 00
40-9051	27 cm	4.0 mm	Fig. 0
40-9052	27 cm	5.0 mm	Fig. 1
40-9053	27 cm	6.0 mm	Fig. 2
40-9054	27 cm	7.5 mm	Fig. 3
40-9055	27 cm	9.0 mm	Fig. 4
40-9056	27 cm	11.5 mm	Fig. 5
40-9057	27 cm	13.0 mm	Fig. 6



Key

40-8510	19 cm	6 mm
40-8512	19 cm	12 mm
40-8514	19 cm	19 mm
40-8516	19 cm	25 mm



Langenbeck

40-8280 20 cm 8 mm



Langenbeck

40-8285 20 cm 18 mm



Cushing Little Joker

40-8281 19 cm 6 mm



Cushing

40-8290
19 cm 15 mm



Cushing

40-8291
19 cm 15 mm



black
PPMG handle
40-8613
19 cm 6 mm



Adson

40-8390
17 cm 8 mm



Adson

40-8392
17 cm 7 mm



Adson

40-8393
17 cm 7 mm




Adson
Raspatory
blunt
40-8391
17 cm 7 mm




Cobb
Elevator
41-9001 28 cm 8 mm
41-9003 28 cm 10 mm
41-9005 28 cm 13 mm
41-9006 28 cm 19 mm
41-9007 28 cm 25 mm
41-9008 28 cm 32 mm



black PPMG handle
Raspatory
40-8620
27.5 cm 20 mm



black PPMG handle
Raspatory
40-8621
33 cm 8 mm



black PPMG handle
Raspatory
40-8622
33 cm 17 mm



Cobb

A	40-8070	28 cm	7 mm
B	40-8071	28 cm	7 mm
C	40-8072	28 cm	7 mm
D	40-8073	28 cm	7 mm



Zielke

black PPSU handle
Intersomatic Curette
both sides sharp

40-7516.08GD	21 cm	8 mm	straight
40-7516.11GD	21 cm	11 mm	straight
40-7517.08GD	25 cm	8 mm	straight
40-7517.11GD	25 cm	8 mm	straight
40-7519.11GD	35 cm	11 mm	straight



Zielke

black PPSU handle
Intersomatic Curette
both sides sharp

40-7517.08	25 cm	8 mm	angled 45°
40-7517.11	25 cm	11 mm	angled 45°
40-7518.08	30 cm	8 mm	angled 45°
40-7518.11	30 cm	11 mm	angled 45°
40-7519.08	35 cm	8 mm	angled 45°
40-7519.11	35 cm	11 mm	angled 45°
40-7515.06	43 cm	6 mm	angled 45°
40-7515.08	43 cm	8 mm	angled 45°



Smith-Peterson

straight

40-8080	20 cm	6 mm
40-8081	20 cm	9 mm
40-8082	20 cm	13 mm
40-8083	20 cm	16 mm
40-8084	20 cm	19 mm
40-8085	20 cm	25 mm
40-8086	20 cm	32 mm



Smith-Peterson

curved

40-8090	20 cm	6 mm
40-8091	20 cm	9 mm
40-8092	20 cm	13 mm
40-8093	20 cm	16 mm
40-8094	20 cm	19 mm
40-8095	20 cm	25 mm
40-8096	20 cm	32 mm



Lexer

black PPSU handle

40-8459	22 cm	5 mm
40-8460	22 cm	7 mm
40-8461	22 cm	10 mm
40-8462	22 cm	15 mm
40-8463	22 cm	20 mm
40-8464	22 cm	25 mm
40-8465	22 cm	30 mm



Mini-Lexer

black PPSU handle

40-8495	18 cm	4 mm
40-8496	18 cm	6 mm
40-8497	18 cm	8 mm
40-8498	18 cm	10 mm
40-8499	18 cm	12 mm



Lexer

black PPSU handle

40-8449.04	22 cm	4 mm
40-8449	22 cm	5 mm
40-8449.06	22 cm	6 mm
40-8450	22 cm	7 mm
40-8451	22 cm	10 mm
40-8452	22 cm	15 mm
40-8453	22 cm	20 mm
40-8454	22 cm	25 mm
40-8455	22 cm	30 mm



Mini-Lexer

black PPSU handle

40-8490	18 cm	4 mm
40-8491	18 cm	6 mm
40-8492	18 cm	8 mm
40-8493	18 cm	10 mm
40-8494	18 cm	12 mm



Cottle

Chisel flat

40-8220	18.5 cm	4 mm
40-8221	18.5 cm	7 mm
40-8222	18.5 cm	9 mm
40-8223	18.5 cm	12 mm



Lexer

black PPSU handle

40-8480.04	26 cm	4 mm
40-8449.43	43 cm	5 mm
40-8480.06	26 cm	6 mm
40-8480.07	26 cm	7 mm
40-8451.31	31 cm	10 mm
40-8451.37	37 cm	10 mm
40-8451.43	43 cm	10 mm
40-8452.31	31 cm	15 mm
40-8452.37	37 cm	15 mm
40-8454.31	31 cm	25 mm
40-8454.37	37 cm	25 mm





Lambotte

straight

40-8150	25 cm	4 mm
40-8151	25 cm	6 mm
40-8152	25 cm	8 mm
40-8153	25 cm	10 mm
40-8154	25 cm	13 mm
40-8155	25 cm	16 mm
40-8156	25 cm	18 mm
40-8157	25 cm	20 mm
40-8158	25 cm	25 mm
40-8159	25 cm	30 mm
40-8160	25 cm	38 mm
40-8161	25 cm	44 mm
40-8162	25 cm	50 mm



Lambotte

curved

40-8170	25 cm	4 mm
40-8171	25 cm	8 mm
40-8172	25 cm	10 mm
40-8173	25 cm	13 mm
40-8174	25 cm	16 mm
40-8175	25 cm	18 mm
40-8176	25 cm	20 mm
40-8178	25 cm	25 mm
40-8179	25 cm	30 mm
40-8180	25 cm	38 mm



Mini-Lambotte

straight

40-8420	12.5 cm	2 mm
40-8421	12.5 cm	3 mm
40-8422	12.5 cm	4 mm
40-8423	12.5 cm	6 mm
40-8424	12.5 cm	8 mm
40-8425	12.5 cm	10 mm
40-8426	12.5 cm	12 mm
40-8427	12.5 cm	15 mm



Passow

Tampers

40-9901	12 cm	2.5 mm
40-9902	12 cm	3.5 mm



Caspar-type

Tampers

40-9903	20 cm	Ø 3 mm
40-9904	20 cm	Ø 5 mm
40-9905	20 cm	Ø 8 mm
40-9910	20 cm	Ø 12 mm
40-9911	20 cm	Ø 14 mm
40-9912	20 cm	Ø 16 mm
40-9913.04	30 cm	Ø 4 mm
40-9913.07	30 cm	Ø 7 mm



Mallett

40-8941	24.5 cm, 200 g, Ø 30 mm, with interchangeable plastic discs, plastic handle
40-8941.KB	Interchangeable plastic discs Ø 30 mm, 2 pieces

**Cottle**

40-8910
18.5 cm, 30 mm, 340 gr.



hard-pressed

40-8960
24 cm, 35 mm, 200 gr.



hard-pressed
40-8965

21 cm, 30 mm, 125 gr.



Rees
20 cm



14-1010



14-1015



14-1020



14-1025



14-1030



2



4



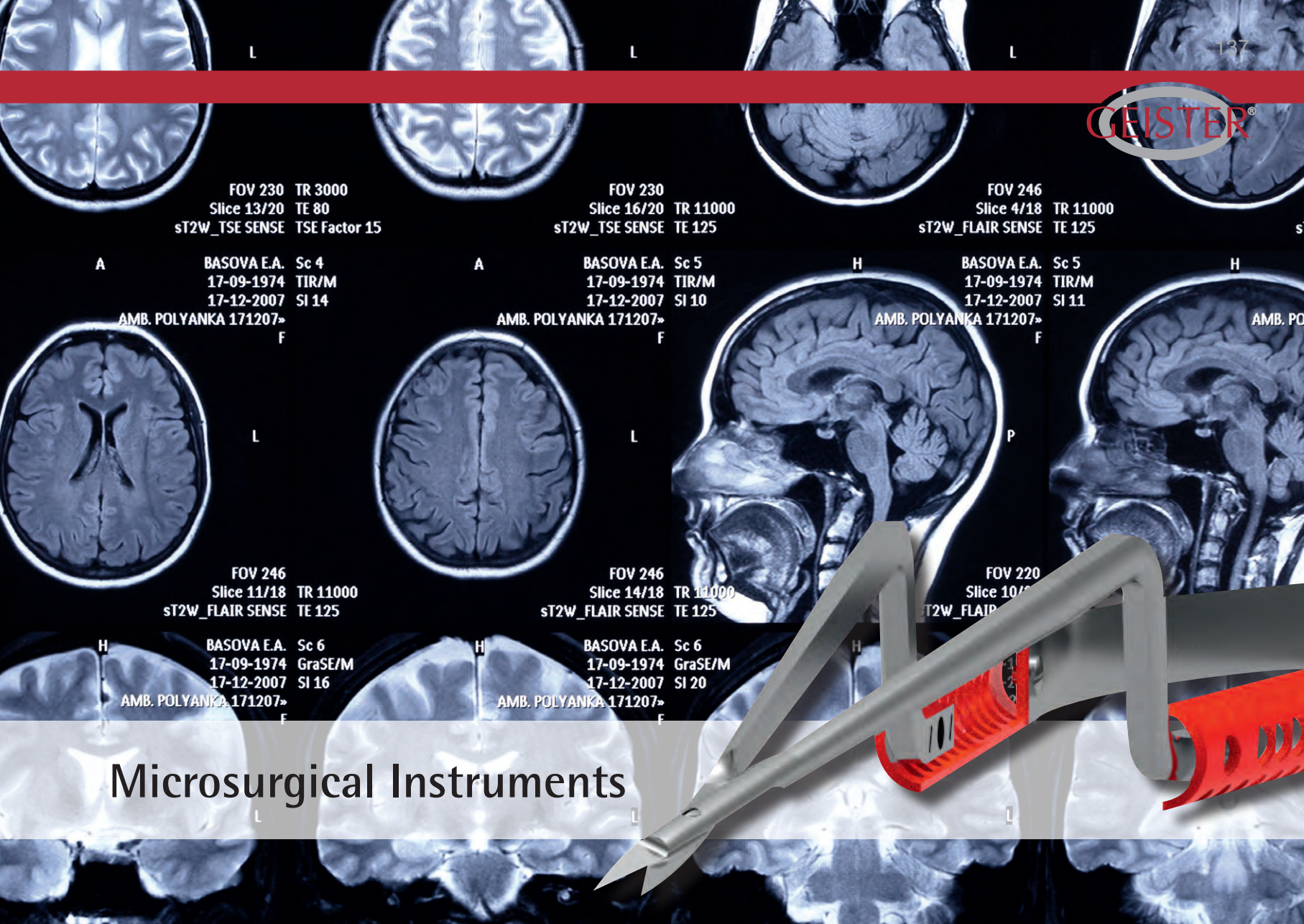
6



8



10



FOV 230 TR 3000
 Slice 13/20 TE 80
 ST2W_TSE SENSE TSE Factor 15

FOV 230
 Slice 16/20 TR 11000
 ST2W_TSE SENSE TE 125

FOV 246
 Slice 4/18 TR 11000
 ST2W_FLAIR SENSE TE 125

A BASOVA E.A. Sc 4
 17-09-1974 TIR/M
 17-12-2007 SI 14
 AMB. POLYANKA 171207~
 F

A BASOVA E.A. Sc 5
 17-09-1974 TIR/M
 17-12-2007 SI 10
 AMB. POLYANKA 171207~
 F

H BASOVA E.A. Sc 5
 17-09-1974 TIR/M
 17-12-2007 SI 11
 AMB. POLYANKA 171207~
 F

FOV 246
 Slice 11/18 TR 11000
 ST2W_FLAIR SENSE TE 125

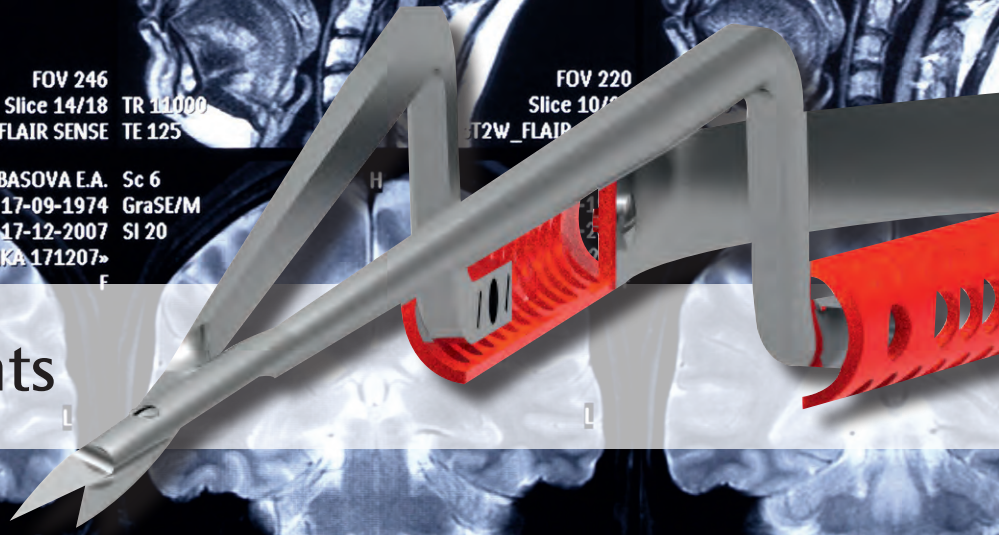
FOV 246
 Slice 14/18 TR 11000
 ST2W_FLAIR SENSE TE 125

FOV 220
 Slice 10/18 TR 11000
 ST2W_FLAIR SENSE TE 125

H BASOVA E.A. Sc 6
 17-09-1974 GraSE/M
 17-12-2007 SI 16
 AMB. POLYANKA 171207~
 F

H BASOVA E.A. Sc 6
 17-09-1974 GraSE/M
 17-12-2007 SI 20
 AMB. POLYANKA 171207~
 F

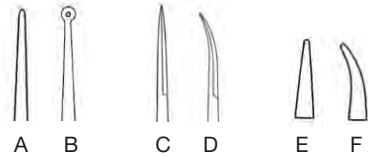
Microsurgical Instruments





Bayonet Micro Instruments

Rhoton-type Micro Forceps



Rhoton-type, Bayonet Micro Forceps

	A	B
Length		Ring Tip
23 cm	10-3390	10-3392
23 cm	10-4390	10-4392 (Titanium)

Rhoton-type, Bayonet Scissors

	C	D
Length		
21 cm	03-1400	03-1401
23 cm	03-1410	03-1411
21 cm	03-4100	03-4101 (Titanium)
23 cm	03-4105	03-4106 (Titanium)

Rhoton-type, Bayonet Needle Holders

	E	F
Length		
21 cm	03-0400	03-0401
23 cm	03-0410	03-0411
21 cm	03-4400	03-4401 (Titanium)
23 cm	03-4410	03-4411 (Titanium)

without ratchet (not illustrated)

21 cm	03-0402	03-0403
23 cm	03-0412	03-0413
21 cm	03-4402	03-4403 (Titanium)
23 cm	03-4412	03-4413 (Titanium)

Rhoton-type Scissors



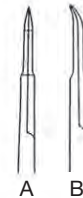
Rhoton-type Needle Holders





Yasargil-type
Scissors

Yasargil-type
Needle Holders

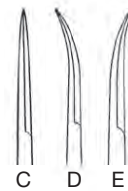


Yasargil-type-Vannas, Bayonet Scissors

	A	B
Length		
22.5 cm	41-4120	41-4121

Yasargil-type, Bayonet Scissors

	C	D	E
Length			
16.5 cm	41-4100	41-4101	
20.0 cm	41-4105	41-4106	41-4107
22.5 cm	41-4115	41-4116	
24.5 cm	41-4125	41-4126	
toothed blade			
22.5 cm	41-4114		



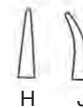
Yasargil-type, Bayonet Dissection Scissors

	F	G
Length		
20.0 cm	41-4110	41-4111
22.5 cm	41-4130	41-4131



Yasargil-type, Bayonet Needle Holders

	H	J
Length		
16.5 cm		41-2120
20.0 cm	41-2111	41-2121
22.5 cm	41-2112	41-2122
24.5 cm		41-2123





Bayonet Micro Tissue Forceps

Yasargil-type

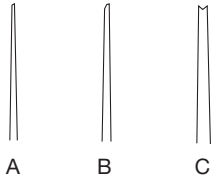
Yasargil-type

Spoon-shaped jaws, serrated

Yasargil-type

Flat jaws, serrated

0.5 mm 0.9 mm 1.3 mm
1 x 2 teeth



Ø 3 mm Ø 5 mm Ø 7 mm



Ø 3 mm Ø 5 mm



Yasargil-type

Length	A	B	C
16 cm	41-3100	41-3101	
18 cm	41-3103	41-3104	41-3105
20 cm	41-3106	41-3107	
22 cm	41-3110	41-3111	
24 cm	41-3113	41-3114	

Yasargil-type Spoon-shaped jaws

Length	D	E	F
22 cm	41-3120	41-3121	
24 cm	41-3130	41-3131	41-3122

Yasargil-type Flat jaws, serrated

Length	G	H
22 cm	41-3125	41-3126



Yasargil-type

Spoon-shaped jaws, forward



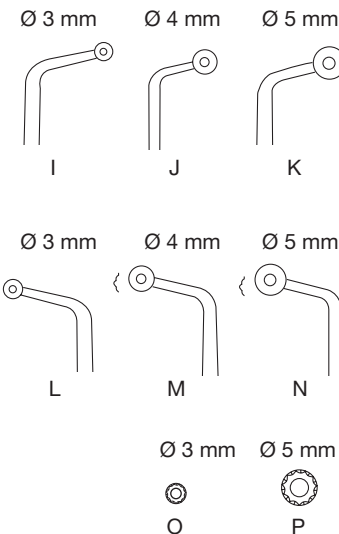
Yasargil-type

Spoon-shaped jaws, reserve



Heifetz

Curette jaws, toothed



Yasargil-type Spoon-shaped jaws, forward

Length	I	J	K
23 cm	41-3140	41-3141	41-3142

Yasargil-type Spoon-shaped jaws, reserve

Length	L	M	N
23 cm	41-3145	41-3146	41-3147

Heifetz Curette-jaws serrated

Length	O	P
22 cm	41-3135	41-3136



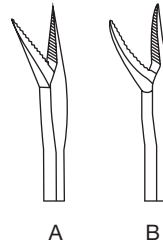
Micro Needle Holder

Rotatable shaft with flushing channel
 bayonet shaped, rotatable, 260 mm, WL 120 mm
 single action, Sapphire™ jaw, straight

Fig.	Art.-No.	jaw mm
A	41-4400	0,5
A	41-4402	1

curved

Fig.	Art.-No.	jaw mm
B	41-4401	0,5
B	41-4403	1



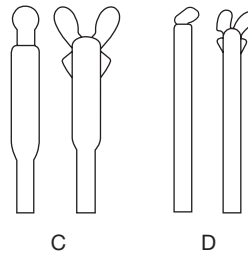
Micro Cupped Forceps

Rotatable shaft with flushing channel
 bayonet shaped, rotatable, 260 mm, WL 120 mm
 double action, straight

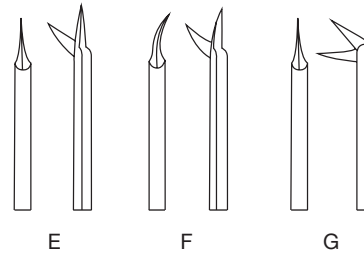
Fig.	Art.-No.	jaw mm
C	41-4410	2
C	41-4414	4

60° angled

Fig.	Art.-No.	jaw
D	41-4411	2



Standard working length 12 cm, for 9 cm WL please add "S" behind article number.
 Additional working lengths on request.



E

F

G

Micro Scissors

Rotatable shaft with flushing channel
bayonet shaped, rotatable, 260 mm, WL 120 mm,
single action, straight

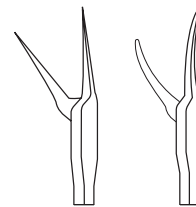
Fig.	Art.-No.	description
E	41-4420	sharp/sharp
E	41-4422	blunt/blunt

curved

Fig.	Art.-No.	description
F	41-4421	sharp/sharp
F	41-4423	blunt/blunt

45° angled

Fig.	Art.-No.	description
G	41-4424	blunt/blunt
G	41-4426	sharp/sharp



H

I

Micro Forceps

Rotatable shaft with flushing channel
bayonet shaped, rotatable, 260 mm, WL 120 mm,
single action, without ratchet, straight

Fig.	Art.-No.	jaw mm
H	41-4430	0,5

curved

Fig.	Art.-No.	jaw
I	41-4431	0,5

Standard working length 12 cm, for 9 cm WL please add "S" behind article number.
Additional working lengths on request.



Structurae™ Bayonet Micro Instruments

Ultra-lightweight Instruments for extremely delicate surgery.

- Totally new look and feel
- Lasting stainless steel framework structure
- Innovative modular construction
- Ergonomic round shell handles with perforations
- ultra-lightweight, comparable to the weight of titanium instruments
- Excellent haptic and unmatched precise control
- Easy cleaning and maintenance
- Nylon color coding

Nylon color coding:

black handle	blue handle	lilac handle	red handle	white handle	yellow handle
XX-XXXX/N	XX-XXXX/B	XX-XXXX/P	XX-XXXX/R	XX-XXXX/W	XX-XXXX/Y

Black + White Special Edition
XX-XXXX/WK

German Colors Special Edition
XX-XXXX/RKG

41-3210



41-4508/R

41-2205/N



Micro-Needle Holder

ultra-lightweight, straight,
without ratchet, Sapphire™

Art.-No.	length mm	Insert / Tip mm
41-2205*	200	◊ 0,4 x 11
41-2207	220	◊ 0,4 x 11
41-2210	240	◊ 0,4 x 11

ultra-lightweight, curved,
without ratchet, Sapphire™

Art.-No.	length mm	Insert / Tip mm
41-2206	200	◊ 0,8
41-2208	220	◊ 0,8
41-2211	240	◊ 0,8

Micro Tissue Forceps

ultra-lightweight

Art.-No.	length mm	Tip mm
41-3208	200	0,8
41-3209	200	0,4
41-3210*	220	0,8
41-3211	220	0,4
41-3215	240	0,8
41-3216	240	0,4

Tumour Grasping Forceps

ultra-lightweight

Art.-No.	length mm	Tip mm
41-3228	210	2,5
41-3229	210	3,5
41-3230	240	2,5
41-3231	240	3,5

ultra-lightweight, serrated

Art.-No.	length mm	Tip mm
41-3240	210	2,5
41-3241	210	3,5
41-3245	240	2,5
41-3246	240	3,5

Micro-Scissors

ultra-lightweight, straight

Art.-No.	length mm
41-4506	200
41-4508*	220
41-4510	240
41-4515	270

ultra-lightweight, curved

Art.-No.	length mm
41-4507*	200
41-4509	220
41-4511	240
41-4516	270

41-4507/Y

* bold = shown





Structurae™ Micro Scissors



03-1133



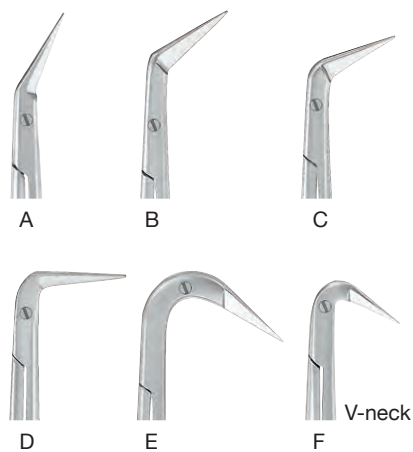
03-1133/RKG



03-1133/WK



03-1133/R



Micro Scissors

Fig.	Art.-No.	length mm	angle
A	03-1131	170	25°
B	03-1133*	170	45°
C	03-1135	170	60°
D	03-1137	170	90°
E	03-1139	170	125°
F	03-1139V	170	125°

* **bold** = shown



03-3300



03-3191



03-3175



Micro Needle Holders

ultra-lightweight, without ratchet, Sapphire™

Fig.	Art.-No.	length mm	Insert / Jaw mm
A	03-3170	180	◆ 0,4 x 11
B	03-3171	180	◆ 0,4 x 11
C	03-3180	180	◆ 0,8 x 11
D	03-3181	180	◆ 0,8 x 11
A	03-3190	205	◆ 0,4 x 11
B	03-3191*	205	◆ 0,4 x 11
C	03-3200	205	◆ 0,8 x 11
D	03-3201	205	◆ 0,8 x 11
A	03-3210	230	◆ 0,4 x 11
B	03-3211	230	◆ 0,4 x 11
C	03-3220	230	◆ 0,8 x 11
D	03-3221	230	◆ 0,8 x 11

ultra-lightweight, with ratchet, Sapphire™

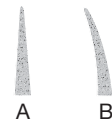
Fig.	Art.-No.	length mm	Insert / Jaw mm
A	03-3175*	180	◆ 0,4 x 11
B	03-3176	180	◆ 0,4 x 11
C	03-3185	180	◆ 0,8 x 11
D	03-3186	180	◆ 0,8 x 11
A	03-3195	205	◆ 0,4 x 11
B	03-3196	205	◆ 0,4 x 11
C	03-3205	205	◆ 0,8 x 11
D	03-3206	205	◆ 0,8 x 11
A	03-3215	230	◆ 0,4 x 11
B	03-3216	230	◆ 0,4 x 11
C	03-3225	230	◆ 0,8 x 11
D	03-3226	230	◆ 0,8 x 11

Hepp-Scheidel Needle Holder


ultra-lightweight, straight, Sapphire™

Art.-No.	length mm	Insert / Tip mm
03-3300*	180	◆ 1,2
03-3300.02	180	◆ 0,2
03-3300.04	180	◆ 0,4
03-3300.08	180	◆ 0,8

for sutures 8-0
and smaller



for sutures 6-0
and smaller



* bold = shown



Structurae™ Micro Forceps



10-6620

41-3200/N

10-6620/R

10-6622/Y

10-6620/P



10-6622/B

10-6622/WK

Micro Ring Forceps

ultra-lightweight, straight, Sapphire™

Art.-No.	length mm	Insert / Jaw mm
10-6620*	180	◊ 0,5 x 1
10-6622*	210	◊ 0,5 x 1

Micro DeBakey Forceps

ultra-lightweight, straight

Art.-No.	length mm	Tip mm
10-6630	180	1
10-6632	180	1,5
10-6640	210	1
10-6642	210	1,5

* bold = shown

Micro Forceps


ultra-lightweight, straight

Art.-No.	length mm	Tip mm	teeth	Insert
41-3200*	180	0,8		◊
41-3201	180	0,4		◊
41-3202	180	0,2		◊
41-3205	180	0,8	1 x 2	
41-3207	180	1,2	1 x 2	

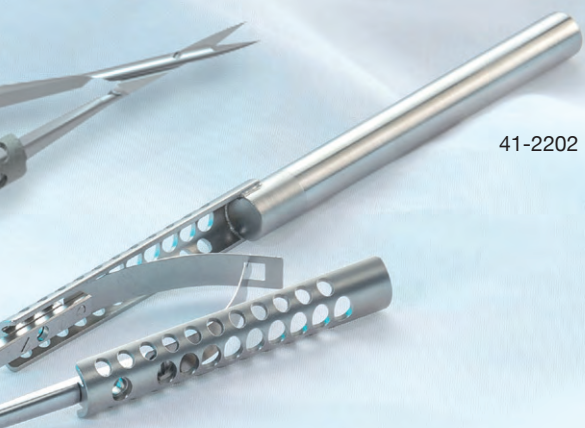
ultra-lightweight, curved

Art.-No.	length mm	Tip mm	teeth
41-3206	180	0,8	1 x 2





41-4500



One Finger-Micro Scissors

ultra-lightweight, straight

Art.-No.	length mm
41-4500*	170
41-4502	200

ultra-lightweight, curved


Art.-No.	length mm
41-4501	170
41-4503	200

One Finger-Micro Needle Holders




ultra-lightweight, straight, Sapphire™

Art.-No.	length mm	Insert
41-2200	170	
41-2202*	200	

ultra-lightweight, curved, Sapphire™


Art.-No.	length mm	Insert
41-2201	170	
41-2203	200	

* bold = shown





75-1100



75-1200

- Ultra-fine instruments for micro vessel-, nerve- and hand-surgery
- Maximum control and precision through ergonomic perforated handle
- Perfect balance and firm position in the hand through stabilization rod
- Even lighter than most titanium instruments

Nano Typing Forceps

ultra-lightweight, straight, Sapphire™

Art.-No.	length mm	Insert
75-1000*	150	

ultra-lightweight, curved, Sapphire™

Art.-No.	length mm	Insert
75-1001*	150	

Nano Scissors

ultra-lightweight, straight

Art.-No.	length mm
75-1100*	150

ultra-lightweight, curved

Art.-No.	length mm
75-1101*	150

Nano Needle Holders

ultra-lightweight, straight, Sapphire™

Art.-No.	length mm	Insert
75-1200*	150	

ultra-lightweight, curved, Sapphire™

Art.-No.	length mm	Insert
75-1201*	150	

* bold = shown



Micro Instruments



Our micro needle holders are set for grasping needles without rotation. Please be sure to return instruments for periodic routine maintenance to keep them in very best condition. You can determine if a needle holder requires restoration of its Sapphire™ Enhanced

Needle Grip Surface by placing a needle at the very tip and then slightly pushing or pulling it or by holding the closed tip up against the light. If the needle easily moves, or if you see light gaps between the tips, the needle holder should be sent for service.



Type	Insert	Tip size	0/0	1/0	2/0	3/0	4/0	5/0	6/0	7/0	8/0	9/0	10/0	11/0
Micro Needle Holders	Sapphire™	0.2 mm											X	X
	Sapphire™	0.4 mm									X	X	X	X
	Sapphire™	0.8 mm							X	X	X	X		
	Sapphire™	1.2 mm						X	X	X				
	TC (M) Micro Pitch 0.20-0.30	1.2 mm						X	X	X				
Heavy Micro Needle Holders	Sapphire™	2.0 mm			X	X	X	X	X					





Like diamonds in your hands!

Precision crafted by skilled artisans with the support of the most advanced computer controlled manufacturing technologies, the GEISTER® microsurgical instrument range offers you maximum strength and durability, precise control, sensitive tactile feel, lightweight, superior balance and the quality with meticulous attention to the even smallest details that you expect from a GEISTER® instrument.

All GEISTER® Micro Needle Holders and Forceps - both in stainless steel and titanium - feature our exclusive Sapphire™ enhanced needle grip surface for a firm grasp of needles without rotation and maximum control during suturing or grasping tissue.

Available are patterns with 0.3 or 0.4 mm tip dimensions designed for holding needles size 8-0 and smaller, as well as patterns with 0.8 mm tip for needles size 6-0 and smaller and 1.2 mm for needles size 5-0 and smaller. Featured streamline models with a twisted boxlock effectively prevent snagging of sutures in the boxlock area. Special soft touch models with a new softer ratchet provide for even more precise anastomosis, faster action and response and even better control and feeling.

Titanium instruments are approx. 50 % lighter than stainless steel instruments, providing for reduced fatigue during extended operations. They provide excellent balance and feel, at least traumatic and antimagnetic. They are easy to maintain and to sterilize, just in the same manner as stainless steel instruments. For easier identification all GEISTER® titanium instruments are anodized in blue color.

Superior in workmanship, quality, and reliability, our fine spring style micro scissors deliver precise, sharp and smooth cuts even on smallest vascular and tissue structures. They are handcrafted from the finest surgical grade stainless steel available and completed with an individual hand grind on each cutting edge. You have a choice of round handles, here in particular our Fairgrip™ ultra handle, offering a better tactile feeling, or of flat serrated handles, providing a more controlled grip. Featured nano jaw models come with shorter and even finer blades for unsurpassed precision even on the most delicate vascular.

GEISTER® micro tissue forceps available with ring-, tying or atraumatic DeBakey tips are manufactured with round handles to guarantee a secure and firm hold of the instrument in your hand. Guide pins and special textured tips provide for precise and atraumatic tissue handling without slippage or twisting of jaws.





Fairgrip™ ultra Micro - Potts

Coronary Scissors



Fig.	Length mm/"	∠	blade length mm	Art.-No.	Fig.	Length mm/"	∠	blade length mm	Art.-No.	Type
A	170/6½	-	10	03-0606	-	-	-	-	-	-
B	170/6½	-	10	03-0608	-	-	-	-	-	-
C	170/6½	25°	10	03-0610	C	210/8¼	25°	10	03-0620	Streamline*
D	170/6½	45°	10	03-0612	D	210/8¼	45°	10	03-0621	Streamline*
E	170/6½	60°	10	03-0614	E	210/8¼	60°	10	03-0622	Streamline*
F	170/6½	90°	10	03-0616	F	210/8¼	90°	10	03-0623	Streamline*
G	170/6½	125°	10	03-0618	G	210/8¼	125°	10	03-0624	Streamline*

Standard blade length 10 mm. For shorter 7 mm blade add "KS" behind Art.-No. for ordering. For longer 14 mm blade add "LS" behind Art.-No. for ordering.

* Scissors with length 210 mm only available in Streamline.



Fairgrip™ ultra Titanium Micro-Potts Coronary Scissors

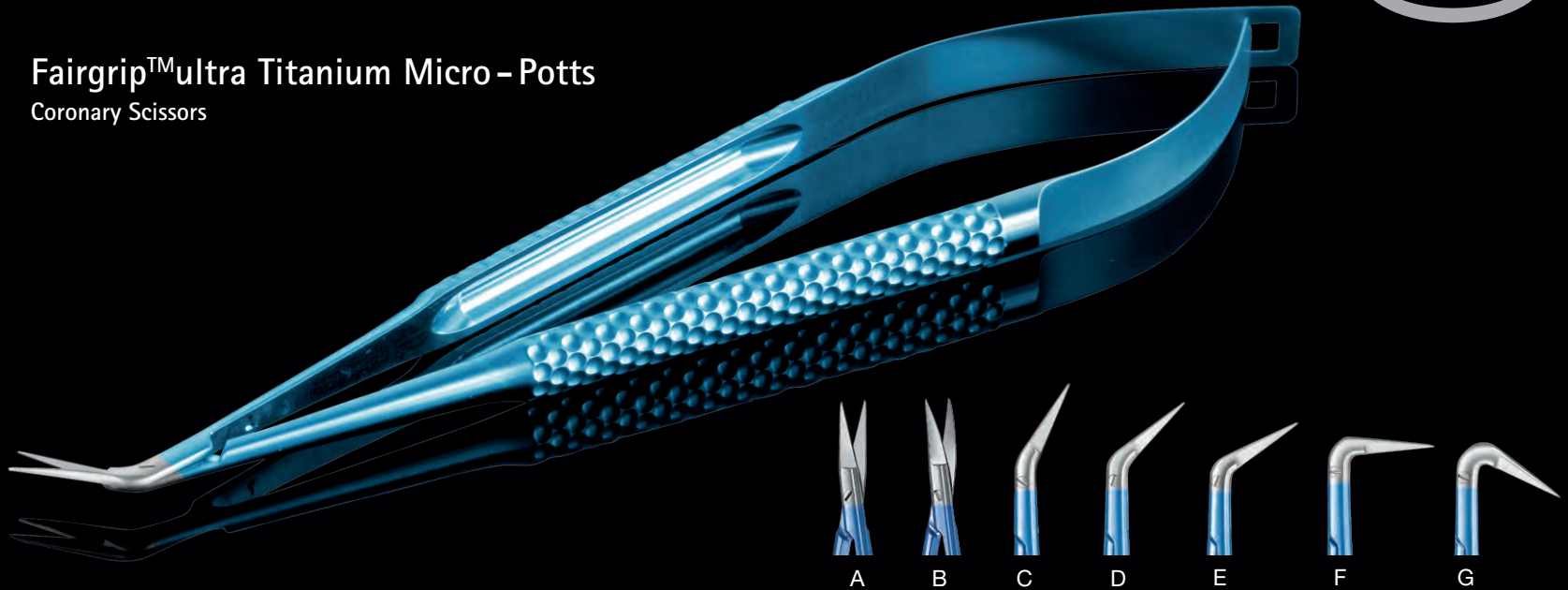


Fig.	Length mm/"	∠	blade length mm	Art.-No.	Fig.	Length mm/"	∠	blade length mm	Art.-No.	Type
A	170/6½	-	10	03-0606.TI	-	-	-	-	-	-
B	170/6½	-	10	03-0608.TI	-	-	-	-	-	-
C	170/6½	25°	10	03-0610.TI	C	210/8¼	25°	10	03-0620.TI	Streamline*
D	170/6½	45°	10	03-0612.TI	D	210/8¼	45°	10	03-0621.TI	Streamline*
E	170/6½	60°	10	03-0614.TI	E	210/8¼	60°	10	03-0622.TI	Streamline*
F	170/6½	90°	10	03-0616.TI	F	210/8¼	90°	10	03-0623.TI	Streamline*
G	170/6½	125°	10	03-0618.TI	G	210/8¼	125°	10	03-0624.TI	Streamline*

Standard blade length 10 mm. For shorter 7 mm blade add "KS" behind Art.-No. for ordering. For longer 14 mm blade add "LS" behind Art.-No. for ordering.

* Scissors with length 210 mm only available in Streamline.



Fairgrip™ ultra
with ratchet



for sutures 8-0
and smaller



A




B

for sutures 6-0
and smaller



C



D

for sutures 5-0
and smaller



E




F


Fig.	Length mm / "	jaw	Art.-No.	Fig.	Length mm / "	jaw	Art.-No.	Fig.	Length mm / "	jaw	Art.-No.
A	180/7	0.4 x 12	03-0650.04	A	210/8¼	0.4 x 12	03-0655.04	A	230/9	0.4 x 12	03-0660.04
B	180/7	0.4 x 12	03-0651.04	B	210/8¼	0.4 x 12	03-0656.04	B	230/9	0.4 x 12	03-0661.04
C	180/7	0.8 x 12	03-0650.08	C	210/8¼	0.8 x 12	03-0655.08	C	230/9	0.8 x 12	03-0660.08
D	180/7	0.8 x 12	03-0651.08	D	210/8¼	0.8 x 12	03-0656.08	D	230/9	0.8 x 12	03-0661.08
E	180/7	1.2 x 12	03-0650	E	210/8¼	1.2 x 12	03-0655	E	230/9	1.2 x 12	03-0660
F	180/7	1.2 x 12	03-0651	F	210/8¼	1.2 x 12	03-0656	F	230/9	1.2 x 12	03-0661
								C	260/10¼	0.8 x 12	03-0665.08
								E	260/10¼	1.2 x 12	03-0665



Fairgrip™ ultra Titanium Streamline with ratchet



for sutures 8-0
and smaller



A



B

for sutures 6-0
and smaller



C



D

for sutures 5-0
and smaller



E



F

Fig.	Length mm/"	jaw	Art.-No.	Fig.	Length mm/"	jaw	Art.-No.	Fig.	Length mm/"	jaw	Art.-No.
A	180/7	0.4 x 12	03-0650.04TI	A	210/8¼	0.4 x 12	03-0655.04TI	A	230/9	0.4 x 12	03-0660.04TI
B	180/7	0.4 x 12	03-0651.04TI	B	210/8¼	0.4 x 12	03-0656.04TI	B	230/9	0.4 x 12	03-0661.04TI
C	180/7	0.8 x 12	03-0650.08TI	C	210/8¼	0.8 x 12	03-0655.08TI	C	230/9	0.8 x 12	03-0660.08TI
D	180/7	0.8 x 12	03-0651.08TI	D	210/8¼	0.8 x 12	03-0656.08TI	D	230/9	0.8 x 12	03-0661.08TI
E	180/7	1.2 x 12	03-0650.TI	E	210/8¼	1.2 x 12	03-0655.TI	E	230/9	1.2 x 12	03-0660.TI
F	180/7	1.2 x 12	03-0651.TI	F	210/8¼	1.2 x 12	03-0656.TI	F	230/9	1.2 x 12	03-0661.TI



Fairgrip™ ultra Heavy Streamline with ratchet



for sutures 2-0
and smaller

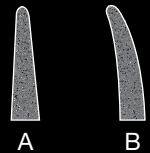


Fig.	Length mm/“	Handle	jaw	Art.-No.	Fig.	Length mm/“	Handle	jaw	Art.-No.	Fig.	Length mm/“	Handle	jaw	Art.-No.
A	190/7½	R10	2.0 x 18	03-0680	A	230/9	R10	2.0 x 18	03-0682	A	260/10¼	R10	2.0 x 18	03-0684
B	190/7½	R10	2.0 x 18	03-0681	B	230/9	R10	2.0 x 18	03-0683	B	260/10¼	R10	2.0 x 18	03-0685



Fairgrip™ ultra TC

with ratchet



TC-inserts 0,2 mm (M)
for sutures 5-0 and
smaller

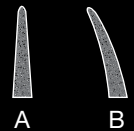


Fig.	Length mm/“	jaw	Art.-No.	Fig.	Length mm/“	jaw	Art.-No.	Fig.	Length mm/“	jaw	Art.-No.
A	180/7	1.2 x 12	24-1140	A	210/8¼	1.2 x 12	24-1150	A	230/9	1.2 x 12	24-1160
B	180/7	1.2 x 12	24-1141	B	210/8¼	1.2 x 12	24-1151	B	230/9	1.2 x 12	24-1161



Fairgrip™ ultra Tying Forceps
with platform

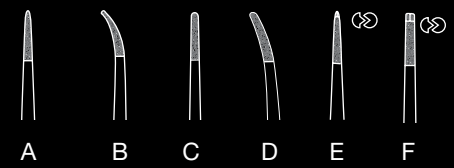



Fig.	Length mm / "	Jaw mm	teeth	Art.-No. ①
E	180/7	0.4	1 x 2	10-6056
F	180/7	0.8	1 x 2	10-6052
E	210/8¼	0.4	1 x 2	10-6058
F	210/8¼	0.8	1 x 2	10-6054

Fig.	Length mm / "	Jaw mm	Art.-No. ①	Art.-No. ②
A	180/7	0.4 x 7	10-6032	10-6332
B	180/7	0.4 x 7	10-6033	10-6333
C	180/7	0.8 x 7	10-6030	10-6330
D	180/7	0.8 x 7	10-6031	10-6331
A	210/8¼	0.4 x 7	10-6036	10-6336
B	210/8¼	0.4 x 7	10-6037	10-6337
C	210/8¼	0.8 x 7	10-6034	10-6334
D	210/8¼	0.8 x 7	10-6035	10-6335
A	230/9	0.4 x 7	10-6047	-
C	230/9	0.8 x 7	10-6045	-
C	260/10¼	0.8 x 7	10-6048	-



Fairgrip™ ultra Titanium Tying Forceps with platform

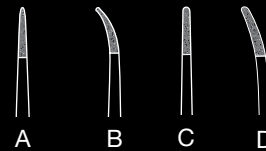



Fig.	Length mm/"	Jaw mm	Art.-No.
A	180/7	0.4 x 7	10-6032.TI
B	180/7	0.4 x 7	10-6033.TI
C	180/7	0.8 x 7	10-6030.TI
D	180/7	0.8 x 7	10-6031.TI
A	210/8¼	0.4 x 7	10-6036.TI
B	210/8¼	0.4 x 7	10-6037.TI
C	210/8¼	0.8 x 7	10-6034.TI
D	210/8¼	0.8 x 7	10-6035.TI
A	230/9	0.4 x 7	10-6047.TI
C	230/9	0.8 x 7	10-6045.TI



Fairgrip™ ultra Forceps

Ring Tip



Fig.	Length mm / "	Ring Ø mm	Art.-No. ①	Art.-No. ②
A	180/7	0.5 x 1.0	10-6010	10-6310
B	180/7	0.5 x 1.0	10-6011	10-6311
A	210/8¼	0.5 x 1.0	10-6012	10-6312
B	210/8¼	0.5 x 1.0	10-6013	10-6313
A	230/9	0.5 x 1.0	10-6014	10-6314
B	230/9	0.5 x 1.0	10-6015	10-6315



Fairgrip™ ultra Titanium Forceps

Ring Tip




Fig.	Length mm / "	Ring Ø mm	Art.-No. ①
A	180/7	0.5 x 1.0	10-6010.TI
B	180/7	0.5 x 1.0	10-6011.TI
A	210/8¼	0.5 x 1.0	10-6012.TI
B	210/8¼	0.5 x 1.0	10-6013.TI
A	230/9	0.5 x 1.0	10-6014.TI
B	230/9	0.5 x 1.0	10-6015.TI



Fairgrip™ ultra DeBakey




Fig.	Length mm/"	jaw mm	Art.-No.
A	180/7	1.0	10-6060
A	210/8¼	1.0	10-6065
A	230/9	1.0	10-6076



Fairgrip™ ultra Titanium DeBakey






Fig.	Length mm/"	jaw mm	Art.-No.
A	180/7	1.0	10-6060.TI
A	210/8¼	1.0	10-6065.TI
A	230/9	1.0	10-6076.TI



Nicola (Fahlbusch)



- 41-8400 Fahlbusch Scissors 16.5 cm, curved
- 41-8405 Nicola Scissors 16.5 cm
- 41-8410 Nicola Grasping Forceps 16.5 cm
- 41-8415 Nicola Spoon Forceps 16.5 cm



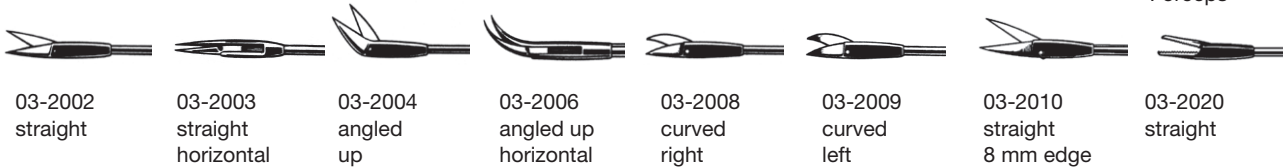
For additional micro instruments see special catalog Micro instruments – Like diamonds in your hands!



Micro Instruments

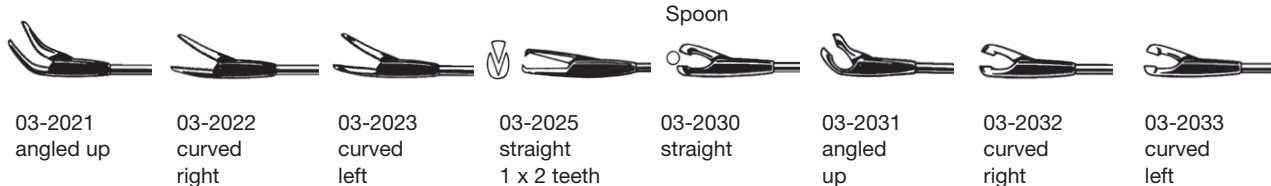
with squeeze handle, angled shaft

Scissors



- | | | | | | | | | |
|---------------------|-----------------------------------|-------------------------|------------------------------------|----------------------------|---------------------------|----------------------------------|---------------------|---------|
| 03-2002
straight | 03-2003
straight
horizontal | 03-2004
angled
up | 03-2006
angled up
horizontal | 03-2008
curved
right | 03-2009
curved
left | 03-2010
straight
8 mm edge | 03-2020
straight | 18.5 cm |
|---------------------|-----------------------------------|-------------------------|------------------------------------|----------------------------|---------------------------|----------------------------------|---------------------|---------|

Forceps



- | | | | | | | | | |
|----------------------|----------------------------|---------------------------|------------------------------------|---------------------|-------------------------|----------------------------|---------------------------|---------|
| 03-2021
angled up | 03-2022
curved
right | 03-2023
curved
left | 03-2025
straight
1 x 2 teeth | 03-2030
straight | 03-2031
angled
up | 03-2032
curved
right | 03-2033
curved
left | 18.5 cm |
|----------------------|----------------------------|---------------------------|------------------------------------|---------------------|-------------------------|----------------------------|---------------------------|---------|

Spoon



Forceps and Clamps



Bipolar Tissue Forceps

Bipolar Tissue Forceps


with flat Euro-plug, angled tip

10-7025	15 cm angled	tip 2.0 mm
10-7024	15 cm angled	tip 1.0 mm
10-7026	15 cm angled	tip 0.3 mm
10-7035	18 cm angled	tip 2.0 mm
10-7034	18 cm angled	tip 1.0 mm
10-7036	18 cm angled	tip 0.3 mm
10-7045	20 cm angled	tip 2.0 mm
10-7044	20 cm angled	tip 1.0 mm
10-7046	20 cm angled	tip 0.3 mm
10-7055	22 cm angled	tip 2.0 mm
10-7054	22 cm angled	tip 1.0 mm
10-7056	22 cm angled	tip 0.3 mm
10-7065	24 cm angled	tip 2.0 mm
10-7064	24 cm angled	tip 1.0 mm
10-7066	24 cm angled	tip 0.3 mm

Bipolar Tissue Forceps

with flat Euro-plug, straight tip

10-7021	15 cm	tip 2.0 mm
10-7020	15 cm	tip 1.0 mm
10-7022	15 cm	tip 0.3 mm
10-7031	18 cm	tip 2.0 mm
10-7030	18 cm	tip 1.0 mm
10-7032	18 cm	tip 0.3 mm
10-7041	20 cm	tip 2.0 mm
10-7040	20 cm	tip 1.0 mm
10-7042	20 cm	tip 0.3 mm
10-7051	22 cm	tip 2.0 mm
10-7050	22 cm	tip 1.0 mm
10-7052	22 cm	tip 0.3 mm
10-7061	24 cm	tip 2.0 mm
10-7060	24 cm	tip 1.0 mm
10-7062	24 cm	tip 0.3 mm



10-7034



10-7030

Euro-plug
(flat) standardUS-plug (2-pin) optional
Add „US“ behind catalog no.

Forceps for connection to the bipolar output of electrosurgical generators. Sterilisable up to 280°F/137°C.

Bipolar Tissue Forceps



10-7201



10-7124



10-7012


Bipolar ENT Tissue Forceps with flat Euro-plug, knee-bent, 17cm, straight tip

10-7201	tip 2.0 mm
10-7200	tip 1.0 mm
10-7202	tip 0.3 mm

Bipolar Bayonet Tissue Forceps with flat Euro-plug, straight tip

10-7114	18 cm bayonet	tip 2.0 mm
10-7110	18 cm bayonet	tip 1.0 mm
10-7111	18 cm bayonet	tip 0.3 mm
10-7124	20 cm bayonet	tip 2.0 mm
10-7120	20 cm bayonet	tip 1.0 mm
10-7121	20 cm bayonet	tip 0.3 mm
10-7134	22 cm bayonet	tip 2.0 mm
10-7130	22 cm bayonet	tip 1.0 mm
10-7131	22 cm bayonet	tip 0.3 mm
10-7144	24 cm bayonet	tip 2.0 mm
10-7140	24 cm bayonet	tip 1.0 mm
10-7141	24 cm bayonet	tip 0.3 mm

Bipolar Jeweler's Forceps with flat Euro-plug, straight tip

10-7001	7 cm straight	tip 0.25 mm
10-7000	7 cm straight	tip 0.45 mm
10-7003	7 cm angled	tip 0.25 mm
10-7002	7 cm angled	tip 0.45 mm
10-7012	11 cm straight	tip 0.25 mm
10-7010	11 cm straight	tip 0.60 mm
10-7016	11 cm angled	tip 0.25 mm
10-7014	11 cm angled	tip 0.60 mm



For additional instruments see special catalog Powered.



Bipolar Tissue Forceps

Euro-plug
(flat) standardUS-plug (2-pin) optional
Add „US“ behind catalog no.**A, straight**

Length	Pointed 0.5 mm tip	Blunt 1.0 mm tip	Blunt 2.0 mm tip	Material
180 mm	10-7380	10-7381	10-7382	Titanium
200 mm	10-7390	10-7391	10-7392	Titanium

B, bayonet

Length	Pointed 0.5 mm tip	Blunt 1.0 mm tip	Blunt 1,5 mm tip	Material
160 mm	10-7300	10-7301	10-7302	Titanium
180 mm	10-7310	10-7311	10-7312	Titanium
200 mm	10-7320	10-7321	10-7322	Titanium
220 mm	10-7330	10-7331	10-7332	Titanium
240 mm	10-7340	10-7341	10-7342	Titanium
jaw angled (not illustrated)				
220 mm	10-7335	10-7336		Titanium

C, straight

Length	Pointed 0.5 mm tip	Blunt 1.0 mm tip	Blunt 2.0 mm tip	Stainless Steel
180 mm	10-7480	10-7481	10-7482	with irrigation
200 mm	10-7490	10-7491	10-7492	with irrigation
220 mm	10-7500	10-7501	10-7502	with irrigation

D, bayonet

Length	Pointed 0.5 mm tip	Blunt 1.0 mm tip	Blunt 1,5 mm tip	Stainless Steel
180 mm	10-7410	10-7411	10-7412	with irrigation
200 mm	10-7420	10-7421	10-7422	with irrigation
220 mm	10-7430	10-7431	10-7432	with irrigation
240 mm	10-7440	10-7441	10-7442	with irrigation

Additional bipolar forceps and electrosurgical units see catalog „Electrosurgery“



A, straight



B, bayonet



C, straight

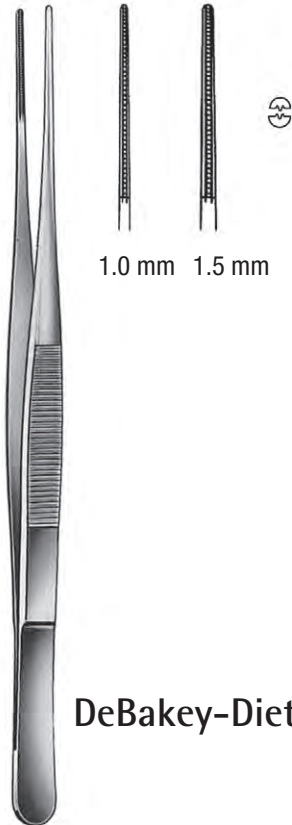


D, bayonet

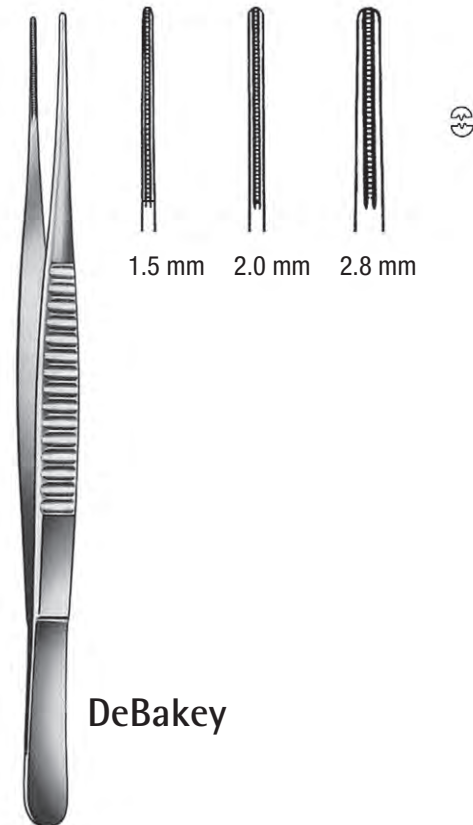
Forceps for connection to the bipolar output of electrosurgical generators. Sterilisable up to 280°F/137°C.



DeBakey-Light



DeBakey-Diethrich



DeBakey

DeBakey-Light		
Length	jaw	Art.-No.
15.0 cm	1.0 mm	10-0050
19.5 cm	1.0 mm	10-0052
24.0 cm	1.0 mm	10-0054

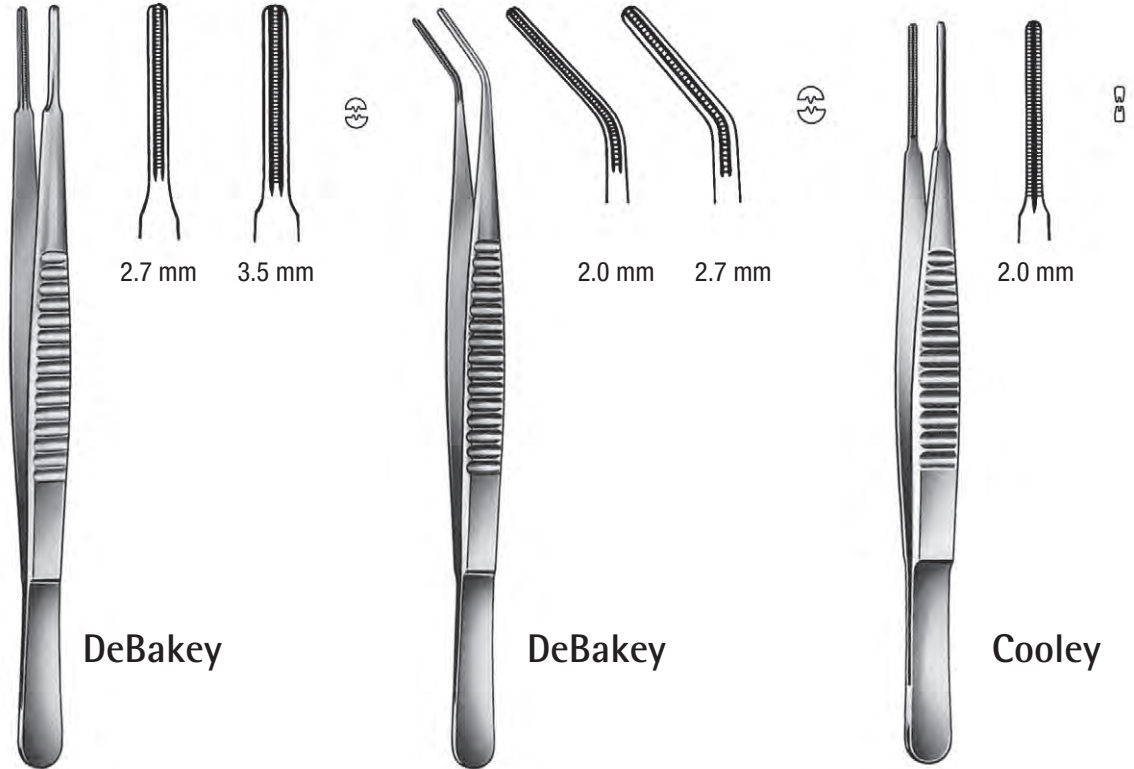
DeBakey-Diethrich		
Length	jaw	Art.-No.
15.0 cm	1.0 mm	10-0096
19.5 cm	1.0 mm	10-0097
24.0 cm	1.0 mm	10-0098
15.0 cm	1.5 mm	10-0100
19.5 cm	1.5 mm	10-0102
24.0 cm	1.5 mm	10-0104

DeBakey		
Length	jaw	Art.-No.
15.0 cm	1.5 mm	10-0106
19.5 cm	1.5 mm	10-0107
24.0 cm	1.5 mm	10-0108
30.0 cm	1.5 mm	10-0109
15.0 cm	2.0 mm	10-0110
19.5 cm	2.0 mm	10-0112
24.0 cm	2.0 mm	10-0114
30.0 cm	2.0 mm	10-0116
38.0 cm	2.0 mm	10-0118
15.0 cm	2.8 mm	10-0121
19.5 cm	2.8 mm	10-0123
24.0 cm	2.8 mm	10-0125
30.0 cm	2.8 mm	10-0127
38.0 cm	2.8 mm	10-0129

DeBakey		
Length	jaw	Art.-No.
15.0 cm	2.7 mm	10-0120
19.5 cm	2.7 mm	10-0122
24.0 cm	2.7 mm	10-0124
30.0 cm	2.7 mm	10-0126
38.0 cm	2.7 mm	10-0128
15.0 cm	3.5 mm	10-0130
19.5 cm	3.5 mm	10-0132
24.0 cm	3.5 mm	10-0134
30.0 cm	3.5 mm	10-0136
38.0 cm	3.5 mm	10-0138

DeBakey		
Length	jaw	Art.-No.
15.0 cm	2.0 mm	10-0140
19.5 cm	2.0 mm	10-0142
24.0 cm	2.0 mm	10-0144
30.0 cm	2.0 mm	10-0146
15.0 cm	2.7 mm	10-0141
19.5 cm	2.7 mm	10-0143
24.0 cm	2.7 mm	10-0145
30.0 cm	2.7 mm	10-0148

Cooley		
Length	jaw	Art.-No.
15.0 cm	2.0 mm	10-0180
19.5 cm	2.0 mm	10-0182
24.0 cm	2.0 mm	10-0184




DeBakey

DeBakey

Cooley



Chitwood-DeBakey TC



Chitwood-DeBakey TC

Chitwood-DeBakey TC

Length	jaw	Art.-No.
15.0 cm	1.5 mm	10-0600
19.5 cm	1.5 mm	10-0602
24.0 cm	1.5 mm	10-0604

Chitwood-DeBakey TC

Length	jaw	Art.-No.
15.0 cm	2.0 mm	10-0620
19.5 cm	2.0 mm	10-0622
24.0 cm	2.0 mm	10-0624
15.0 cm	2.7 mm	10-0630
19.5 cm	2.7 mm	10-0632
24.0 cm	2.7 mm	10-0634
15.0 cm	3.5 mm	10-0640
19.5 cm	3.5 mm	10-0642
24.0 cm	3.5 mm	10-0644

Adson TC**Smooth**

Length	Art.-No.
12.0 cm	10-0501

Standard

Length	Art.-No.
12.0 cm	10-0500
15.0 cm	10-0502

Adson-Brown TC

Length	Art.-No.
12.0 cm	10-0504
15.0 cm	10-0505

Adson TC-Micro-Adson TC

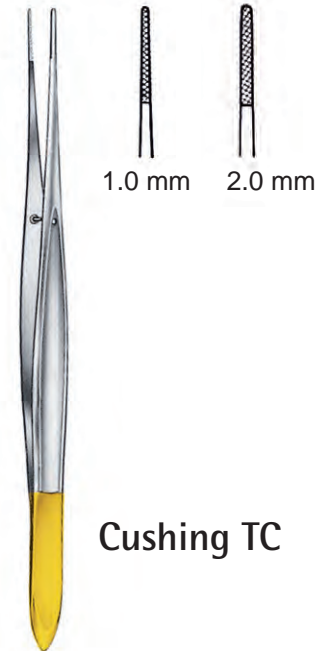
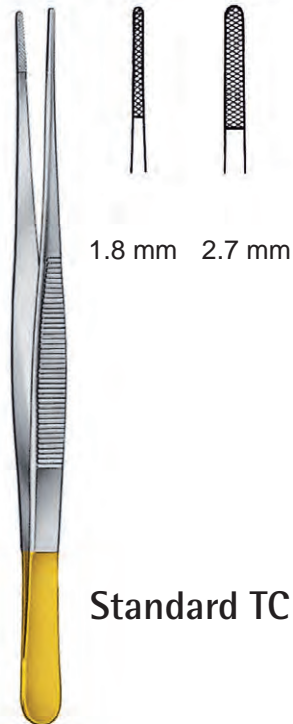
Length	jaw	Art.-No.
12.0 cm	1.7 mm	10-0550
12.0 cm	1.0 mm	10-0551
15.0 cm	1.7 mm	10-0552
15.0 cm	1.0 mm	10-0553



Adson TC

Adson-Brown TC

Adson TC
Micro-Adson TC

**Standard TC**

Length	jaw	Art.-No.
14.5 cm	1.8 mm	10-0530
16.0 cm	1.8 mm	10-0532
18.0 cm	1.8 mm	10-0534
20.0 cm	1.8 mm	10-0535
23.0 cm	1.8 mm	10-0536
25.0 cm	1.8 mm	10-0537
14.5 cm	2.7 mm	10-0540
16.0 cm	2.7 mm	10-0541
18.0 cm	2.7 mm	10-0542
20.0 cm	2.7 mm	10-0543
23.0 cm	2.7 mm	10-0544

Potts-Smith TC**With dissector**

Length	jaw	Art.-No.
16.0 cm	1.8 mm	10-0526
21.0 cm	1.8 mm	10-0527
23.0 cm	1.8 mm	10-0528
25.0 cm	1.8 mm	10-0529

Cushing TC**Straight**

Length	jaw	Art.-No.
18.0 cm	1.0 mm	10-0513
18.0 cm	2.0 mm	10-0510

Angled

18.0 cm	1.0 mm	10-0513.GB
18.0 cm	2.0 mm	10-0512

**Oehler TC****A**

Length	Art.-No.
14.5 cm	10-0560
16.0 cm	10-0561
18.0 cm	10-0562
20.0 cm	10-0563
25.0 cm	10-0564

B

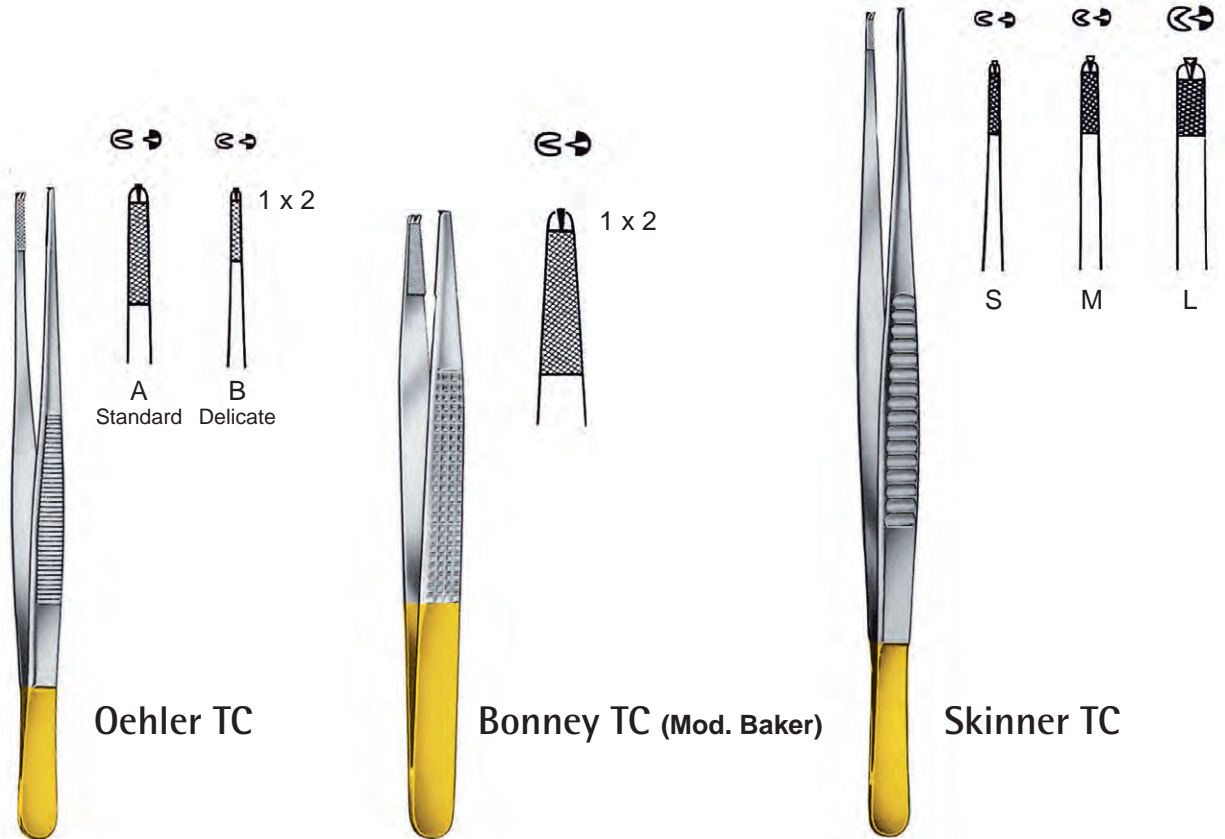
Length	Art.-No.
14.5 cm	10-0565
16.0 cm	10-0566
18.0 cm	10-0567
20.0 cm	10-0568
25.0 cm	10-0569

Bonney TC (Mod. Baker)

Length	Art.-No.
17.0 cm	10-0585

Skinner TC

Length	Size	Art.-No.
23.0 cm	S	10-0580
23.0 cm	M	10-0581
23.0 cm	L	10-0582



Oehler TC

Bonney TC (Mod. Baker)

Skinner TC



Micro Jeweller's

extra precisely matching jaws
with ultra-delicate 0,3 mm tips

10-3203 12 cm
10-3204 13.5 cm



10-3213 18 cm



10-3205 11 cm



with 10° angled dilation tips
10-3200 11 cm


SAPPHIRE™
 Enhanced Needle Grip Surface

Also available with Sapphire™-jaws
on request (add ".AS" behind the article no.)



Jeweller's
No. 3
10-3103 11.5 cm



No. 4
10-3104 11.5 cm



No. 5
10-3105 11.5 cm



No. 7
10-3107 11.5 cm


Adson-Brown

10-1835 12.0 cm


Adson 1 x 2

10-1832 12 cm

10-1838 15 cm


Adson 1 x 2

serrated

10-1831 12 cm

10-1837 15 cm


Micro-Adson 1 x 2

10-1833 12 cm

10-1839 15 cm



1 x 2



2 x 3

Standard 1 x 2

Length	delicate	slender	regular	2 x 3 wide
11.5 cm	10-2130	10-2122	10-2102	
13.0 cm	10-2131	10-2124	10-2104	10-2140
14.5 cm	10-2132	10-2126	10-2106	10-2142
16.0 cm		10-2128	10-2108	10-2144
18.0 cm			10-2110	10-2146
20.0 cm			10-2112	10-2148
23.0 cm			10-2114	
25.0 cm			10-2116	
30.0 cm			10-2118	

Gerald 1 x 2

10-2200	18 cm, straight
10-2201	18 cm, curved
10-1551	24 cm, straight

Gerald Bayonet 1 x 2

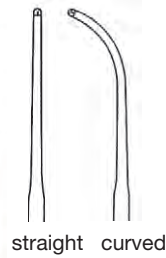
10-2202	18 cm
---------	-------



Standard
1 x 2



Gerald
1 x 2



Gerald Bayonet
1 x 2

**Adson**

10-1740 12 cm
10-1742 15 cm

**Micro-Adson**

10-1741 12 cm
10-1743 15 cm

**Cushing**

10-1910 17.5 cm, straight
10-1911 17.5 cm, curved
10-1910.TI Titanium, straight

**Semken****Gerald****Gerald
Bayonet****Semken**

10-1880	13.0 cm, straight
10-1881	13.0 cm, curved
10-1882	14.5 cm, straight
10-1883	14.5 cm, curved

Gerald

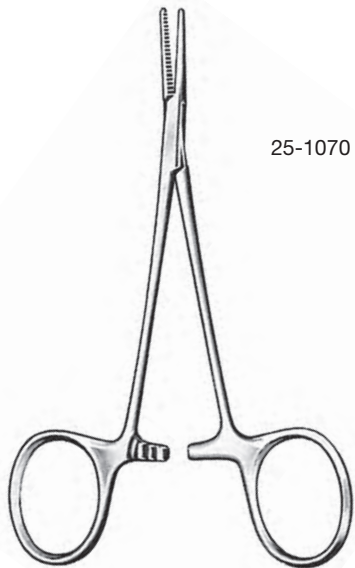
10-1900	18.0 cm, straight
10-1901	18.0 cm, curved
10-1550	24.0 cm, straight

Gerald Bayonet

10-1902	18.0 cm, straight
---------	-------------------



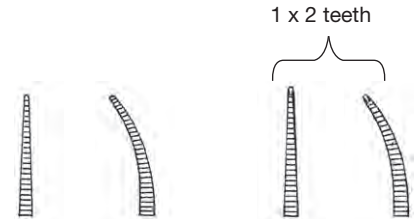
Halstead-Mosquito



25-1070



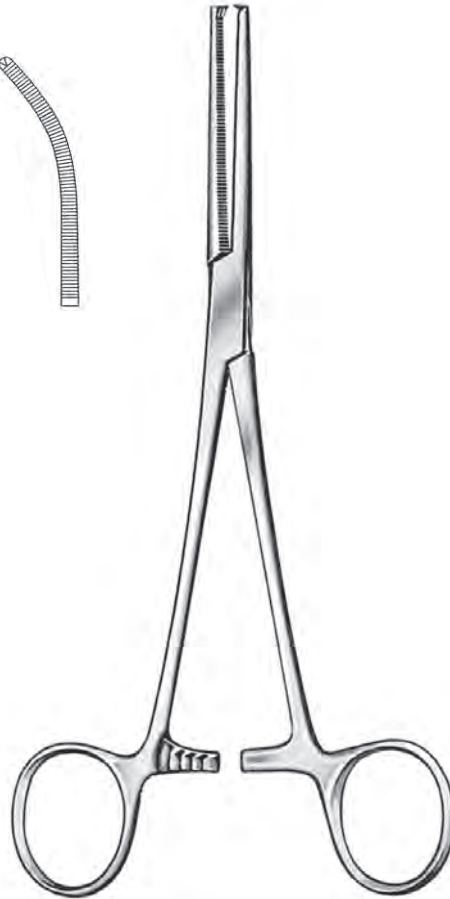
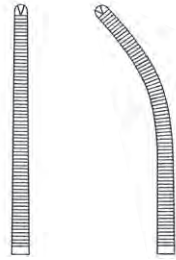
25-1090



25-1070 12.5 cm	25-1071 12.5 cm	25-1075 12.5 cm	25-1076 12.5 cm
Titanium 25-1070.TI	Titanium 25-1071.TI	Titanium 25-1075.TI	Titanium 25-1076.TI
25-1090 20 cm	25-1091 20 cm	25-1092 20 cm	25-1093 20 cm

Ochsner (Kocher)

1 x 2 teeth



Baby-Mixer



Ochsner (Kocher) straight

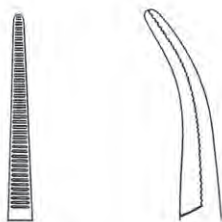
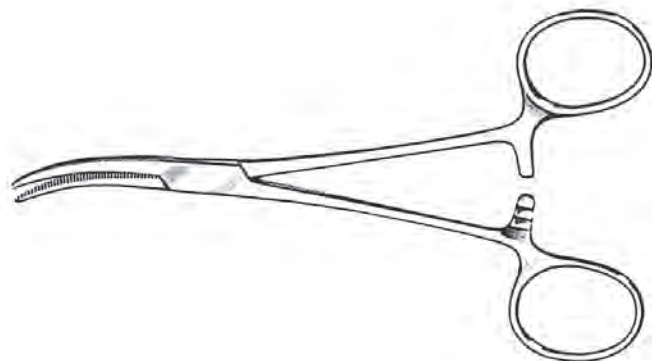
14 cm	25-1140
16 cm	25-1141
18 cm	25-1142
20 cm	25-1143
22 cm	25-1144
24 cm	25-1145
26 cm	25-1146
30 cm	25-1147

curved

14 cm	25-1150
16 cm	25-1151
18 cm	25-1152
20 cm	25-1153
22 cm	25-1154
24 cm	25-1155
26 cm	25-1156
30 cm	25-1157

Baby-Mixer

18 cm	25-1363
-------	---------



Dandy

Hemostatic Forceps

25-1097	14 cm	
25-1097.MZ	14 cm	1 x 2 teeth



Schwartz

Applying Forceps
Titanium

20-0505	19 cm
20-0505.TI	19 cm



Schwartz

Bulldogs Clamps
Titanium

20-0500	0°	20-0501	25°	20-0502	45°
20-0500.TI	0°	20-0501.TI	25°	20-0502.TI	45°

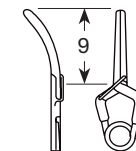
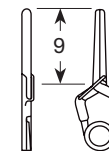
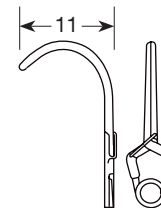
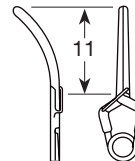
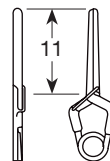
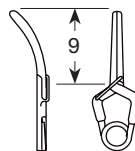
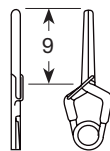


Not for implantation

Temporary Vessel Clamps

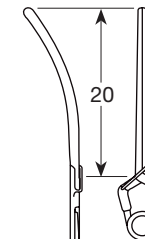
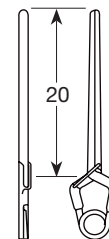
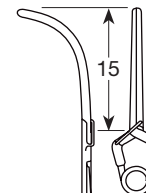
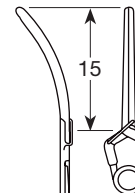
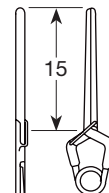
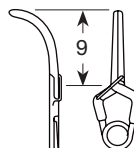


Yasargil-type Standard



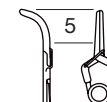
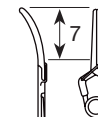
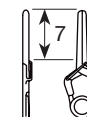
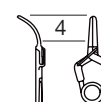
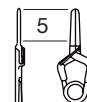
Applying Forceps
41-5500
17.5 cm

Stainless Steel	41-5012	41-5014	41-5022	41-5024	41-5054	41-5112	41-5114
Titanium	41-5012.TI	41-5014.TI	41-5022.TI	41-5024.TI	41-5054.TI	41-5112.TI	41-5114.TI
max. opening	7.0 mm	6.8 mm	7.8 mm	7.5 mm	6.2 mm	7.0 mm	6.8 mm
Force	180 gms	180 gms	180 gms	180 gms	180 gms	90 gms	90 gms



Stainless Steel	41-5116	41-5128	41-5130	41-5132	41-5134	41-5136
Titanium	41-5116.TI	41-5128.TI	41-5130.TI	41-5132.TI	41-5134.TI	41-5136.TI
max. opening	6.1 mm	9.2 mm	8.7 mm	7.4 mm	11.4 mm	11.0 mm
Force	110 gms	90 gms	110 gms	110 gms	110 gms	90 gms

Mini



Stainless Steel	41-5300	41-5306	41-5308	41-5320	41-5322	41-5324
Titanium	41-5300.TI	41-5306.TI	41-5308.TI	41-5320.TI	41-5322.TI	41-5324.TI
max. opening	3.3 mm	4.0 mm	3.8 mm	4.6 mm	4.4 mm	4.0 mm
Force	50 gms	50 gms	50 gms	70 gms	70 gms	70 gms





Micro Vascular Clamps



Plain Fig.	Single Clamps (pair)		Approximator without frame, movable		Approximator with frame, movable		Vessel Size	Length
	A	V	A	V	A	V		
1	75-0397	75-0396	75-0415	75-0414	75-0409	75-0408	0.4 – 1.0 mm	8 mm
2	75-0399	75-0398	75-0417	75-0416	75-0411	75-0410	0.6 – 1.5 mm	11 mm
3	75-0401	75-0400	75-0419	75-0418	75-0413	75-0412	1.0 – 2.2 mm	17 mm
4		75-0325		75-0326			1.5 – 3.5 mm	24 mm
5		75-0286		75-0287			2.0 – 5.0 mm	36 mm
Black								
1	75-0461	75-0462	75-0479	75-0480	75-0473	75-0474	0.4 – 1.0 mm	8 mm
2	75-0463	75-0464	75-0481	75-0482	75-0475	75-0476	0.6 – 1.5 mm	11 mm
3	75-0465	75-0466	75-0483	75-0484	75-0477	75-0478	1.0 – 2.2 mm	17 mm
4		75-0329		75-0330			1.5 – 3.5 mm	24 mm
5		75-0327		75-0328			2.0 – 5.0 mm	36 mm
Applying Forceps	Fig. 1-2	75-0071 with catch		75-0072 without catch				
	Fig. 3-4	75-0073 with catch		75-0074 without catch				

A = for arteries, V = for veins

Biemer

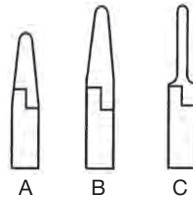


Fig.	Jaw opening mm	Jaw length mm	Closing force g	Vessel Size mm	Art.-No.
A	4.0	6.0	30 – 40	0.5 – 2.0	41-5600
B	5.0	9.0	30 – 40	0.5 – 2.0	41-5602
C	5.0	9.0	20 – 25	0.5 – 2.0	41-5604
Applying Forceps		Fig. A	41-5610 without catch, 14 cm / 5 1/2"		
		Fig. B, C	41-5612 with catch, 14 cm / 5 1/2"		

Mehdorn

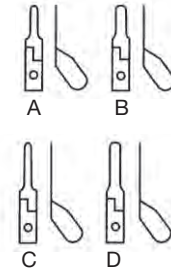


Fig.	Jaw length mm	Closing force g	Vessel Size mm	Art.-No.
A	4.0 x 1.0	10 – 15	0.5 – 1.5	41-5665
B	4.0 x 1.0	15 – 20	0.5 – 1.5	41-5666
C	6.0 x 1.4	10 – 15	0.5 – 1.5	41-5667
D	6.0 x 1.4	15 – 20	0.5 – 1.5	41-5668
Applying Forceps		Fig. A – D	41-5669 without catch, 15 cm / 6"	
			The position of the clip in the Applying Forceps can be varied.	

Biemer-Mueller

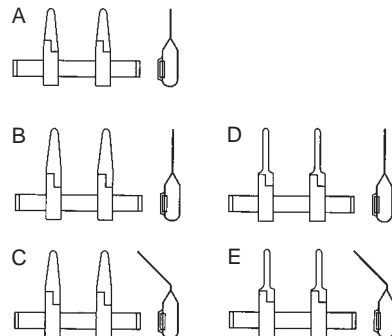



Fig.	Jaw opening mm	Jaw length mm	Closing force g	Vessel Size mm	Art.-No.
A	3.0	4.5	30 – 40	0.5 – 2.0	41-5605
B	5.0	9.0	30 – 40	0.5 – 2.0	41-5606
C	5.0	9.0	30 – 40	0.5 – 2.0	41-5607
D	5.0	9.0	30 – 40	0.5 – 2.0	41-5608
E	5.0	9.0	30 – 40	0.5 – 2.0	41-5609
Applying Forceps		Fig. A	41-5610 without catch, 14 cm / 5 1/2"		
		Fig. B – E	41-5612 with catch, 14 cm / 5 1/2"		



Adson

Dural Needle Holder
with perforated jaw

24-8160 18 cm



Raney

Dural Clip Applying
and Removing Forceps
Clips, stainless

41-7995 16 cm
41-7991 pack of 12 pcs.




Yasargil-type


Galea Hook

41-7850 31 cm 7 mm
41-7852 41 cm 12 mm

Ball + Socket




Backhaus



Lorna



Peers



Length	Ball + Socket	Backhaus
8.0 cm		25-0060
11.0 cm	25-0082	25-0061
13.0 cm	25-0083	25-0062
15.0 cm	25-0085	25-0063
Length	Lorna	Peers
10.0 cm	25-0070	
13.0 cm	25-0071	
14.5 cm		25-0050

Ulrich**Ulrich
straight**25-9030
22 cm25-9031
25 cm25-9032
27 cm**curved**25-9035
22 cm25-9036
25 cm25-9037
27 cm



Scissors



**Metzenbaum TC
straight**

26-0100	26-0102	26-0104	26-0106	26-0108	26-0110	26-0112
14 cm	18 cm	20 cm	23 cm	25 cm	28 cm	30 cm

**Metzenbaum TC
curved**

26-0101	26-0103	26-0105	26-0107	26-0109	26-0111	26-0113	26-0115
14 cm	18 cm	20 cm	23 cm	25 cm	28 cm	30 cm	36 cm

**Metzenbaum Fino TC (delicate)
straight**

26-0120	26-0122	26-0124	26-0126
14 cm	18 cm	20 cm	23 cm

curved

26-0121	26-0123	26-0125	26-0127	26-0129	26-0131
14 cm	18 cm	20 cm	23 cm	26 cm	28 cm

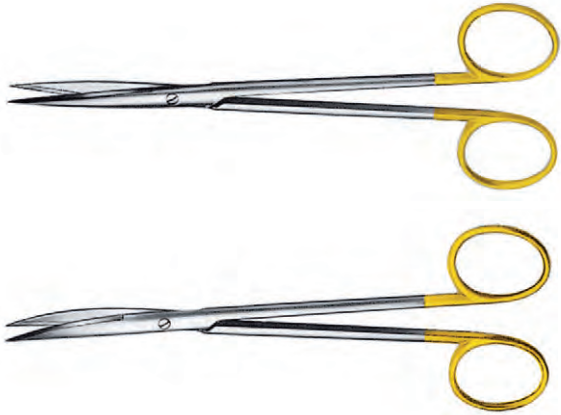
Nelson Metzenbaum TC
Nelson Metzenbaum TC
Metzenbaum TC

Nelson Metzenbaum TC


Metzenbaum TC

Nelson Metzenbaum TC


Metzenbaum Fino TC

Standard TC



Metzenbaum-Fino TC pointed

straight

26-0180	26-0182	26-0184	26-0186
14 cm	18 cm	20 cm	23 cm

curved

26-0181	26-0183	26-0185	26-0187
14 cm	18 cm	20 cm	23 cm

Standard TC

straight

26-0010	26-0011	26-0012
14.5 cm	14.5 cm	14.5 cm

curved

26-0013	26-0014	26-0015
14.5 cm	14.5 cm	14.5 cm

Mayo TC**straight**

26-0020	26-0022	26-0025
14 cm	17 cm	23 cm

curved

26-0021	26-0023	26-0026
14 cm	17 cm	23 cm

Mayo-Lexer TC**straight**

26-0040	26-0042
16 cm	21 cm

curved

26-0041	26-0043
16 cm	21 cm



Mayo TC



Mayo-Lexer TC





Toennis-Adson TC



Ligature TC

Designed for cutting of suture materials.
Wave-cut prevents slipping out.

Toennis-Adson TC

fino

26-0118 17.5 cm

26-0118.23 23.0 cm

superfino

26-0116 17.5 cm

Ligature TC
y-shanks

26-0500 17.5 cm

26-0501 23.0 cm

26-0502 25.0 cm

**Ligature TC
straight shanks**

26-0500G 17.5 cm

26-0501G 23.0 cm

26-0502G 25.0 cm

Iris TC



Universal TC

Wire Cutter

**Iris TC**

straight	curved
26-0150	26-0151
11 cm	11 cm

Strabismus TC

straight	curved
26-0155	26-0156
11 cm	11 cm

Wire Cutter Universal TC

26-0140
12 cm

Goldmann-Fox TC

straight	curved
26-0160	26-0161
13 cm	13 cm

Strabismus TC




Goldmann-Fox TC





■ SC = Super Cut

Metzenbaum



A, straight



B, curved

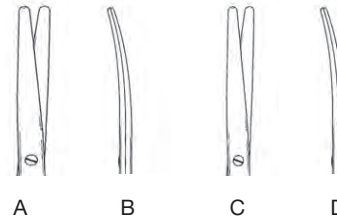
Metzenbaum Fino



C, straight



D, curved



Metzenbaum

A, straight

26-6190	26-6191	26-6192	26-6193	26-6194	26-6195	26-6196
14 cm	18 cm	20 cm	23 cm	25 cm	28 cm	31 cm

B, curved

26-6200	26-6201	26-6202	26-6203	26-6204	26-6205	26-6206
14 cm	18 cm	20 cm	23 cm	25 cm	28 cm	31 cm

Metzenbaum Fino (delicate)

C, straight

26-6208	26-6210	26-6211	26-6212	26-6213	26-6214
14 cm	18 cm	20 cm	23 cm	25 cm	28 cm

D, curved

26-6209	26-6215	26-6216	26-6217	26-6218	26-6219
14 cm	18 cm	20 cm	23 cm	25 cm	28 cm

Also available with Supercut on request (add "SC" behind the article no.) and with Swedish Edge (add "ST" behind the article no.).



Mayo

Mayo

straight

26-6100	26-6102	26-6104	26-6106	26-6108
14.5 cm	15.5 cm	17 cm	21 cm	23 cm

curved

26-6110	26-6112	26-6114	26-6116	26-6118
14.5 cm	15.5 cm	17 cm	21 cm	23 cm





Reynolds

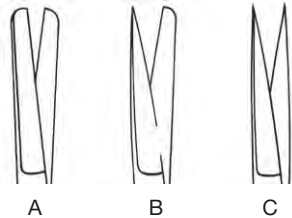
Jameson (delicate tip)
curved

Ragnell-Kilner

curved

Standard

straight, curved



**Reynolds, curved
regular tip**

26-6250	26-6252	26-6254	26-6256	26-6258
13.5 cm	15 cm	18 cm	20 cm	23 cm

**Jameson, curved
delicate tip**

26-6239	26-6255
15 cm	18 cm

Ragnell-Kilner, curved

26-6170	26-6172	26-6174	26-6176
12.5 cm	15 cm	18 cm	20 cm

Standard, straight

	10.5 cm	11.5 cm	13.0 cm	14.5 cm	15.5 cm	16.5 cm	17.5 cm	18.5 cm	20.0 cm
A	26-6020	26-6022	26-6024	26-6026	26-6028	26-6030	26-6032	26-6034	26-6036
B	26-6040	26-6042	26-6044	26-6046	26-6048	26-6050	26-6052	26-6054	26-6056
C	26-6060	26-6062	26-6064	26-6066	26-6068	26-6070	26-6072	26-6074	26-6076

Standard, curved

	10.5 cm	11.5 cm	13.0 cm	14.5 cm	15.5 cm	16.5 cm	17.5 cm	18.5 cm	20.0 cm
A	26-6021	26-6023	26-6025	26-6027	26-6029	26-6031	26-6033	26-6035	26-6037
B	26-6041	26-6043	26-6045	26-6047	26-6049	26-6051	26-6053	26-6055	26-6057
C	26-6061	26-6063	26-6065	26-6067	26-6069	26-6071	26-6073	26-6075	26-6077

Also available with Supercut on request (add "SC" behind the article no.)

Deaver

26-6875



26-6876

sharp/blunt

26-6875 14.5 cm straight

26-6876 14.5 cm curved

sharp/sharp (not illustrated)

26-6873 14.5 cm straight

26-6874 14.5 cm curved

Schmieden-Taylor



Frazier



Strully

Strully
with ball

Schmieden-Taylor
26-4210 15.5 cm

Frazier
26-4199 17 cm

Strully
26-4200 20 cm

Strully with ball
26-4201 20 cm



12.5 cm
16-0003

long 21 cm
16-0023



12.5 cm
16-0013
with scala



16 cm
16-0007

short 12.5 cm
16-0017



15.5 cm
16-0033

10.5 cm
16-0033.10

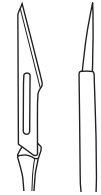


18 cm
03-0285



for scalpel blades
41-6019 21 cm

for micro blades
41-6012 21 cm
41-6014 25 cm





Microsurgical Knife



Art.-No.

- | | |
|------------|--|
| 16-2070 | 15° Microsurgical knife, blade/tip pack of 6 pieces, sterile |
| 16-2075 | Crescent Microsurgical knife, straight 2 mm, blade/tip pack of 6 pieces, sterile |
| 16-0031 | Handle for disposable knives, 18 cm Aluminium |
| 16-0032 | Fairgrip™ultra Handle for disposable knives, 18 cm, Aluminium |
| 16-0030 | Handle for disposable knives, 18 cm stainless steel |
| 16-0030.DF | PANDOR™ Handle for disposable knives, 18 cm, stainless steel |
| 16-5050 | Handle for disposable knives, 9.5 cm |



Toennis
Dura Knife
16-1005 19 cm

Gigli

Wire Saw Handle
26-9109



Gigli

Wire Saw
26-9110 30 cm/12"
26-9111 40 cm/16"
26-9112 50 cm/20"
26-9113 60 cm/24"
26-9114 70 cm/28"



Redon Needle

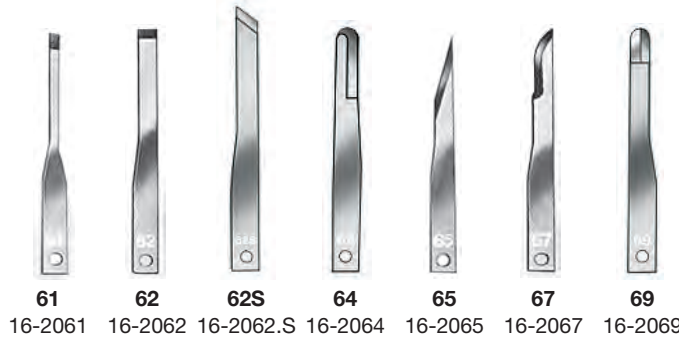
Ch. 8 18-9800.08
Ch. 10 18-9800.10
Ch. 12 18-9800.12
Ch. 14 18-9800.14
Ch. 16 18-9800.16
Ch. 18 18-9800.18

Gigli

Introducer Guide
26-9105 33 cm



Micro Blades



61 16-2061
62 16-2062
62S 16-2062.S
64 16-2064
65 16-2065
67 16-2067
69 16-2069

Scalpel Blades

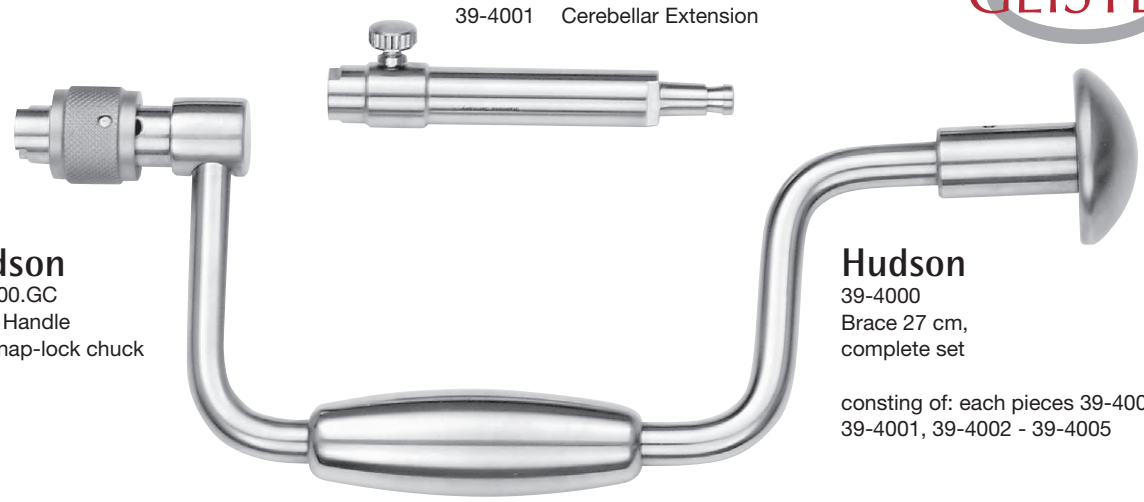


10 16-2010
11 16-2011
12 16-2012
12D 16-2012.D
13 16-2013
15 16-2015

pack of 10 pcs., sterile

pack of 100 pcs., sterile

Drills and Burrs



Hudson
39-4000.CC
Brace Handle
with snap-lock chuck

39-4001 Cerebellar Extension


Hudson
39-4000
Brace 27 cm,
complete set

consting of: each pieces 39-4000.GC,
39-4001, 39-4002 - 39-4005



Hudson
Cranial Drill/Trepan

- 39-4009 Adson Drill, 2 mm
- 39-4018 Mc Kenzie Perforator Drill, 13 mm
- 39-4019 D'Errico Enlarging Burr, 17 mm



- | | | | | | | | | | |
|---------|---------|---------|---------|---------|---------|---------|---------|---------|---------|
| 39-4005 | 39-4017 | 39-4016 | 39-4004 | 39-4015 | 39-4012 | 39-4011 | 39-4010 | 39-4003 | 39-4002 |
| Hudson | Cushing | Cushing | Hudson | Cushing | Cushing | Cushing | Cushing | Hudson | Hudson |
| 22 mm | 20 mm | 15 mm | 16 mm | 10 mm | 14 mm | 13 mm | 10 mm | 14 mm | 9 mm |



DeBakey

Mayo-Hegar

Micro-Vascular

Crile-Wood



 see page 220

DeBakey

Fig.	Art.-No.	length mm / "	Insert / Tip
A	24-0360*	180 / 7	Ⓔ 1,5 mm
A	24-0361	200 / 8	Ⓔ 1,5 mm
A	24-0362	230 / 9	Ⓔ 1,5 mm
A	24-0363	260 / 10 ¼	Ⓔ 1,5 mm
A	24-0364	300 / 12	Ⓔ 1,5 mm

Titanium

Fig.	Art.-No.	length mm	Insert / Tip
A	24-0360.TI	180 / 7	Ⓔ 1,5 mm
A	24-0361.TI	200 / 8	Ⓔ 1,5 mm
A	24-0363.TI	250 / 10	Ⓔ 1,9 mm



A



C

Mayo-Hegar

Fig.	Art.-No.	length mm / "	Insert / Tip
C	24-0129	140 / 5 ½	Ⓔ 2,0 mm
C	24-0130	160 / 6 ¼	Ⓔ 2,5 mm
C	24-0131	180 / 7	Ⓔ 2,7 mm
C	24-0132*	200 / 8	Ⓔ 2,7 mm
C	24-0133	240 / 9 ¼	Ⓔ 2,7 mm
C	24-0134	260 / 10 ¼	Ⓔ 2,7 mm
C	24-0135	300 / 12	Ⓔ 2,7 mm

Titanium

Fig.	Art.-No.	length mm / "	Insert / Tip
A	24-0130.TI	160 / 6 ¼	Ⓔ 2,5 mm
A	24-0131.TI	180 / 7	Ⓔ 2,7 mm
A	24-0132.TI	200 / 8	Ⓔ 2,7 mm

Micro-Vascular

(DeBakey delicate)

Fig.	Art.-No.	length mm / "	Insert / Tip
B	24-0350*	150 / 6	Ⓜ 1,2 mm
B	24-0351	180 / 7	Ⓜ 1,2 mm
B	24-0352	200 / 8	Ⓜ 1,2 mm
B	24-0353	230 / 9	Ⓜ 1,2 mm



B



D

Crile-Wood

Fig.	Art.-No.	length mm / "	Insert / Tip
D	24-0310	150 / 6	Ⓕ 2 mm
D	24-0311*	180 / 7	Ⓕ 2 mm
D	24-0312	200 / 8	Ⓕ 2 mm
D	24-0313	230 / 9	Ⓕ 2 mm
D	24-0314	260 / 10 ¼	Ⓕ 2 mm
D	24-0315	300 / 12	Ⓕ 2 mm
D	24-0308	150 / 6	Ⓢ 2 mm

* bold = shown





French-Eye (Ryder)

Neurosurgical

Lemmon

Mini-Ryder

Intracardiac

Eufrete-Pasqué



Neurosurgical

(French Eye (Ryder) delicate)



Fig.	Art.-No.	length mm / "	Insert / Tip
A	24-0346	130 / 5	ⓕ 1,7 mm
A	24-0348*	130 / 5	ⓕ 1,7 mm
A	24-0347	150 / 6	ⓕ 1,7 mm
A	24-0349	150 / 6	Ⓢ 1,7 mm

French-Eye (Ryder)



Fig.	Art.-No.	length mm / "	Insert / Tip
B	24-0341	160 / 6 ¼	ⓕ 2,1 mm
B	24-0342	180 / 7	ⓕ 2,1 mm
B	24-0343*	200 / 8	ⓕ 2,1 mm
B	24-0344	240 / 9 ½	ⓕ 2,1 mm
B	24-0345	260 / 10 ¼	ⓕ 2,1 mm

Mini-Ryder

Fig.	Art.-No.	length mm / "	Insert / Tip
C	24-0410	130 / 5	Ⓜ 1,2 mm
C	24-0412	150 / 6	Ⓜ 1,2 mm
C	24-0413	180 / 7	Ⓜ 1,2 mm
C	24-0414*	200 / 8	Ⓜ 1,2 mm
C	24-0415	230 / 9	Ⓜ 1,2 mm

Titanium



Fig.	Art.-No.	length mm / "	Insert / Tip
C	24-0410.TI	130 / 5	Ⓜ 1,2 mm
C	24-0412.TI	160 / 6 ¼	Ⓜ 1,8 mm
C	24-0413.TI	180 / 7	Ⓜ 1,8 mm
C	24-0414.TI	200 / 8	Ⓜ 1,8 mm

* bold = shown

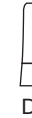


Fig.	Art.-No.	length mm / "	Insert / Tip
D	24-0400	145 / 5 ½	Ⓜ 1,6 mm
D	24-0401*	170 / 6 ½	Ⓜ 1,6 mm
D	24-0402	195 / 7 ½	Ⓜ 1,6 mm

Lemmon

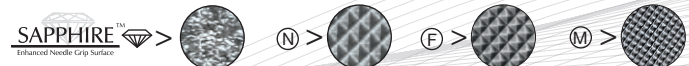


Fig.	Art.-No.	length mm / "	Insert / Tip
E	24-0444	140 / 5 ½	Ⓜ 1,2 mm
E	24-0445	150 / 6	Ⓜ 1,2 mm
E	24-0446*	180 / 7	Ⓜ 1,2 mm
E	24-0447	200 / 8	Ⓜ 1,2 mm
E	24-0439	140 / 5 ½	Ⓢ 1,2 mm
E	24-0440	150 / 6	Ⓢ 1,2 mm
E	24-0441	180 / 7	Ⓢ 1,2 mm
E	24-0442	200 / 8	Ⓢ 1,2 mm

Intracardiac

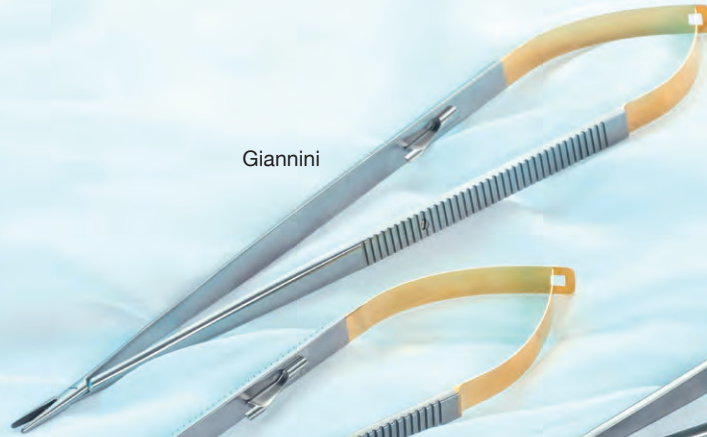


Fig.	Art.-No.	length mm / "	Insert / Tip
F	24-0322*	180 / 7	ⓕ 1,7 mm
F	24-0323	200 / 8	ⓕ 1,7 mm
F	24-0324	230 / 9	ⓕ 1,7 mm
F	24-0325	260 / 10 ¼	ⓕ 1,7 mm






Giannini



Giannini Heavy



Castroviejo



Diethrich Ryder



Castroviejo / Hepp-Scheidel





see page 220



Diethrich Ryder

Fig.	Art.-No.	length mm / "	Insert / Tip
D	24-0420	150 / 6	Ⓜ 1,2 mm
D	24-0421	180 / 7	Ⓜ 1,2 mm
D	24-0422	200 / 8	Ⓜ 1,2 mm
D	24-0423*	230 / 9	Ⓜ 1,2 mm
D	24-0424	250 / 10	Ⓜ 1,2 mm



Giannini Heavy



Fig.	Art.-No.	length mm / "	Insert / Tip
A	24-0258*	260 / 10 ¼	Ⓜ 1,9 mm

Giannini



Fig.	Art.-No.	length mm / "	Insert / Tip
B	24-0255*	240 / 9 ½	Ⓜ 1,3 mm

Castroviejo / Hepp-Scheidel



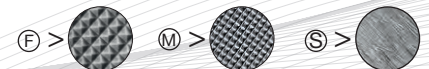
Fig.	Art.-No.	length mm / "	Insert / Tip
C	24-0250	130 / 5	Ⓢ 1,2 mm
C	24-0252	130 / 5	Ⓜ 1,2 mm
C	03-0270*	180 / 7	Ⓜ 1,2 mm

Castroviejo

Fig.	Art.-No.	length mm / "	Insert / Tip
E	24-0200	145 / 5 ¾	Ⓢ 1,2 mm
E	24-0220	145 / 5 ¾	Ⓜ 1,2 mm
F	24-0201	145 / 5 ¾	Ⓢ 1,2 mm
F	24-0221	145 / 5 ¾	Ⓜ 1,2 mm
E	24-0204	180 / 7	Ⓢ 1,2 mm
E	24-0224	180 / 7	Ⓜ 1,2 mm
F	24-0205	180 / 7	Ⓢ 1,2 mm
F	24-0225	180 / 7	Ⓜ 1,2 mm
E	24-0208	220 / 8	Ⓢ 1,2 mm
E	24-0228*	220 / 8	Ⓜ 1,2 mm
F	24-0209	220 / 8	Ⓢ 1,2 mm
F	24-0229	220 / 8	Ⓜ 1,2 mm



* bold = shown






Mathieu

Mathieu
rec. ratchet

Zweifel

Zweifel

Fig.	Art.-No.	length mm / "	Insert / Tip
A	24-0050*	200 / 8	Ⓝ 2,9 mm



Mathieu

Fig.	Art.-No.	length mm / "	Insert / Tip
B	24-0040	140 / 5 ½	ⓕ 2,4 mm
B	24-0041	170 / 6 ½	ⓕ 2,4 mm
B	24-0042*	200 / 8	Ⓝ 2,4 mm

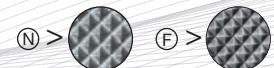


Mathieu

rec. ratchet

Fig.	Art.-No.	length mm / "	Insert / Tip
C	24-0046	170 / 6 ½	Ⓝ 2,9 mm
C	24-0047*	200 / 8	Ⓝ 2,9 mm
C	24-0048	230 / 9	ⓕ 2,9 mm

* bold = shown





Miscellaneous

**Yasargil-type**

18-1002	13 cm	1.5 mm
18-1004	15 cm	1.5 mm
18-1006	18 cm	1.5 mm
18-1008	22 cm	1.5 mm

18-1012	13 cm	2.0 mm
18-1014	15 cm	2.0 mm
18-1016	18 cm	2.0 mm
18-1018	22 cm	2.0 mm

18-1022	13 cm	2.5 mm
18-1024	15 cm	2.5 mm
18-1026	18 cm	2.5 mm
18-1028	22 cm	2.5 mm

18-1032	13 cm	3.5 mm
18-1034	15 cm	3.5 mm
18-1036	18 cm	3.5 mm
18-1038	22 cm	3.5 mm
18-1046	18 cm	4.5 mm

Elsberg

18-4300	5 Fr.	13 cm
18-4301	7 Fr.	13 cm
18-4302	9 Fr.	13 cm

Heparin

18-0099	45 mm	Ø 2.0 mm
18-0100	45 mm	Ø 3.0 mm
18-0102	55 mm	Ø 3.7 mm
18-0104	160 mm	Ø 5.0 mm




Yasargil-type
Suction Tube



Elsberg
Cannula



Heparin
Flushing Needle



Frazier straight

18-4020	17 cm	Ø 2.0 mm
18-4021	17 cm	Ø 2.7 mm
18-4022	17 cm	Ø 3.3 mm
18-4023	17 cm	Ø 4.0 mm

45°

18-4040	17 cm	Ø 2.0 mm
18-4041	17 cm	Ø 2.7 mm
18-4042	17 cm	Ø 3.3 mm
18-4043	17 cm	Ø 4.0 mm
18-4044	17 cm	Ø 5.0 mm

90°

18-4060	17 cm	Ø 2.0 mm
18-4061	17 cm	Ø 2.7 mm
18-4062	17 cm	Ø 3.3 mm
18-4063	17 cm	Ø 4.0 mm

Frazier
straight



Fukushima

Fukushima

Suction Tube, conical, malleable,
with finger cut-off and stylet

			Working- length	length
18-1104	4 Fr.	Ø 1.4 mm	100 mm	165 mm
18-1105	5 Fr.	Ø 1.7 mm	100 mm	165 mm
18-1106	6 Fr.	Ø 2.0 mm	100 mm	165 mm
18-1107	7 Fr.	Ø 2.3 mm	100 mm	165 mm
18-1108	8 Fr.	Ø 2.7 mm	100 mm	165 mm
18-1109	9 Fr.	Ø 3.0 mm	100 mm	165 mm
18-1114	4 Fr.	Ø 1.4 mm	115 mm	180 mm
18-1115	5 Fr.	Ø 1.7 mm	115 mm	180 mm
18-1116	6 Fr.	Ø 2.0 mm	115 mm	180 mm
18-1117	7 Fr.	Ø 2.3 mm	115 mm	180 mm
18-1118	8 Fr.	Ø 2.7 mm	115 mm	180 mm
18-1119	9 Fr.	Ø 3.0 mm	115 mm	180 mm
18-1124	4 Fr.	Ø 1.4 mm	140 mm	205 mm
18-1125	5 Fr.	Ø 1.7 mm	140 mm	205 mm
18-1126	6 Fr.	Ø 2.0 mm	140 mm	205 mm
18-1127	7 Fr.	Ø 2.3 mm	140 mm	205 mm
18-1128	8 Fr.	Ø 2.7 mm	140 mm	205 mm
18-1129	9 Fr.	Ø 3.0 mm	140 mm	205 mm
18-1134	4 Fr.	Ø 1.4 mm	165 mm	230 mm
18-1135	5 Fr.	Ø 1.7 mm	165 mm	230 mm
18-1136	6 Fr.	Ø 2.0 mm	165 mm	230 mm
18-1137	7 Fr.	Ø 2.3 mm	165 mm	230 mm
18-1138	8 Fr.	Ø 2.7 mm	165 mm	230 mm
18-1139	9 Fr.	Ø 3.0 mm	165 mm	230 mm



For container see our special catalog
Trays and Containers.

Neuro-Caliper



05-0555

Pattie Tray



Solution Bowl



Neuro-Caliper

20 cm	12.5 cm scale	05-0555
-------	---------------	---------

Pattie Tray

120 mm x 80 mm x 13 mm	77-9190
------------------------	---------

Solution Bowl

Height	Ø	Capacity	Art.-No.
cm/''	cm/''	l	
3.5/1 ¹ / ₄	8.0/3	0.1	
5.5/2	9.0/3 ¹ / ₂	0.2	77-9096
6.5/2 ¹ / ₄	10.0/4	0.3	77-9097
7.0/2 ¹ / ₂	12.0/4 ¹ / ₂	0.4	77-9098



Index



Art.-No.	Page	Art.-No.	Page	Art.-No.	Page	Art.-No.	Page	Art.-No.	Page	Art.-No.	Page
03		03-0650	160	03-0661.TI	161	03-3170	149	03-4403	138	10-0127	175
03-0270	217	03-0650.04	160	03-0665	160	03-3171	149	03-4410	138	10-0128	176
03-0285	208	03-0650.04TI	161	03-0665.08	160	03-3175	149	03-4411	138	10-0129	175
03-0400	138	03-0650.08	160	03-0680	162	03-3176	149	03-4412	138	10-0130	176
03-0401	138	03-0650.08TI	161	03-0681	162	03-3180	149	03-4413	138	10-0132	176
03-0402	138	03-0650.TI	161	03-0682	162	03-3181	149			10-0134	176
03-0403	138	03-0651	160	03-0683	162	03-3185	149	05		10-0136	176
03-0410	138	03-0651.04	160	03-0684	162	03-3186	149	05-0555	224	10-0138	176
03-0411	138	03-0651.04TI	161	03-0685	162	03-3190	149			10-0140	176
03-0412	138	03-0651.08	160	03-1131	147	03-3191	149	10		10-0141	176
03-0413	138	03-0651.08TI	161	03-1133	147	03-3195	149	10-0050	175	10-0142	176
03-0606	158	03-0651.TI	161	03-1135	147	03-3196	149	10-0052	175	10-0143	176
03-0606.TI	159	03-0655	160	03-1137	147	03-3200	149	10-0054	175	10-0144	176
03-0608	158	03-0655.04	160	03-1139	147	03-3201	149	10-0096	175	10-0145	176
03-0608.TI	159	03-0655.04TI	161	03-1139V	147	03-3205	149	10-0097	175	10-0146	176
03-0610	158	03-0655.08	160	03-1400	138	03-3206	149	10-0098	175	10-0148	176
03-0610.TI	159	03-0655.08TI	161	03-1401	138	03-3210	149	10-0100	175	10-0180	176
03-0612	158	03-0655.TI	161	03-1410	138	03-3211	149	10-0102	175	10-0182	176
03-0612.TI	159	03-0656	160	03-1411	138	03-3215	149	10-0104	175	10-0184	176
03-0614	158	03-0656.04	160	03-2002	170	03-3216	149	10-0106	175	10-0500	178
03-0614.TI	159	03-0656.04TI	161	03-2003	170	03-3220	149	10-0107	175	10-0501	178
03-0616	158	03-0656.08	160	03-2004	170	03-3221	149	10-0108	175	10-0502	178
03-0616.TI	159	03-0656.08TI	161	03-2006	170	03-3225	149	10-0109	175	10-0504	178
03-0618	158	03-0656.TI	161	03-2008	170	03-3226	149	10-0110	175	10-0505	178
03-0618.TI	159	03-0660	160	03-2009	170	03-3300	149	10-0112	175	10-0510	179
03-0620	158	03-0660.04	160	03-2010	170	03-3300.02	149	10-0114	175	10-0512	179
03-0620.TI	159	03-0660.04TI	161	03-2020	170	03-3300.04	149	10-0116	175	10-0513	179
03-0621	158	03-0660.08	160	03-2021	170	03-3300.08	149	10-0118	175	10-0513.GB	179
03-0621.TI	159	03-0660.08TI	161	03-2022	170	03-4100	138	10-0120	176	10-0526	179
03-0622	158	03-0660.TI	161	03-2023	170	03-4101	138	10-0121	175	10-0527	179
03-0622.TI	159	03-0661	160	03-2025	170	03-4105	138	10-0122	176	10-0528	179
03-0623	158	03-0661.04	160	03-2030	170	03-4106	138	10-0123	175	10-0529	179
03-0623.TI	159	03-0661.04TI	161	03-2031	170	03-4400	138	10-0124	176	10-0530	179
03-0624	158	03-0661.08	160	03-2032	170	03-4401	138	10-0125	175	10-0532	179
03-0624.TI	159	03-0661.08TI	161	03-2033	170	03-4402	138	10-0126	176	10-0534	179



Art.-No.	Page	Art.-No.	Page	Art.-No.	Page	Art.-No.	Page	Art.-No.	Page	Art.-No.	Page
10-0535	179	10-0640	177	10-2122	184	10-6013.TI	167	10-6076.TI	169	10-7030	172
10-0536	179	10-0642	177	10-2124	184	10-6014	166	10-6310	166	10-7031	172
10-0537	179	10-0644	177	10-2126	184	10-6014.T	167	10-6311	166	10-7032	172
10-0540	179	10-1550	186	10-2128	184	10-6015	166	10-6312	166	10-7034	172
10-0541	179	10-1551	184	10-2130	184	10-6015.TI	167	10-6313	166	10-7035	172
10-0542	179	10-1740	185	10-2131	184	10-6030	164	10-6314	166	10-7036	172
10-0543	179	10-1741	185	10-2132	184	10-6030.TI	165	10-6315	166	10-7040	172
10-0544	179	10-1742	185	10-2140	184	10-6031	164	10-6330	164	10-7041	172
10-0550	178	10-1743	185	10-2142	184	10-6031.TI	165	10-6331	164	10-7042	172
10-0551	178	10-1831	183	10-2144	184	10-6032	164	10-6332	164	10-7044	172
10-0552	178	10-1832	183	10-2146	184	10-6032.TI	165	10-6333	164	10-7045	172
10-0553	178	10-1833	183	10-2148	184	10-6033	164	10-6334	164	10-7046	172
10-0560	180	10-1835	183	10-2200	184	10-6033.TI	165	10-6335	164	10-7050	172
10-0561	180	10-1837	183	10-2201	184	10-6034	164	10-6336	164	10-7051	172
10-0562	180	10-1838	183	10-2202	184	10-6034.TI	165	10-6337	164	10-7052	172
10-0563	180	10-1839	183	10-3103	182	10-6035	164	10-6620	151	10-7054	172
10-0564	180	10-1880	186	10-3104	182	10-6035.TI	165	10-6622	151	10-7055	172
10-0565	180	10-1881	186	10-3105	182	10-6036	164	10-6630	151	10-7056	172
10-0566	180	10-1882	186	10-3107	182	10-6036.TI	165	10-6632	151	10-7060	172
10-0567	180	10-1883	186	10-3200	181	10-6037	164	10-6640	151	10-7061	172
10-0568	180	10-1900	186	10-3203	181	10-6037.TI	165	10-6642	151	10-7062	172
10-0569	180	10-1901	186	10-3204	181	10-6045	164	10-7000	173	10-7064	172
10-0580	180	10-1902	186	10-3205	181	10-6045.TI	165	10-7001	173	10-7065	172
10-0581	180	10-1910	185	10-3213	181	10-6047	164	10-7002	173	10-7066	172
10-0582	180	10-1910.TI	185	10-3390	138	10-6047.TI	165	10-7003	173	10-7110	173
10-0585	180	10-1911	185	10-3392	138	10-6048	164	10-7010	173	10-7111	173
10-0600	177	10-2102	184	10-4390	138	10-6052	164	10-7012	173	10-7114	173
10-0602	177	10-2104	184	10-4392	138	10-6054	164	10-7014	173	10-7120	173
10-0604	177	10-2106	184	10-6010	166	10-6056	164	10-7016	173	10-7121	173
10-0620	177	10-2108	184	10-6010.TI	167	10-6058	164	10-7020	172	10-7124	173
10-0622	177	10-2110	184	10-6011	166	10-6060	168	10-7021	172	10-7130	173
10-0624	177	10-2112	184	10-6011.TI	167	10-6060.TI	169	10-7022	172	10-7131	173
10-0630	177	10-2114	184	10-6012	166	10-6065	168	10-7024	172	10-7134	173
10-0632	177	10-2116	184	10-6012.TI	167	10-6065.TI	169	10-7025	172	10-7140	173
10-0634	177	10-2118	184	10-6013	166	10-6076	168	10-7026	172	10-7141	173



Art.-No.	Page	Art.-No.	Page	Art.-No.	Page	Art.-No.	Page	Art.-No.	Page	Art.-No.	Page
10-7144	173	10-7432	174	16-0032	209	18-1024	222	18-4023	223	24-0047	219
10-7200	173	10-7440	174	16-0033	208	18-1026	222	18-4040	223	24-0048	219
10-7201	173	10-7441	174	16-0033.10	208	18-1028	222	18-4041	223	24-0050	219
10-7202	173	10-7442	174	16-1005	210	18-1032	222	18-4042	223	24-0129	213
10-7300	174	10-7480	174	16-2010	210	18-1034	222	18-4043	223	24-0130	213
10-7301	174	10-7481	174	16-2011	210	18-1036	222	18-4044	223	24-0130.TI	213
10-7302	174	10-7482	174	16-2012	210	18-1038	222	18-4060	223	24-0131	213
10-7310	174	10-7490	174	16-2012.D	210	18-1046	222	18-4061	223	24-0131.TI	213
10-7311	174	10-7491	174	16-2013	210	18-1104	223	18-4062	223	24-0132	213
10-7312	174	10-7492	174	16-2015	210	18-1105	223	18-4063	223	24-0132.TI	213
10-7320	174	10-7500	174	16-2061	210	18-1106	223	18-4300	222	24-0133	213
10-7321	174	10-7501	174	16-2062	210	18-1107	223	18-4301	222	24-0134	213
10-7322	174	10-7502	174	16-2062.S	210	18-1108	223	18-4302	222	24-0135	213
10-7330	174	10-8000	60	16-2064	210	18-1109	223	18-9800.08	210	24-0200	217
10-7331	174			16-2065	210	18-1114	223	18-9800.10	210	24-0201	217
10-7332	174	14		16-2067	210	18-1115	223	18-9800.12	210	24-0204	217
10-7335	174	14-0670	45	16-2069	210	18-1116	223	18-9800.14	210	24-0205	217
10-7336	174	14-0675	47	16-2070	209	18-1117	223	18-9800.16	210	24-0208	217
10-7340	174	14-0700	45	16-2075	209	18-1118	223	18-9800.18	210	24-0209	217
10-7341	174	14-0710	45	16-5050	209	18-1119	223			24-0220	217
10-7342	174	14-1010	136			18-1124	223	20		24-0221	217
10-7380	174	14-1015	136	18		18-1125	223	20-0500	189	24-0224	217
10-7381	174	14-1020	136	18-0099	222	18-1126	223	20-0500.TI	189	24-0225	217
10-7382	174	14-1025	136	18-0100	222	18-1127	223	20-0501	189	24-0228	217
10-7390	174	14-1030	136	18-0102	222	18-1128	223	20-0501.TI	189	24-0229	217
10-7391	174			18-0104	222	18-1129	223	20-0502	189	24-0250	217
10-7392	174	16		18-1002	222	18-1134	223	20-0502.TI	189	24-0252	217
10-7410	174	16-0003	208	18-1004	222	18-1135	223	20-0505	189	24-0255	217
10-7411	174	16-0007	208	18-1006	222	18-1136	223	20-0505.TI	189	24-0258	217
10-7412	174	16-0013	208	18-1008	222	18-1137	223			24-0308	213
10-7420	174	16-0017	208	18-1012	222	18-1138	223	24		24-0310	213
10-7421	174	16-0023	208	18-1014	222	18-1139	223	24-0040	219	24-0311	213
10-7422	174	16-0030	209	18-1016	222	18-4020	223	24-0041	219	24-0312	213
10-7430	174	16-0030.DF	209	18-1018	222	18-4021	223	24-0042	219	24-0313	213
10-7431	174	16-0031	209	18-1022	222	18-4022	223	24-0046	219	24-0314	213



Art.-No.	Page	Art.-No.	Page	Art.-No.	Page	Art.-No.	Page	Art.-No.	Page	Art.-No.	Page
24-0315	213	24-0414	215	25		25-1152	188	26-0104	198	26-0184	199
24-0322	215	24-0414.TI	215	25-0050	195	25-1153	188	26-0105	198	26-0185	199
24-0323	215	24-0415	215	25-0060	195	25-1154	188	26-0106	198	26-0186	199
24-0324	215	24-0420	217	25-0061	195	25-1155	188	26-0107	198	26-0187	199
24-0325	215	24-0421	217	25-0062	195	25-1156	188	26-0108	198	26-0500	201
24-0341	215	24-0422	217	25-0063	195	25-1157	188	26-0109	198	26-0500G	201
24-0342	215	24-0423	217	25-0070	195	25-1363	188	26-0110	198	26-0501	201
24-0343	215	24-0424	217	25-0071	195	25-9030	196	26-0111	198	26-0501G	201
24-0344	215	24-0439	215	25-0082	195	25-9031	196	26-0112	198	26-0502	201
24-0345	215	24-0440	215	25-0083	195	25-9032	196	26-0113	198	26-0502G	201
24-0346	215	24-0441	215	25-0085	195	25-9035	196	26-0115	198	26-4199	207
24-0347	215	24-0442	215	25-1070	187	25-9036	196	26-0116	201	26-4200	207
24-0348	215	24-0444	215	25-1070.TI	187	25-9037	196	26-0118	201	26-4201	207
24-0349	215	24-0445	215	25-1071	187			26-0118.23	201	26-4210	207
24-0350	213	24-0446	215	25-1071.TI	187	26		26-0120	198	26-6020	205
24-0351	213	24-0447	215	25-1075	187	26-0010	199	26-0121	198	26-6021	205
24-0352	213	24-0905	47	25-1075.TI	187	26-0011	199	26-0122	198	26-6022	205
24-0353	213	24-0906	47	25-1076	187	26-0012	199	26-0123	198	26-6023	205
24-0360	213	24-0910	47	25-1076.TI	187	26-0013	199	26-0124	198	26-6024	205
24-0360.TI	213	24-0920	47	25-1090	187	26-0014	199	26-0125	198	26-6025	205
24-0361	213	24-0930	45	25-1091	187	26-0015	199	26-0126	198	26-6026	205
24-0361.TI	213	24-0940	47	25-1092	187	26-0020	200	26-0127	198	26-6027	205
24-0362	213	24-0942	47	25-1093	187	26-0021	200	26-0129	198	26-6028	205
24-0363	213	24-0950	45	25-1097	189	26-0022	200	26-0131	198	26-6029	205
24-0363.TI	213	24-0955	45	25-1097.MZ	189	26-0023	200	26-0140	202	26-6030	205
24-0364	213	24-0956	45	25-1140	188	26-0025	200	26-0150	202	26-6031	205
24-0400	215	24-1140	163	25-1141	188	26-0026	200	26-0151	202	26-6032	205
24-0401	215	24-1141	163	25-1142	188	26-0040	200	26-0155	202	26-6033	205
24-0402	215	24-1150	163	25-1143	188	26-0041	200	26-0156	202	26-6034	205
24-0410	215	24-1151	163	25-1144	188	26-0042	200	26-0160	202	26-6035	205
24-0410.TI	215	24-1160	163	25-1145	188	26-0043	200	26-0161	202	26-6036	205
24-0412	215	24-1161	163	25-1146	188	26-0100	198	26-0180	199	26-6037	205
24-0412.TI	215	24-8160	194	25-1147	188	26-0101	198	26-0181	199	26-6040	205
24-0413	215			25-1150	188	26-0102	198	26-0182	199	26-6041	205
24-0413.TI	215			25-1151	188	26-0103	198	26-0183	199	26-6042	205



Art.-No.	Page	Art.-No.	Page	Art.-No.	Page	Art.-No.	Page	Art.-No.	Page	Art.-No.	Page
26-6043	205	26-6104	204	26-6217	203	28-0071	117	29-3005.40	61	29-3015.30	61
26-6044	205	26-6106	204	26-6218	203	28-0072	117	29-3005.45	61	29-3015.35	61
26-6045	205	26-6108	204	26-6219	203	28-0080	117	29-3005.50	61	29-3015.40	61
26-6046	205	26-6110	204	26-6239	205	28-0082	117	29-3005.55	61	29-3015.45	61
26-6047	205	26-6112	204	26-6250	205	28-0084	117	29-3005.60	61	29-3015.50	61
26-6048	205	26-6114	204	26-6252	205	28-0086	117	29-3005.65	61	29-3015.55	61
26-6049	205	26-6116	204	26-6254	205	28-0180	118	29-3005.70	61	29-3015.60	61
26-6050	205	26-6118	204	26-6255	205			29-3005.75	61	29-3015.65	61
26-6051	205	26-6170	205	26-6256	205	29		29-3006.25	61	29-3015.70	61
26-6052	205	26-6172	205	26-6258	205	29-3000	59	29-3006.30	61	29-3015.75	61
26-6053	205	26-6174	205	26-6873	206	29-3000.TI	61	29-3006.35	61	29-3016.35	61
26-6054	205	26-6176	205	26-6874	206	29-3001	58-59	29-3006.40	61	29-3016.40	61
26-6055	205	26-6190	203	26-6875	206	29-3001L	58	29-3006.45	61	29-3016.45	61
26-6056	205	26-6191	203	26-6876	206	29-3001.PK	62	29-3006.50	61	29-3016.50	61
26-6057	205	26-6192	203	26-9105	210	29-3001.TI	60-61	29-3006.55	61	29-3016.55	61
26-6060	205	26-6193	203	26-9109	210	29-3002.35	59	29-3006.60	61	29-3016.60	61
26-6061	205	26-6194	203	26-9110	210	29-3002.40	59	29-3006.65	61	29-3016.65	61
26-6062	205	26-6195	203	26-9111	210	29-3002.45	59	29-3006.70	61	29-3016.70	61
26-6063	205	26-6196	203	26-9112	210	29-3002.50	59	29-3006.75	61	29-3017.25	61
26-6064	205	26-6200	203	26-9113	210	29-3002.55	59	29-3011	58	29-3017.30	61
26-6065	205	26-6201	203	26-9114	210	29-3002.60	59	29-3011.PK	62	29-3017.35	61
26-6066	205	26-6202	203			29-3002.65	59	29-3011.TI	60	29-3017.40	61
26-6067	205	26-6203	203	28		29-3002.70	59	29-3012.35	59	29-3017.45	61
26-6068	205	26-6204	203	28-0010	117	29-3003.40	59	29-3012.40	59	29-3017.50	61
26-6069	205	26-6205	203	28-0020	118	29-3003.45	59	29-3012.45	59	29-3017.55	61
26-6070	205	26-6206	203	28-0030	116	29-3003.50	59	29-3012.50	59	29-3017.60	61
26-6071	205	26-6208	203	28-0035	117	29-3003.55	59	29-3012.55	59	29-3017.65	61
26-6072	205	26-6209	203	28-0036	117	29-3003.60	59	29-3012.60	59	29-3017.70	61
26-6073	205	26-6210	203	28-0041	116	29-3003.65	59	29-3012.65	59	29-3018.35	61
26-6074	205	26-6211	203	28-0042	116	29-3003.70	59	29-3012.70	59	29-3018.40	61
26-6075	205	26-6212	203	28-0043	116	29-3004.40	59	29-3012.75	59	29-3018.45	61
26-6076	205	26-6213	203	28-0044	116	29-3004.45	59	29-3013.PK	62	29-3018.50	61
26-6077	205	26-6214	203	28-0045	116	29-3004.50	59	29-3013.TI	60	29-3018.55	61
26-6100	204	26-6215	203	28-0065	118	29-3004.55	59	29-3014.50	59	29-3018.60	61
26-6102	204	26-6216	203	28-0066	118	29-3004.60	59	29-3014.60	59	29-3018.65	61



Art.-No.	Page	Art.-No.	Page	Art.-No.	Page	Art.-No.	Page	Art.-No.	Page	Art.-No.	Page
29-3018.70	61	29-3034.45	63	29-3161	78	29-3253R	81	29-3400.40V	77	29-3604	57
29-3018.75	61	29-3034.50	63	29-3162.51	78	29-3253R.15	81	29-3400.50V	77	29-3605	56-57
29-3029.40	63	29-3034.55	63	29-3162.76	78	29-3254L	81	29-3400.65V	77	29-3608	51
29-3029.45	63	29-3034.60	63	29-3163.50	78	29-3254L.15	81	29-3410	77	29-3609	51-52,
29-3029.50	63	29-3034.65	63	29-3163.60	78	29-3254R	81	29-3500	72		56-57
29-3029.55	63	29-3034.75	63	29-3163.75	78	29-3254R.15	81	29-3502	72	29-3610.01	50, 51
29-3030.40	63	29-3100	58	29-3164.50	78	29-3255L	81	29-3504	72	29-3612.01	50, 51
29-3030.45	63	29-3100.PK	62	29-3164.60	78	29-3255L.15	81	29-3506	72	29-3614.01	50, 51
29-3030.50	63	29-3109	58	29-3164.75	78	29-3255R	81	29-3508	72	29-3615.01	51-52,
29-3030.55	63	29-3109.PK	62	29-3165.50	78	29-3255R.15	81	29-3510	72		56-57
29-3030.60	63	29-3120	79	29-3165.60	78	29-3360	73	29-3512	72	29-3615.FL	51-52,
29-3030.65	63	29-3121	79	29-3165.75	78	29-3361	73	29-3514	72		56-57
29-3030.75	63	29-3121.40	79	29-3166.50	78	29-3362	73	29-3520	72	29-3615.PK	63
29-3031.40	63	29-3121.45	79	29-3166.60	78	29-3363	73	29-3520K	72	29-3625.25	53
29-3031.45	63	29-3121.50	79	29-3166.75	78	29-3364	73	29-3521	72	29-3625.30	53
29-3031.50	63	29-3121.55	79	29-3200	76	29-3365	73	29-3522	72	29-3625.35	53
29-3031.55	63	29-3121.60	79	29-3201	76	29-3366	73	29-3523	72	29-3625.40	53
29-3031.60	63	29-3122.40	79	29-3202	76	29-3367	73	29-3524	72	29-3625.45	53
29-3031.65	63	29-3122.45	79	29-3203	76	29-3370	73	29-3525	72	29-3625.50	53
29-3031.75	63	29-3122.50	79	29-3210	76	29-3371	73	29-3526	72	29-3625.55	53
29-3032.40	63	29-3122.55	79	29-3212	76	29-3372	73	29-3527	72	29-3625.60	53
29-3032.45	63	29-3122.60	79	29-3250L	81	29-3373	73	29-3528	72	29-3625.65	53
29-3032.50	63	29-3131	74	29-3250L.15	81	29-3374	73	29-3529	72	29-3625.70	53
29-3032.55	63	29-3131L	74	29-3250R	81	29-3375	73	29-3530	72	29-3625.75	53
29-3032.60	63	29-3132	74	29-3250R.15	81	29-3376	73	29-3531	72	29-3626.25	53
29-3032.65	63	29-3133	74-75	29-3251L	81	29-3377	73	29-3532	72	29-3626.30	53
29-3032.75	63	29-3134.12	74-75	29-3251L.15	81	29-3380	73	29-3533	72	29-3626.35	53
29-3033.40	63	29-3134.14	74-75	29-3251R	81	29-3381	73	29-3534	72	29-3626.40	53
29-3033.45	63	29-3134.16	74-75	29-3251R.15	81	29-3382	73	29-3538	72	29-3626.45	53
29-3033.50	63	29-3134.18	74-75	29-3252L	81	29-3383	73	29-3542	72	29-3626.50	53
29-3033.55	63	29-3135	74-75	29-3252L.15	81	29-3384	73	29-3550	73	29-3626.55	53
29-3033.60	63	29-3141	75	29-3252R	81	29-3385	73	29-3550.DR	73	29-3626.60	53
29-3033.65	63	29-3141L	75	29-3252R.15	81	29-3386	73	29-3550.SP	73	29-3626.65	53
29-3033.75	63	29-3142	75	29-3253L	81	29-3387	73	29-3551	73	29-3626.70	53
29-3034.40	63	29-3160	78	29-3253L.15	81	29-3400	77	29-3552	73	29-3626.75	53



Art.-No.	Page	Art.-No.	Page	Art.-No.	Page	Art.-No.	Page	Art.-No.	Page	Art.-No.	Page
29-3627.25	53	29-3650.45	57	29-3705.80TI	71	29-3707.80	70	29-3711.70	70	30-0170	95
29-3627.30	51-53	29-3650.55	57	29-3705.90	70	29-3707.90	70	29-3711.80	70	30-0190	95
29-3627.35	51-53	29-3650.65	57	29-3705.100	70	29-3707.100	70	29-3719	69	30-0191	95
29-3627.40	51-53	29-3651.35	57	29-3705.110	70	29-3707.180	70	29-3720	69	30-0192	95
29-3627.45	51-53	29-3651.40	57	29-3705.120	70	29-3708.20	70	29-3720.L	69	30-0215	92
29-3627.50	51-53	29-3651.45	57	29-3705.180	70	29-3708.20TI	71	29-3721	69	30-0260	92
29-3627.55	51-53	29-3651.55	57	29-3706.30	70	29-3708.30	70	29-4200	88	30-0261	92
29-3627.60	51-53	29-3651.65	57	29-3706.30TI	71	29-3708.30TI	69, 71	29-4201	88	30-0262	92
29-3627.65	51-53	29-3651.75	57	29-3706.40	70	29-3708.40	70	29-4202	88	30-0265	92
29-3627.70	51-53	29-3652.35	57	29-3706.40TI	69, 71	29-3708.40TI	69, 71	29-4211	88	30-0266	92
29-3627.75	53	29-3652.40	57	29-3706.50	70	29-3708.50	70	29-4212	88	30-0267	92
29-3628.25	53	29-3652.45	57	29-3706.50TI	69, 71	29-3708.50TI	69, 71	29-4213	88	30-0270	112
29-3628.30	51-53	29-3652.55	57	29-3706.60	70	29-3708.60	70	29-4215	88	30-0275	112
29-3628.35	51-53	29-3652.65	57	29-3706.60TI	69, 71	29-3708.60TI	69, 71	29-4220	88	30-0280	112
29-3628.40	51-53	29-3652.75	57	29-3706.70	70	29-3708.70	70	29-4221	88	30-0281	112
29-3628.45	51-53	29-3652.85	57	29-3706.70TI	69, 71	29-3708.70TI	71			30-0282	112
29-3628.50	51-53	29-3655.01	57	29-3706.80	70	29-3708.80	70	30		30-0283	113
29-3628.55	51-53	29-3655.02	57	29-3706.80TI	71	29-3708.90	70	30-0009	93	30-0284	113
29-3628.60	51-53	29-3700	68	29-3706.90	70	29-3708.100	70	30-0010	93	30-0285	113
29-3628.65	51-53	29-3701	68	29-3706.100	70	29-3708.180	70	30-0011	93	30-0299	113
29-3628.70	51-53	29-3702	68	29-3706.110	70	29-3709.40	70	30-0012	93	30-0300	113
29-3628.75	53	29-3702.90	68	29-3706.120	70	29-3709.50	70	30-0013	93	30-0301	114
29-3629.25	53	29-3703	68	29-3706.180	70	29-3709.60	70	30-0014	93	30-0304	113
29-3629.30	53	29-3704.TI	68-69	29-3707.20	70	29-3709.70	70	30-0015	93	30-0305	113
29-3629.35	51-53	29-3705.30	70	29-3707.20TI	71	29-3710.30	70	30-0016	93	30-0306	113
29-3629.40	51-53	29-3705.30TI	71	29-3707.30	70	29-3710.40	70	30-0019	94	30-0307	113
29-3629.45	51-53	29-3705.40	70	29-3707.30TI	69, 71	29-3710.50	70	30-0020	94	30-0310	112
29-3629.50	51-53	29-3705.40TI	69, 71	29-3707.40	70	29-3710.60	70	30-0021	94	30-0311	112
29-3629.55	51-53	29-3705.50	70	29-3707.40TI	69, 71	29-3710.70	70	30-0022	94	30-0312	114
29-3629.60	51-53	29-3705.50TI	69, 71	29-3707.50	70	29-3710.80	70	30-0023	94	30-0313	115
29-3629.65	51-53	29-3705.60	70	29-3707.50TI	69, 71	29-3710.90	70	30-0024	94	30-0314	115
29-3629.70	51-53	29-3705.60TI	69, 71	29-3707.60	70	29-3711.30	70	30-0025	94	30-0315	114
29-3629.75	51-53	29-3705.70	70	29-3707.60TI	69, 71	29-3711.40	70	30-0026	94	30-0316	114
29-3650.35	57	29-3705.70TI	69, 71	29-3707.70	70	29-3711.50	70	30-0027	94	30-0317	115
29-3650.40	57	29-3705.80	70	29-3707.70TI	71	29-3711.60	70	30-0028	94	30-0318	115



Art.-No.	Page	Art.-No.	Page	Art.-No.	Page	Art.-No.	Page	Art.-No.	Page	Art.-No.	Page
30-0320	115	30-0668	85	30-1541	97	40		40-0166	40	40-1018B6	26
30-0326	115	30-0670	85	30-1542	97	40-0020	41	40-0167	40	40-1018C1	26
30-0327	115	30-0671	85	30-1543	97	40-0035	41	40-0180	38	40-1018C2	26
30-0328	115	30-0760	84	30-1544	97	40-0098	35	40-0181	38	40-1018C3	26
30-0590	83	30-0761	84	30-1545	97	40-0099	35	40-0182	38	40-1018C4	26
30-0592	83	30-0762	84	30-1550	97	40-0100	35	40-0185	38	40-1018C5	26
30-0600	83	30-0763	84	30-1551	97	40-0101	35	40-0185.40	38	40-1018C6	26
30-0602	83	30-0764	84	30-1552	97	40-0102	35	40-0186	38	40-1020A1	26
30-0605	83	30-0765	84	30-1553	97	40-0103	35	40-0186.40	38	40-1020A2	26
30-0607	83	30-0770	85	30-1554	97	40-0104	36	40-0187	38	40-1020A3	26
30-0610	83	30-0772	85	30-1555	97	40-0105	36	40-0187.40	38	40-1020A4	26
30-0612	83	30-0774	85	30-1560	97	40-0115	36	40-0190	36	40-1020A5	26
30-0615	83	30-0775	85	30-1561	97	40-0116	36	40-0193	37	40-1020A6	26
30-0617	83	30-0791	87	30-1562	97	40-0116.24	37	40-0194	37	40-1020B1	26
30-0620	84	30-0820	86	30-1563	97	40-0117	36	40-0195	37	40-1020B2	26
30-0622	84	30-0822	86	30-1564	97	40-0117.24	37	40-0199	42	40-1020B3	26
30-0630	82	30-1510	96	30-1565	97	40-0119	39	40-0199.EK	42	40-1020B4	26
30-0631	82	30-1511	96	39-4000	211	40-0120	39	40-0200	43	40-1020B5	26
30-0635	83	30-1512	96	39-4000.GC	211	40-0121	39	40-0201	43	40-1020B6	26
30-0636	87	30-1513	96	39-4001	211	40-0122	39	40-0205	43	40-1020C1	26
30-0640	82	30-1514	96	39-4002	211	40-0124	38	40-0207	42	40-1020C2	26
30-0641	82	30-1515	96	39-4003	211	40-0125	38	40-0208	42	40-1020C3	26
30-0642	82	30-1520	96	39-4004	211	40-0126	38	40-0210	43	40-1020C4	26
30-0643	82	30-1521	96	39-4005	211	40-0127	38	40-0211	43	40-1020C5	26
30-0644	82	30-1522	96	39-4009	211	40-0128	38	40-1018A1	26	40-1020C6	26
30-0645	82	30-1523	96	39-4010	211	40-0130	39	40-1018A2	26	40-1023A1	26
30-0648	82	30-1524	96	39-4011	211	40-0135	39	40-1018A3	26	40-1023A2	26
30-0649	82	30-1525	96	39-4012	211	40-0140	39	40-1018A4	26	40-1023A3	26
30-0651	86	30-1530	96	39-4015	211	40-0141	39	40-1018A5	26	40-1023A4	26
30-0652	86	30-1531	96	39-4016	211	40-0142	39	40-1018A6	26	40-1023A5	26
30-0653	86	30-1532	96	39-4017	211	40-0150	35	40-1018B1	26	40-1023A6	26
30-0662	85	30-1533	96	39-4018	211	40-0151	35	40-1018B2	26	40-1023B1	26
30-0665	85	30-1534	96	39-4019	211	40-0155	40	40-1018B3	26	40-1023B2	26
30-0666	85	30-1535	96			40-0155.08	40	40-1018B4	26	40-1023B3	26
30-0667	85	30-1540	97			40-0165	40	40-1018B5	26	40-1023B4	26



Art.-No.	Page	Art.-No.	Page	Art.-No.	Page	Art.-No.	Page	Art.-No.	Page	Art.-No.	Page
40-1023B5	26	40-1118B4	26	40-1123B3	26	40-1218A4K	24	40-1220C4	23	40-1318A3K	24
40-1023B6	26	40-1118B5	26	40-1123B4	26	40-1218A5	23	40-1220C4K	24	40-1318A4	23
40-1023C1	26	40-1118B6	26	40-1123B5	26	40-1218A5K	24	40-1220C5	23	40-1318A4K	24
40-1023C2	26	40-1118C1	26	40-1123B6	26	40-1218A6	23	40-1220C5K	24	40-1318A5	23
40-1023C3	26	40-1118C2	26	40-1123C1	26	40-1218A6K	24	40-1220C6	23	40-1318A5K	24
40-1023C4	26	40-1118C3	26	40-1123C2	26	40-1218C1	23	40-1220C6K	24	40-1318A6	23
40-1023C5	26	40-1118C4	26	40-1123C3	26	40-1218C1K	24	40-1223A1	23	40-1318A6K	24
40-1023C6	26	40-1118C5	26	40-1123C4	26	40-1218C2	23	40-1223A1K	24	40-1318C1	23
40-1028A1	26	40-1118C6	26	40-1123C5	26	40-1218C2K	24	40-1223A2	23	40-1318C1K	24
40-1028A2	26	40-1120A1	26	40-1123C6	26	40-1218C3	23	40-1223A2K	24	40-1318C2	23
40-1028A3	26	40-1120A2	26	40-1128A1	26	40-1218C3K	24	40-1223A3	23	40-1318C2K	24
40-1028A4	26	40-1120A3	26	40-1128A2	26	40-1218C4	23	40-1223A3K	24	40-1318C3	23
40-1028A5	26	40-1120A4	26	40-1128A3	26	40-1218C4K	24	40-1223A4	23	40-1318C3K	24
40-1028A6	26	40-1120A5	26	40-1128A4	26	40-1218C5	23	40-1223A4K	24	40-1318C4	23
40-1028B1	26	40-1120A6	26	40-1128A5	26	40-1218C5K	24	40-1223A5	23	40-1318C4K	24
40-1028B2	26	40-1120B1	26	40-1128A6	26	40-1218C6	23	40-1223A5K	24	40-1318C5	23
40-1028B3	26	40-1120B2	26	40-1128B1	26	40-1218C6K	24	40-1223A6	23	40-1318C5K	24
40-1028B4	26	40-1120B3	26	40-1128B2	26	40-1220A1	23	40-1223A6K	24	40-1318C6	23
40-1028B5	26	40-1120B4	26	40-1128B3	26	40-1220A1K	24	40-1223C1	23	40-1318C6K	24
40-1028B6	26	40-1120B5	26	40-1128B4	26	40-1220A2	23	40-1223C1K	24	40-1320A1	23
40-1028C1	26	40-1120B6	26	40-1128B5	26	40-1220A2K	24	40-1223C2	23	40-1320A1K	24
40-1028C2	26	40-1120C1	26	40-1128B6	26	40-1220A3	23	40-1223C2K	24	40-1320A2	23
40-1028C3	26	40-1120C2	26	40-1128C1	26	40-1220A3K	24	40-1223C3	23	40-1320A2K	24
40-1028C4	26	40-1120C3	26	40-1128C2	26	40-1220A4	23	40-1223C3K	24	40-1320A3	23
40-1028C5	26	40-1120C4	26	40-1128C3	26	40-1220A4K	24	40-1223C4	23	40-1320A3K	24
40-1028C6	26	40-1120C5	26	40-1128C4	26	40-1220A5	23	40-1223C4K	24	40-1320A4	23
40-1118A1	26	40-1120C6	26	40-1128C5	26	40-1220A5K	24	40-1223C5	23	40-1320A4K	24
40-1118A2	26	40-1123A1	26	40-1128C6	26	40-1220A6	23	40-1223C5K	24	40-1320A5	23
40-1118A3	26	40-1123A2	26	40-1218A1	23	40-1220A6K	24	40-1223C6	23	40-1320A5K	24
40-1118A4	26	40-1123A3	26	40-1218A1K	24	40-1220C1	23	40-1223C6K	24	40-1320A6	23
40-1118A5	26	40-1123A4	26	40-1218A2	23	40-1220C1K	24	40-1318A1	23	40-1320A6K	24
40-1118A6	26	40-1123A5	26	40-1218A2K	24	40-1220C2	23	40-1318A1K	24	40-1320C1	23
40-1118B1	26	40-1123A6	26	40-1218A3	23	40-1220C2K	24	40-1318A2	23	40-1320C1K	24
40-1118B2	26	40-1123B1	26	40-1218A3K	24	40-1220C3	23	40-1318A2K	24	40-1320C2	23
40-1118B3	26	40-1123B2	26	40-1218A4	23	40-1220C3K	24	40-1318A3	23	40-1320C2K	24



Art.-No.	Page	Art.-No.	Page	Art.-No.	Page	Art.-No.	Page	Art.-No.	Page	Art.-No.	Page
40-1320C3	23	40-1418A4	15	40-1423C4	15	40-1428D4	16	40-2410	29	40-2497	29
40-1320C3K	24	40-1418A5	15	40-1423C5	15	40-1428D5	16	40-2411	29	40-2500	28
40-1320C4	23	40-1418C1	15	40-1423D1	16	40-1430A1	15	40-2412	29	40-2501	28
40-1320C4K	24	40-1418C2	15	40-1423D2	16	40-1430A2	15	40-2420	29	40-2502	28
40-1320C5	23	40-1418C3	15	40-1423D3	16	40-1430A3	15	40-2421	29	40-2510	28
40-1320C5K	24	40-1418C4	15	40-1423D4	16	40-1430A4	15	40-2422	29	40-2511	28
40-1320C6	23	40-1418C5	15	40-1423D5	16	40-1430A5	15	40-2440	29	40-2512	28
40-1320C6K	24	40-1418D1	16	40-1425A1	15	40-1430C1	15	40-2441	29	40-2520	28
40-1323A1	23	40-1418D2	16	40-1425A2	15	40-1430C2	15	40-2442	29	40-2521	28
40-1323A1K	24	40-1418D3	16	40-1425A3	15	40-1430C3	15	40-2445	29	40-2522	28
40-1323A2	23	40-1418D4	16	40-1425A4	15	40-1430C4	15	40-2446	29	40-2560	34
40-1323A2K	24	40-1418D5	16	40-1425A5	15	40-1430C5	15	40-2447	29	40-2560.45	34
40-1323A3	23	40-1420A1	15	40-1425C1	15	40-1430D1	16	40-2450	29	40-2561	34
40-1323A3K	24	40-1420A2	15	40-1425C2	15	40-1430D2	16	40-2451	29	40-2561.45	34
40-1323A4	23	40-1420A3	15	40-1425C3	15	40-1430D3	16	40-2452	29	40-2561.90	34
40-1323A4K	24	40-1420A4	15	40-1425C4	15	40-1430D4	16	40-2460	29	40-2562	34
40-1323A5	23	40-1420A5	15	40-1425C5	15	40-1430D5	16	40-2461	29	40-2562.45	34
40-1323A5K	24	40-1420C1	15	40-1425D1	16	40-2370.03	12	40-2462	29	40-2562.90	34
40-1323A6	23	40-1420C2	15	40-1425D2	16	40-2370.04	12	40-2465	29	40-2563	34
40-1323A6K	24	40-1420C3	15	40-1425D3	16	40-2370.05	12	40-2466	29	40-2563.45	34
40-1323C1	23	40-1420C4	15	40-1425D4	16	40-2370.06	12	40-2467	29	40-2564	34
40-1323C1K	24	40-1420C5	15	40-1425D5	16	40-2372.03	12	40-2470	29	40-2564.45	34
40-1323C2	23	40-1420D1	16	40-1428A1	15	40-2372.04	12	40-2471	29	40-2565	34
40-1323C2K	24	40-1420D2	16	40-1428A2	15	40-2372.05	12	40-2472	29	40-2565.45	34
40-1323C3	23	40-1420D3	16	40-1428A3	15	40-2372.06	12	40-2480	29	40-2570	33
40-1323C3K	24	40-1420D4	16	40-1428A4	15	40-2376.03	13	40-2481	29	40-2570.14	33
40-1323C4	23	40-1420D5	16	40-1428A5	15	40-2376.04	13	40-2482	29	40-2571	33
40-1323C4K	24	40-1423A1	15	40-1428C1	15	40-2376.05	13	40-2485	29	40-2571.14	33
40-1323C5	23	40-1423A2	15	40-1428C2	15	40-2377.03	13	40-2486	29	40-2572	33
40-1323C5K	24	40-1423A3	15	40-1428C3	15	40-2377.04	13	40-2487	29	40-2572.14	33
40-1323C6	23	40-1423A4	15	40-1428C4	15	40-2377.05	13	40-2490	29	40-2573	33
40-1323C6K	24	40-1423A5	15	40-1428C5	15	40-2380	27	40-2491	29	40-2573.14	33
40-1418A1	15	40-1423C1	15	40-1428D1	16	40-2400	29	40-2492	29	40-2620.14	30
40-1418A2	15	40-1423C2	15	40-1428D2	16	40-2401	29	40-2495	29	40-2620.16	30
40-1418A3	15	40-1423C3	15	40-1428D3	16	40-2402	29	40-2496	29	40-2620.16Z	9



Art.-No.	Page	Art.-No.	Page	Art.-No.	Page	Art.-No.	Page	Art.-No.	Page	Art.-No.	Page
40-2620.18Z	9	40-2631.18Z	9	40-2652.40Z	10	40-2665.30Z	10	40-2702.40Z	17	40-2730.40Z	18
40-2620.19	30	40-2631.19	30	40-2652.50Z	10	40-2665.40Z	10	40-2702.50Z	17	40-2730.50Z	18
40-2621.14	30	40-2632.14	30	40-2653.20Z	11	40-2665.50Z	10	40-2710.10Z	18	40-2732.10Z	18
40-2621.16	30	40-2632.16	30	40-2653.30Z	11	40-2670.20Z	11	40-2710.20Z	18	40-2732.20Z	18
40-2621.16Z	9	40-2632.16Z	9	40-2653.40Z	11	40-2670.30Z	11	40-2710.30Z	18	40-2732.30Z	18
40-2621.18Z	9	40-2632.18Z	9	40-2653.50Z	11	40-2670.40Z	11	40-2710.40Z	18	40-2732.40Z	18
40-2621.19	30	40-2632.19	30	40-2654.20Z	10	40-2670.50Z	11	40-2710.50Z	18	40-2732.50Z	18
40-2622.14	30	40-2635.14	30	40-2654.30Z	10	40-2671.20Z	10	40-2712.10Z	18	40-2734.10Z	18
40-2622.16	30	40-2635.16	30	40-2654.40Z	10	40-2671.30Z	10	40-2712.20Z	18	40-2734.20Z	18
40-2622.16Z	9	40-2635.19	30	40-2654.50Z	10	40-2671.40Z	10	40-2712.30Z	18	40-2734.30Z	18
40-2622.18Z	9	40-2636.14	30	40-2655.20Z	10	40-2671.50Z	10	40-2712.40Z	18	40-2734.40Z	18
40-2622.19	30	40-2636.16	30	40-2655.30Z	10	40-2672.20Z	10	40-2712.50Z	18	40-2734.50Z	18
40-2625.14	30	40-2636.19	30	40-2655.40Z	10	40-2672.30Z	10	40-2714.10Z	18	40-2740.10Z	18
40-2625.16	30	40-2637.14	30	40-2655.50Z	10	40-2672.40Z	10	40-2714.20Z	18	40-2740.20Z	18
40-2625.16Z	9	40-2637.16	30	40-2660.20Z	11	40-2672.50Z	10	40-2714.30Z	18	40-2740.30Z	18
40-2625.18Z	9	40-2637.19	30	40-2660.30Z	11	40-2673.20Z	11	40-2714.40Z	18	40-2740.40Z	18
40-2625.19	30	40-2640.14	30	40-2660.40Z	11	40-2673.30Z	11	40-2714.50Z	18	40-2740.50Z	18
40-2626.14	30	40-2640.16	30	40-2660.50Z	11	40-2673.40Z	11	40-2720.10Z	18	40-2742.10Z	18
40-2626.16	30	40-2640.19	30	40-2661.20Z	10	40-2673.50Z	11	40-2720.20Z	18	40-2742.20Z	18
40-2626.16Z	9	40-2641.14	30	40-2661.30Z	10	40-2674.20Z	10	40-2720.30Z	18	40-2742.30Z	18
40-2626.18Z	9	40-2641.16	30	40-2661.40Z	10	40-2674.30Z	10	40-2720.40Z	18	40-2742.40Z	18
40-2626.19	30	40-2641.19	30	40-2661.50Z	10	40-2674.40Z	10	40-2720.50Z	18	40-2742.50Z	18
40-2627.14	30	40-2642.14	30	40-2662.20Z	10	40-2674.50Z	10	40-2722.10Z	18	40-2744.10Z	18
40-2627.16	30	40-2642.16	30	40-2662.30Z	10	40-2675.20Z	10	40-2722.20Z	18	40-2744.20Z	18
40-2627.16Z	9	40-2642.19	30	40-2662.40Z	10	40-2675.30Z	10	40-2722.30Z	18	40-2744.30Z	18
40-2627.18Z	9	40-2650.20Z	11	40-2662.50Z	10	40-2675.40Z	10	40-2722.40Z	18	40-2744.40Z	18
40-2627.19	30	40-2650.30Z	11	40-2663.20Z	11	40-2675.50Z	10	40-2722.50Z	18	40-2744.50Z	18
40-2630.14	30	40-2650.40Z	11	40-2663.30Z	11	40-2700.10Z	17	40-2724.10Z	18	40-2750.10Z	19
40-2630.16	30	40-2650.50Z	11	40-2663.40Z	11	40-2700.20Z	17	40-2724.20Z	18	40-2750.20Z	19
40-2630.16Z	9	40-2651.20Z	10	40-2663.50Z	11	40-2700.30Z	17	40-2724.30Z	18	40-2750.30Z	19
40-2630.18Z	9	40-2651.30Z	10	40-2664.20Z	10	40-2700.40Z	17	40-2724.40Z	18	40-2750.40Z	19
40-2630.19	30	40-2651.40Z	10	40-2664.30Z	10	40-2700.50Z	17	40-2724.50Z	18	40-2750.50Z	19
40-2631.14	30	40-2651.50Z	10	40-2664.40Z	10	40-2702.10Z	17	40-2730.10Z	18	40-2752.10Z	19
40-2631.16	30	40-2652.20Z	10	40-2664.50Z	10	40-2702.20Z	17	40-2730.20Z	18	40-2752.20Z	19
40-2631.16Z	9	40-2652.30Z	10	40-2665.20Z	10	40-2702.30Z	17	40-2730.30Z	18	40-2752.30Z	19



Art.-No.	Page	Art.-No.	Page	Art.-No.	Page	Art.-No.	Page	Art.-No.	Page	Art.-No.	Page
40-2752.40Z	19	40-3006.18K	31	40-4030	121	40-4328	125	40-7702	123	40-7751	123
40-2752.50Z	19	40-3007.16K	31	40-4270	124	40-4329	125	40-7703	123	40-7752	123
40-2754.10Z	19	40-3007.18K	31	40-4271	124	40-4330	125	40-7704	123	40-7753	123
40-2754.20Z	19	40-3008.16K	31	40-4272	124	40-4462	124	40-7706	123	40-7760	123
40-2754.30Z	19	40-3008.18K	31	40-4280	125	40-4464	124	40-7707	123	40-7761	123
40-2754.40Z	19	40-3009.16K	31	40-4281	125	40-4466	124	40-7708	123	40-7762	123
40-2754.50Z	19	40-3009.18K	31	40-4282	125	40-4468	124	40-7709	123	40-7763	123
40-2770.10Z	19	40-3010.16K	31	40-4283	125	40-4470	124	40-7711	123	40-7764	123
40-2770.20Z	19	40-3010.18K	31	40-4284	125	40-4472	124	40-7712	123	40-7765	123
40-2770.30Z	19	40-3011.16K	31	40-4285	125	40-4474	124	40-7713	123	40-7766	123
40-2770.40Z	19	40-3011.18K	31	40-4286	125	40-4476	124	40-7714	123	40-7767	123
40-2770.50Z	19	40-3012.16K	31	40-4287	125	40-4478	124	40-7716	123	40-7768	123
40-2772.10Z	19	40-3012.18K	31	40-4288	125	40-4480	124	40-7717	123	40-7769	123
40-2772.20Z	19	40-3013.16K	31	40-4289	125	40-7450	124	40-7718	123	40-7770	123
40-2772.30Z	19	40-3013.18K	31	40-4290	125	40-7451	124	40-7719	123	40-7771	123
40-2772.40Z	19	40-3014.16K	31	40-4291	125	40-7452	124	40-7721	123	40-7772	123
40-2772.50Z	19	40-3014.18K	31	40-4300	125	40-7453	124	40-7722	123	40-7773	123
40-2774.10Z	19	40-4000	121	40-4301	125	40-7460.02	124	40-7723	123	40-7774	123
40-2774.20Z	19	40-4000.TI	121	40-4302	125	40-7460.04	124	40-7730	123	40-7775	123
40-2774.30Z	19	40-4001	121	40-4303	125	40-7460.06	124	40-7731	123	40-7776	123
40-2774.40Z	19	40-4001.TI	121	40-4304	125	40-7515.06	130	40-7732	123	40-7777	123
40-2774.50Z	19	40-4002	121	40-4305	125	40-7515.08	130	40-7733	123	40-7778	123
40-3000.16K	31	40-4002.TI	121	40-4306	125	40-7516.08GD	130	40-7734	123	40-7779	123
40-3000.18K	31	40-4010	121	40-4307	125	40-7516.11GD	130	40-7736	123	40-7780	123
40-3001.16K	31	40-4010.TI	121	40-4308	125	40-7517.08	130	40-7737	123	40-7781	123
40-3001.18K	31	40-4011	121	40-4309	125	40-7517.08GD	130	40-7738	123	40-7782	123
40-3002.16K	31	40-4011.TI	121	40-4310	125	40-7517.11	130	40-7739	123	40-7793	123
40-3002.18K	31	40-4012	121	40-4320	125	40-7517.11GD	130	40-7741	123	40-7794	123
40-3003.16K	31	40-4012.TI	121	40-4321	125	40-7518.08	130	40-7742	123	40-7799	123
40-3003.18K	31	40-4020	121	40-4322	125	40-7518.11	130	40-7743	123	40-8070	130
40-3004.16K	31	40-4020.TI	121	40-4323	125	40-7519.08	130	40-7744	123	40-8071	130
40-3004.18K	31	40-4021	121	40-4324	125	40-7519.11	130	40-7746	123	40-8072	130
40-3005.16K	31	40-4021.TI	121	40-4325	125	40-7519.11GD	130	40-7747	123	40-8073	130
40-3005.18K	31	40-4022	121	40-4326	125	40-7700	123	40-7748	123	40-8080	131
40-3006.16K	31	40-4022.TI	121	40-4327	125	40-7701	123	40-7749	123	40-8081	131



Index

Art.-No.	Page	Art.-No.	Page	Art.-No.	Page	Art.-No.	Page	Art.-No.	Page	Art.-No.	Page
40-8082	131	40-8220	132	40-8454.31	132	40-8965	135	41		41-1141	103
40-8083	131	40-8221	132	40-8454.37	132	40-9030	126	41-0252	32	41-1142	103
40-8084	131	40-8222	132	40-8455	132	40-9031	126	41-0262	32	41-1143	103
40-8085	131	40-8223	132	40-8459	131	40-9032	126	41-1015	114	41-1144	103
40-8086	131	40-8280	127	40-8460	131	40-9033	126	41-1053	114	41-1145	103
40-8090	131	40-8281	127	40-8461	131	40-9034	126	41-1100	102	41-1146	103
40-8091	131	40-8285	127	40-8462	131	40-9035	126	41-1102	102	41-1147	103
40-8092	131	40-8290	128	40-8463	131	40-9036	126	41-1110	103	41-1148	103
40-8093	131	40-8291	128	40-8464	131	40-9037	126	41-1111	103	41-1149	103
40-8094	131	40-8390	128	40-8465	131	40-9040	126	41-1112	103	41-1150	103
40-8095	131	40-8391	129	40-8480.04	132	40-9041	126	41-1113	103	41-1151	103
40-8096	131	40-8392	128	40-8480.06	132	40-9042	126	41-1114	103	41-1153	103
40-8150	133	40-8393	128	40-8480.07	132	40-9043	126	41-1115	103	41-1154	103
40-8151	133	40-8420	133	40-8490	132	40-9044	126	41-1116	103	41-1155	103
40-8152	133	40-8421	133	40-8491	132	40-9045	126	41-1117	103	41-1156	103
40-8153	133	40-8422	133	40-8492	132	40-9046	126	41-1118	103	41-1157	103
40-8154	133	40-8423	133	40-8493	132	40-9047	126	41-1120	103	41-1158	103
40-8155	133	40-8424	133	40-8494	132	40-9050	126	41-1121	103	41-1159	103
40-8156	133	40-8425	133	40-8495	131	40-9051	126	41-1122	103	41-1160	103
40-8157	133	40-8426	133	40-8496	131	40-9052	126	41-1123	103	41-1161	103
40-8158	133	40-8427	133	40-8497	131	40-9053	126	41-1124	103	41-1162	103
40-8159	133	40-8449	132	40-8498	131	40-9054	126	41-1125	103	41-1163	103
40-8160	133	40-8449.04	132	40-8499	131	40-9055	126	41-1126	103	41-1164	103
40-8161	133	40-8449.06	132	40-8510	127	40-9056	126	41-1127	103	41-1165	103
40-8162	133	40-8449.43	132	40-8512	127	40-9057	126	41-1128	103	41-1166	103
40-8170	133	40-8450	132	40-8514	127	40-9901	134	41-1129	103	41-1167	103
40-8171	133	40-8451	132	40-8516	127	40-9902	134	41-1130	103	41-1168	103
40-8172	133	40-8451.31	132	40-8613	128	40-9903	134	41-1131	103	41-1169	103
40-8173	133	40-8451.37	132	40-8620	129	40-9904	134	41-1132	103	41-1175	103
40-8174	133	40-8451.43	132	40-8621	129	40-9905	134	41-1133	103	41-1176	103
40-8175	133	40-8452	132	40-8622	129	40-9910	134	41-1134	103	41-1200	103
40-8176	133	40-8452.31	132	40-8910	135	40-9911	134	41-1137	103	41-1201	103
40-8178	133	40-8452.37	132	40-8941	134	40-9912	134	41-1138	103	41-1202	103
40-8179	133	40-8453	132	40-8941.KB	134	40-9913.04	134	41-1139	103	41-1203	103
40-8180	133	40-8454	132	40-8960	135	40-9913.07	134	41-1140	103	41-1204	103



Art.-No.	Page	Art.-No.	Page	Art.-No.	Page	Art.-No.	Page	Art.-No.	Page	Art.-No.	Page
41-1205	103	41-1240	103	41-3105	140	41-3228	145	41-4424	143	41-5130.TI	191
41-1206	103	41-1241	103	41-3106	140	41-3229	145	41-4426	143	41-5132	191
41-1207	103	41-1242	103	41-3107	140	41-3230	145	41-4430	143	41-5132.TI	191
41-1208	103	41-1243	103	41-3110	140	41-3231	145	41-4431	143	41-5134	191
41-1209	103	41-1244	103	41-3111	140	41-3240	145	41-4500	153	41-5134.TI	191
41-1210	103	41-1245	103	41-3113	140	41-3241	145	41-4501	153	41-5136	191
41-1211	103	41-1246	103	41-3114	140	41-3245	145	41-4502	153	41-5136.TI	191
41-1212	103	41-1247	103	41-3120	140	41-3246	145	41-4503	153	41-5300	191
41-1213	103	41-1248	103	41-3121	140	41-4100	139	41-4506	145	41-5300.TI	191
41-1214	103	41-1249	103	41-3122	140	41-4101	139	41-4507	145	41-5306	191
41-1215	103	41-1250	103	41-3125	140	41-4105	139	41-4508	145	41-5306.TI	191
41-1216	103	41-1251	103	41-3126	140	41-4106	139	41-4509	145	41-5308	191
41-1217	103	41-1252	103	41-3130	140	41-4107	139	41-4510	145	41-5308.TI	191
41-1218	103	41-1260	102	41-3131	140	41-4110	139	41-4511	145	41-5320	191
41-1219	103	41-1261	102	41-3135	141	41-4111	139	41-4515	145	41-5320.TI	191
41-1220	103	41-2111	139	41-3136	141	41-4114	139	41-4516	145	41-5322	191
41-1221	103	41-2112	139	41-3140	141	41-4115	139	41-5012	191	41-5322.TI	191
41-1222	103	41-2120	139	41-3141	141	41-4116	139	41-5012.TI	191	41-5324	191
41-1223	103	41-2121	139	41-3142	141	41-4120	139	41-5014	191	41-5324.TI	191
41-1224	103	41-2122	139	41-3145	141	41-4121	139	41-5014.TI	191	41-5500	191
41-1225	103	41-2123	139	41-3146	141	41-4125	139	41-5022	191	41-5600	193
41-1226	103	41-2200	153	41-3147	141	41-4126	139	41-5022.TI	191	41-5602	193
41-1227	103	41-2201	153	41-3155	88	41-4130	139	41-5024	191	41-5604	193
41-1228	103	41-2202	153	41-3200	151	41-4131	139	41-5024.TI	191	41-5605	193
41-1229	103	41-2203	153	41-3201	151	41-4400	142	41-5054	191	41-5606	193
41-1230	103	41-2205	145	41-3202	151	41-4401	142	41-5054.TI	191	41-5607	193
41-1231	103	41-2206	145	41-3205	151	41-4402	142	41-5112	191	41-5608	193
41-1232	103	41-2207	145	41-3206	151	41-4403	142	41-5112.TI	191	41-5609	193
41-1233	103	41-2208	145	41-3207	151	41-4410	142	41-5114	191	41-5610	193
41-1234	103	41-2210	145	41-3208	145	41-4411	142	41-5114.TI	191	41-5612	193
41-1235	103	41-2211	145	41-3209	145	41-4414	142	41-5116	191	41-5665	193
41-1236	103	41-3100	140	41-3210	145	41-4420	143	41-5116.TI	191	41-5666	193
41-1237	103	41-3101	140	41-3211	145	41-4421	143	41-5128	191	41-5667	193
41-1238	103	41-3103	140	41-3215	145	41-4422	143	41-5128.TI	191	41-5668	193
41-1239	103	41-3104	140	41-3216	145	41-4423	143	41-5130	191	41-5669	193



Art.-No.	Page	Art.-No.	Page	Art.-No.	Page	Art.-No.	Page	Art.-No.	Page	Art.-No.	Page
41-6012	105, 208	41-6080	105	41-6166	107	41-6224	108	41-6304	101	41-8011	111
41-6014	105, 208	41-6081	105	41-6167	107	41-6230	107	41-6305	101	41-8020	111
41-6019	105, 208	41-6082	105	41-6170	106	41-6232	107	41-6306	101	41-8021	111
41-6020	92	41-6083	105	41-6171	106	41-6234	107	41-6307	101	41-8022	111
41-6022	92	41-6090	105	41-6172	106	41-6236	107	41-6308	101	41-8023	111
41-6024	92	41-6091	105	41-6173	106	41-6238	107	41-6310	100	41-8030	109
41-6030	100	41-6092	105	41-6174	106	41-6240	107	41-7080	89-90	41-8031	109
41-6031	101	41-6093	105	41-6175	106	41-6250	108	41-7083	89-90	41-8032	109
41-6032	101	41-6100	108	41-6176	106	41-6251	108	41-7084	89-90	41-8033	109
41-6033	101	41-6101	108	41-6177	106	41-6252	108	41-7085	89-90	41-8034	109
41-6034	101	41-6102	108	41-6180	106	41-6253	108	41-7090	89-90	41-8035	109
41-6035	101	41-6103	108	41-6181	106	41-6260	108	41-7091	89-90	41-8036	109
41-6036	101	41-6104	108	41-6182	106	41-6265	107	41-7092	89-90	41-8037	109
41-6037	101	41-6105	108	41-6183	106	41-6268	104	41-7095	89, 91	41-8038	110
41-6038	101	41-6110	107	41-6184	106	41-6269	104	41-7096	89, 91	41-8039	109
41-6039	101	41-6111	107	41-6185	106	41-6270	104	41-7105	89, 91	41-8040	109
41-6040	101	41-6112	107	41-6186	106	41-6271	104	41-7120	91	41-8041	111
41-6041	101	41-6113	107	41-6187	106	41-6272	104	41-7122	91	41-8042	111
41-6042	101	41-6120	108	41-6190	106	41-6273	104	41-7124	91	41-8050	109
41-6043	101	41-6121	108	41-6191	106	41-6275	104	41-7126	91	41-8051	109
41-6044	101	41-6127	107	41-6192	106	41-6277	104	41-7130	91	41-8052	109
41-6045	101	41-6140	108	41-6193	106	41-6290	101	41-7131	91	41-8053	109
41-6046	101	41-6141	108	41-6195	106	41-6291	101	41-7132	91	41-8054	110
41-6047	101	41-6142	108	41-6196	106	41-6292	101	41-7133	91	41-8055	110
41-6048	101	41-6143	108	41-6197	106	41-6293	101	41-7134	91	41-8056	110
41-6048L	101	41-6145	108	41-6198	106	41-6294	101	41-7135	91	41-8057	110
41-6049	100	41-6151	104	41-6200	106	41-6295	101	41-7310	98	41-8070	110
41-6070	105	41-6156	104	41-6201	106	41-6296	101	41-7311	98	41-8071	110
41-6071	105	41-6159	104	41-6210	108	41-6297	101	41-7312	98	41-8072	110
41-6072	105	41-6160	107	41-6212	108	41-6298	101	41-7313	98	41-8073	110
41-6073	105	41-6161	107	41-6214	108	41-6299	101	41-7850	194	41-8074	110
41-6074	105	41-6162	107	41-6216	108	41-6300	101	41-7852	194	41-8075	110
41-6075	105	41-6163	107	41-6218	108	41-6301	101	41-7991	194	41-8076	110
41-6076	105	41-6164	107	41-6220	108	41-6302	101	41-7995	194	41-8400	170
41-6077	105	41-6165	107	41-6222	108	41-6303	101	41-8010	111	41-8405	170



Art.-No.	Page	Art.-No.	Page		
41-8410	170	75-0415	192	77-9098	224
41-8415	170	75-0416	192	77-9190	224
41-9001	129	75-0417	192		
41-9003	129	75-0418	192		
41-9005	129	75-0419	192		
41-9006	129	75-0461	192		
41-9007	129	75-0462	192		
41-9008	129	75-0463	192		
		75-0464	192		
75		75-0465	192		
75-0071	192	75-0466	192		
75-0072	192	75-0473	192		
75-0073	192	75-0474	192		
75-0074	192	75-0475	192		
75-0286	192	75-0476	192		
75-0287	192	75-0477	192		
75-0325	192	75-0478	192		
75-0326	192	75-0479	192		
75-0327	192	75-0480	192		
75-0328	192	75-0481	192		
75-0329	192	75-0482	192		
75-0330	192	75-0483	192		
75-0396	192	75-0484	192		
75-0397	192	75-1000	155		
75-0398	192	75-1001	155		
75-0399	192	75-1100	155		
75-0400	192	75-1101	155		
75-0401	192	75-1200	155		
75-0408	192	75-1201	155		
75-0409	192				
75-0410	192	77			
75-0411	192	77-7284	51		
75-0412	192	77-7286	57		
75-0413	192	77-9096	224		
75-0414	192	77-9097	224		



Chitwood-DeBaykey TC, Tissue Forceps	177	Curettes		DeBakey	
Clamps		Landolt-Reulen	110	Structurae™ Micro Forceps	151
Approximator	192	Ray Pituitary	111	Tissue Forceps	175-176
Backhaus	195	Spinal	124-126	DeBakey-Diethrich, Tissue Forceps	175
Ball and Socket	195	Bruns	124	DeBakey-Light, Tissue Forceps	175
Lorna	195	Cobb	126	Decker, Micro Disc Rongeur	32
Peers	195	Epstein	124	De Vilbiss, Skull Forceps	42
Yasargil-type Standard, Temporary Vessel	191	Hibbs-Spratt (Bruns)	125	Diethrich Ryder, Needle Holders	217
Clip, Raney	194	Volkman	124	Dilators, Vessel, Micro Hand Instruments	104
Cloward-type		TriCuret™ Spinal	120-121	Dissecting Scissors	
Cervical Spine Retractors	79	Zielke	130	Deaver	206
Vertebra and Lamina Spreaders	76	Curettes/Raspatory, Nicola	111	Mayo	204
Cobb		Cushing		Metzenbaum	203
Elevator	129	Burrs	211	Metzenbaum Fino	203
Gouges	130	Dressing Forceps	185	Ragnell-Kilner	205
Spinal Curettes	126	Drills	211	Reynolds	205
Cone, Self-Retaining Retractors	82	Elevators, Little Joker	127	Standard	205
Container, Rhoton-type	100	Nerve and Dura Hooks	113	Dissectors	
Container Microdissectomy		Raspatories	128	Bayonet Micro Hand Instruments	
Retractor System, McCulloch	69	Cushing-Landolt, Specula	88	Hardy	109
Cooley, Tissue Forceps	176	Cushing TC, Tissue Forceps	179	Hardy-Fahlbusch	109
Cope, Retractors	95	Cutter		Landolt	109
Coronary Scissors		Maxi	47	Davis	117
Fairgrip™ultra Micro-Potts	158-159	Midi	47	Mc Donald	118
Cottle		Power	47	Micro Hand Instruments	107-110
Mallets	135	D		Caspar-type	108
Chisel	132	Dale, Bone Biting Rongeurs	40	Olivecrona	117
Cranial Shaft Instruments, Fairgrip™	102-103	Dandy		Penfield	116
Tray	102	Hemostatic Forceps	189	Toennis	117
Crile, Nerve and Dura Hooks	113	Nerve and Dura Hooks	112	Watson-Cheyne	116
Crile-Wood, Needle Holders	213	Davis, Dissectors	117	Distraction Pin	74-75
Curettes		Deaver, Dissecting Scissors	206	Distractor, Caspar-type	74-75
Fahlbusch	110	DeBakey		Dorsey, Dura Separators	118
Fairgrip™, Bayonet Style	122-123	Fairgrip™ultra, Micro Tissue Forceps	168-169	Dressing Forceps	
Hardy	111	Needle Holders	213	Adson	185
Landolt	110			Cushing	185



Dressing Forceps		Elsberg, Cannula	222	Forceps	
Micro-Adson	185	Epstein, Spinal Curettes	124	Bipolar	172-174
Drills		Eufrate-Pasqué, Needle Holders	215	Jeweler's Forceps	173
Hudson	211	Exploration Hooks	105	Bone Cutting	
Cushing	211	F		Boehler	43
Drill Guide, Vertebral Body	74-75	Fahlbusch		Liston	42
Driver, Screw, Vertebral Body	74-75	Curette	110	Mc Indoe	43
Dura and Nerve Hooks		Nicola, Micro Instruments	170	Ruskin-Liston	42
Adson	114	Scoop	110	Bonney TC (Mod. Baker)	180
Blalock	114	Fairgrip™		Chitwood-DeBaykey TC	177
Crile	113	Bayonet Style Curettes	122-123	Cushing	185
Cushing	113	Cranial Shaft Instruments	102-103	Cushing TC	179
Dandy	112	Fairgrip™ultra		Cooley	176
Graham	113	Micro Needle Holders	160-163	Dandy	189
Hoen	112	Micro-Potts, Micro Scissors	158-159	DeBakey	175-176
PBI	114	Micro Tissue Forceps	164-169	DeBakey-Diethrich	175
Sachs	113-114	DeBakey	168-169	DeBakey-Light	175
Smithwick	112	Microsurgical Knife	209	De Vilbiss, Skull Forceps	42
Dura Knife, Toennis	210	TC, Micro Needle Holders	163	Gerald	184, 186
Dura Scissors		Ferris-Smith, IVD Rongeurs	28	Halstead-Mosquito	187
Frazier	207	Fisch Hooks	108	Jeweller's	182
Schmieden-Taylor	207	Flexible Spatula		Mehdorn	193
Strully	207	Heifetz	91	Micro Jeweller's	181
Dura Separators, Dorsey	118	Mod. Aachen	91	Micro-Adson	183, 185
Dural		Flexible Arm Retractor	89-91	Ochsner (Kocher)	188
Adson, Needle Holders	194	Foraminotomy, Geister-Kerrison, Rongeurs	17	Oehler TC	180
Raney, Clip	194	Forceps		Potts-Smith TC	179
E		Adson	183, 185	Raney, Applying Forceps	194
Echlin, Bone Biting Rongeurs	39	Adson TC	178	Schwartz, Applying Forceps	189
Elevators		Adson-Brown	183	Semken	186
Cobb	129	Adson-Brown TC	178	Skinner TC	180
Cushing Little Joker	127	Bayonet	138, 141, 143, 145	Standard	184
Freer	117	Biemer	193	Standard TC	179
Key	127	Biemer-Mueller	193	Transnasale Surgery	88
Langenbeck	127			Tumour Grasping, Structurae™	145
				Ulrich	196



Forceps		Goldmann-Fox TC, Scissors	202	Hepp-Scheidel, Structuræ™ Micro Needle Holders	149
Wire Holding	45	Graham, Nerve and Dura Hooks	113	Hepp-Scheidel/Castroviejo, Needle Holders	217
Fork		Grasping, Tumour Forceps, Structuræ™ Guide	145	Hess, Nerve Root Retractors	92
Hardy Implant	110	Drill, Vertebral Body	74-75	Hibbs-Spratt (Bruns), Spinal Curettes	125
Spatula, Hosobuchi	110	Introducer, Gigli	210	Hoen, Nerve and Dura Hooks	112
Tumor	108	H		Holders, Blade, Micro Hand Instruments	105
Frazier		Halstead-Mosquito, Hemostatic Forceps	187	Hooks	105, 108, 110, 112-115
Dura Scissors	207	Hand-held Retractors	92-97	Exploration	105
Skin and Nerve Hooks	115	Handle		Fisch	108
Suction Tubes	223	Microsurgical Knife	209	Galea Hook, Yasargil-type	194
Freer, Elevators	117	SpineControl™		Insulated	105
French-Eye (Ryder), Needle Holders	215	Cervical Retractor System (quick connect)	52	Landolt	110
Fukushima, Suction Tubes	223	Lumbar Retractor System (quick connect)	56	Landolt-Reulen	110
G		Handles, Scalpel	105, 208	Ligature	105
Galea Hook, Yasargil-type	194	Handle with chuck, Micro Hand Instruments	104	Nerve	105
Gauge, SpineControl™	52, 56	Hardy, Micro Hand Instruments		Fairgrip™ Bayonet Micro	123
Gouges		Curettes	111	Nerve and Dura	
Cobb	130	Dissectors	109	Adson	114
Lexer	131	Implant Fork	110	Blalock	114
Mini-Lexer	131	Hardy-Fahlbusch Dissectors	109	Crile	113
Smith-Peterson	131	Hartmann, Skin and Nerve Hooks	115	Cushing	113
Geister-Kerrison		Heavy, Micro Needle Holders		Dandy	112
Foraminotomy Rongeurs	17	Fairgrip™ultra	162	Graham	113
Laminectomy Rongeurs	15-16, 18-19	Heifetz		Hoen	112
Geister Rongeurs	12-13, 27	Curette, Bayonet Micro Tissue Forceps	141	PBI	114
Geister Spinal IVD Rongeurs	8-11	Flexible Spatula	91	Sachs	113-114
Gelpi Skin Retractors	87	Hemilaminectomy Self-Retaining Retractor	84	Smithwick	112
Gerald, Tissue Forceps	184, 186	Markham-Meyerdig	82	Skin and Nerve	
Giannini, Needle Holders	217	Norfolk & Norwich	87	Frazier	115
Giannini Heavy, Needle Holders	217	Hemostatic Forceps		Gillies	115
Gigli		Dandy	189	Hartmann	115
Introducer Guide	210	Halstead-Mosquito	187	Kilner	115
Wire Saw	210	Ochsner (Kocher)	188	Kleinert-Kutz	115
Wire Saw Handle	210	Heparin, Flushing Needle	222	Vessel	105
Gillies, Skin and Nerve Hooks	115			Hosobuchi, Fork Spatula	110



Hudson		Knife Microsurgical	209	Ligature	
Brace	211	Knives		Needle, Adson	113
Burrs	211	Micro Blades	210	TC, Scissors	201
Drills	211	Tumor, Micro Hand Instruments	106	Liston, Bone Cutting Forceps	42
Drill/Trepan	211	Toennis, Dura Knife	210	Little Joker, Cushing, Elevators	127
Hygienic Rongeurs	22-25	Vessel, Micro Hand Instruments	107-108	Lorna, Towel Clamps	195
I		Kocher, Retractors	97	Love, Nerve Root Retractors	92
Implant, Hardy Fork	110	Kocher Ochsner, Hemostatic Forceps	188	Luer-Friedmann, Bone Biting Rongeurs	41
Inge, Vertebra and Lamina Spreaders	76	Kocher-Langenbeck, Retractors	94	Luer-Stille, Bone Biting Rongeurs	35
Insulated Hooks	105	L		Lukens, Retractors	95
Intracardiac, Needle Holders	215	Lambotte, Osteotome	133	Lumbar	
Introducer Guide, Gigli	210	Lamina Spreaders, Inge	76	Retractor System (quick connect),	
Iris TC, Scissors	202	Laminectomy		SpineControl™	54-57
IVD Rongeurs	8-11, 29-34	Geister-Kerrison Rongeurs	15-19	Speculum	72
Caspar	30-31	Kerrison Rongeurs	26	M	
Ferris-Smith	28	Spreaders, Badgley	77	Mallets	134-135
Geister Spinal	8-11	Landolt, Micro Hand Instruments		Cottle	135
Oldberg	33	Curettes	110	Markham-Meyerding,	
Wagner	27	Hook	110	Self-Retaining Hemilaminectomy Retractors	82
Wilde (Weil-Blakesley)	34	Malleable Dissectors	109	Marquardt, Bone Biting Rongeurs	36
Izzat Wire-Grip	45	Landolt-Reulen, Micro Hand Instruments		Mathieu, Needle Holders	219
J		Curette	110	Maxi Cutter	47
Jackson, Retractors	95	Dissector	110	Mayfield, Bone Biting Rongeurs	37
Jameson, Reynolds, Scissors	205	Hook	110	Mayo, Dissecting Scissors	204
Jeweller's		Raspatories	110	Mayo TC, Scissors	200
Bipolar Tissue Forceps	173	Langenbeck		Mayo-Hegar, Needle Holders	213
Micro, Tissue Forceps	181	Elevators	127	Mayo-Lexer TC, Scissors	200
Tissue Forceps	182	Retractors	93	McCulloch	
K		Leksell, Bone Biting Rongeurs	38	Microdiscectomy Retractor System	68-71
Kerrison, Laminectomy Rongeurs	26	Lemmon, Needle Holders	215	Mc Donald, Dissectors	118
Key, Elevators	127	Lexer		Mc Indoe, Bone Cutting Forceps	43
Kilner, Skin and Nerve Hooks	115	Gouges	131	Mehdorn, Vessel Clamps, Applying Forceps	193
Kleinert-Kutz, Skin and Nerve Hooks	115	Osteotome	132	Memory, Spatulas	98
		Ligature		Metzenbaum, Dissecting Scissors	203
		Hooks, Micro Hand Instruments	105	Metzenbaum Fino, Dissecting Scissors	203



Metzenbaum Fino TC, Scissors	198	Micro		Micro	
Metzenbaum TC, Scissors	198	Hand Instruments		Scissors	
Micro		Ligature Hooks	105	Bayonet Micro Instruments	143
Blades, Knives	210	Nerve Hooks	105	Structurae™	145
DeBakey Forceps, Structurae™	151	Nicola Curettes/Raspatory	111	Fairgrip™ultra	
Disc Rongeur, Decker	32	Probes with ball	104	Mirco-Potts, Coronary Scissors	158-159
Forceps		Raspatories	107, 111	Structurae™	146-147, 153
Bayonet Micro Instruments	142-143	Ray Pituitary Curette	111	One Finger, Micro Instruments	153
Rhoton-type	138	Rhoton-type	100-101	Tissue Forceps	166-169
Structurae™	145, 151	Scoops	107-108	Bayonet	
DeBakey	151	Suture Pusher	107-108	Heifetz	141
Ring Forceps	151	Tissue Pick	104	Structurae™	145
Hand Instruments	100-111	Tumor		Yasargil-type	140-141
Bayonet	107-111	Forks	108	Fairgrip™ultra,	
Blade Holders	105	Knives	106	DeBakey	168-169
Caspar Dissectors	108	Vessel		Tying Forceps	164-165
Container	100	Dilators	104	Vascular Clamps, Approximator	192
Dissectors	107-108	Hooks Tip	104	Micro-Adson	
Exploration Hooks	105	Hooks	105	Dressing Forceps	185
Fahlbusch	110	Knife Tips	104	Tissue Forceps	183
Curette	110	Knives	107-108	Micro-Vascular, Needle Holders	213
Scoop	110	Spreader	104	Microdisectomy	
Fisch Hooks	108	Yasargil-type Raspatories	108	Retractors Williams	81
Handle with chuck	104	Instruments		Retractor System	64-72
Hardy Curettes	111	Bayonet	132-145	Caspar-type	72
Hardy Implant Forks	110	Structurae™ One Finger	152-153	McCulloch	68-71
Hosobuchi Fork Spatula	110	Nicola (Fahlbusch)	170	Microsurgical Knife	209
Insulated Hooks	105	Jeweller's	181	Midi Cutter	47
Landolt		Needle Holders		Mini-Lambotte, Osteotome	133
Curettes	110	Bayonet Micro Instruments	142	Mini-Lexer	
Hook	110	Structurae™	144-145	Gouges	131
Landolt-Reulen		Fairgrip™ultra	160-163	Osteotome	132
Curette	110	Structurae™	148-149	Mini-Ryder, Needle Holders	215
Dissector	110	Hepp-Scheidel	149	Mini-Weitlaner, Self-Retaining Retractors	83
Hook	110	One Finger	153	Mirco-Potts, Fairgrip™ultra,	
Raspatories	110	Ring Forceps, Structurae™	151	Coronary Scissors	158-159



Miskimon, Self-Retaining Retractors	86	Nerve and Dura Hooks		P	
Mod. Aachen, flexible Spatula	91	Graham	113	Papavero-Caspar, Specula	88
N		Hoen	112	Passow, Tampers	134
Nano Instruments, Structurae™	154-155	PBI	114	Pattie Tray	224
Needle		Sachs	113-114	PBI, Nerve and Dura Hooks	114
Ligature, Adson	113	Smithwick	112	Peers, Towel Clamps	195
Redon	210	Nerve Hooks	105	Penfield	
Needle Holders	212-220	Fairgrip™ Bayonet	123	Dissectors	116
Adson, Dural	194	Nerve Root, Retractors		Fairgrip™ Bayonet Style Curettes	123
Castroviejo	217	Caspar	92	Fairgrip™ Bayonet Style Curettes	123
Castroviejo/Hepp-Scheidel	217	Hess	92	Pick, Tissue, Micro Hand Instruments	104
Crile-Wood	213	Love	92	Pin, Distraction, Vertebral Body	74-75
DeBakey	213	Neurosurgical, Needle Holders	215	Pituitary, Ray Curette	111
Diethrich Ryder	217	Neuro-Caliper	224	Pliers	
Eufrate-Pasqué	215	Nicola		Wire	45, 47
French-Eye (Ryder)	215	Curettes/Raspatory	111	Wire Cutting	45
Giannini	217	Fahlbusch, Micro Instruments	171	Positioner SpineControl™ Cervical	
Giannini Heavy	217	Norfolk & Norwich,		Retractor System (PEEK)	63
Intracardiac	215	Self-Retaining Hemilaminectomy Retractors	87	Potts-Smith TC, Tissue Forceps	179
Lemmon	215	O		Power Cutter	47
Mathieu	219	Obwegeser, Retractors	92	Probes, Spine, Fairgrip™ Bayonet	123
Mayo-Hegar	213	Ochsner (Kocher), Hemostatic Forceps	188	Probes with ball	104
Micro-Vascular	213	Oehler TC, Tissue Forceps	180	Pusher, Suture	107-108
Mini-Ryder	215	Oldberg, IVD Rongeurs	33	R	
Neurosurgical	215	Olivecrona, Dissectors	117	Ragnell-Davis, Retractors	95
Rhoton-type, Bayonet Micro Instruments	138	One Finger, Structurae™		Ragnell-Kilner, Dissecting Scissors	205
Yasargil-type, Bayonet Micro Instruments	139	Micro Needle Holders	153	Raney Clips	
Zweifel	219	Micro Scissors	153	Applying Forceps	194
Nelson Metzenbaum TC, Scissors	198	Osteotome		Raspatories	194
Nerve and Dura Hooks	112-115	Lambotte	133	Adson	128-129
Adson	114	Mini-Lambotte	133	Cushing	128
Blalock	114	Osteotome		Micro Hand Instruments	107, 111
Crile	113	Lexer	132	Yasargil-type	108
Cushing	113	Mini-Lexer	132	Landolt-Reulen	110
Dandy	112			Rasps-TC, Rees	136
				Ray Pituitary Curette	111



Redon Needle	210	Retractors		Rongeurs	
Rees, TC-Rasps	136	Self-Retaining		Bone Biting	
Retractor, Hand-held Retractors		Weitlaner	83-84	Smith-Peterson	38
Caspar, Nerve Root	92	Vertebral Column		Stellbrink	41
Cope	95	Caspar-type	73	Stille	39
Hess, Nerve Root	92	Scoville-Haverfield	78	Stille-Ruskin	39
Jackson	95	Retractor System (PEEK)		Sypert	40
Kocher	97	SpineControl™ Cervical	62-63	Wagner	27
Kocher-Langenbeck	94	Retractor System (quick connect) SpineControl™		Zaufal-Jansen	37
Langenbeck	93	Cervical	48-53	Decker, Micro Disc Rongeur	32
Love, Nerve Root	92	Lumbar	54-57	Geister-Kerrison	
Lukens	95	Retractor System (Stainless Steel)		Foraminotomy	17
Obwegeser	92	SpineControl™ Cervical	58-59	Laminectomy	15-16, 18-19
Ragnell-Davis	95	Retractor System (Titanium)		Geister Spinal IVD	8-11
Volkman	96	SpineControl™ Cervical	60-61	Hygienic	22-25
Retractors		Reynolds, Dissecting Scissors	205	IVD	29
Caspar-type	72	Rhoton-type		Caspar	30-31
Cervical Spine, Cloward-type	79	Bayonet Micro Instruments	138	Ferris-Smith	28
McCulloch	68-71	Micro-Forceps	138	Oldberg	33
Microdissectomy	64-72, 81	Needle Holders	138	Wilde (Weil-Blakesley)	34
Williams	81	Scissors	138	Kerrison, Laminectomy	26
Self-Retaining		Micro Hand Instruments	100-101	Röttgen-Ruskin, Bone Biting Rongeurs	37
Adson	86	Container	100	Ruskin, Bone Biting Rongeurs	36
Anderson-Adson, Cerebellar Retractor	83	Rongeurs		Ruskin-Liston, Bone Cutting Forceps	43
Beckmann-Adson	85	Bone Biting	35-41	Ryder, French-Eye Needle Holders	215
Beckmann-Eaton	85	Beyer	36	S	
Cone	82	Boehler	35	Sachs, Nerve and Dura Hooks	113-114
Gelpi Skin Retractor	87	Dale	40	Scalp Contour, Self-Retaining Retractors	85
Hemilaminectomy	84	Echlin	39	Scalpel	
Markham-Meyerding,		Leksell	38	Blades	210
Hemilaminectomy Retractor	82	Luer-Friedmann	41	Handles	105, 208
Mini-Weitlaner	83	Luer-Stille	35	Schmieden-Taylor, Dura Scissors	207
Miskimon	86	Marquardt	36	Schwartz	
Norfolk & Norwich,		Mayfield	37	Applying Forceps	189
Hemilaminectomy Retractor	87	Röttgen-Ruskin	37	Bulldog Clamps	189
Scalp Contour	85	Ruskin	36		



Scissors		Self-Retaining Retractors		Microdisectomy Retractor System	72
Deaver	206	Gelpi Skin Retractor	87	Spinal	
Frazier	207	Hemilaminectomy	84	Curettes	
Goldmann- Fox TC	202	Markham-Meyerding,		Bruns	124
Iris TC	202	Hemilaminectomy Retractor	82	Cobb	126
Ligature TC	201	Mini-Weitlaner	83	Epstein	124
Mayo-Lexer TC	200	Miskimon	86	Hibbs-Spratt (Bruns)	125
Mayo	204	Norfolk & Norwich,		Volkman	124
Mayo TC	200	Hemilaminectomy Retractor	87	TriCuret™ Curettes	120-121
Metzenbaum	203	Scalp Contour	85	SpineControl™	
Metzenbaum Fino	203	Weitlaner	83-84	Retractor System (PEEK), Cervical	62-63
Metzenbaum Fino TC	198	Semken, Tissue Forceps	186	Retractor System (quick connect)	
Metzenbaum TC	198	Seperator Dura, Dorsey	118	Cervical	48-53
Nelson Metzenbaum TC	198	Skin and Nerve Hooks		Lumbar	54-57
Ragnell-Kilner	205	Frazier	115	Retractor System (Stainless Steel), Cervical	58-59
Reynolds	205	Gillies	115	Retractor System (Titanium), Cervical	60-61
Rhoton-type, Bayonet	138	Hartmann	115	Spine Probe, Fairgrip™ Bayonet Style	123
Schmieden-Taylor	207	Kilner	115	Sponge Forceps, Ulrich	196
Standard	205	Kleinert-Kutz	115	Spreader for specula, Transnasal Surgery	88
Standard TC	199	Skin-Self-Retaining Retractors, Gelpi	87	Spreaders	
Strabismus TC	202	Skinner TC, Tissue Forceps	180	Laminectomy, Badgley	77
Strully	207	Skull Forceps, De Vibiss	42	Vessel, Micro Hand Instruments	104
Toennis-Adson TC	201	Smith-Peterson		Vertebra and Lamina	76
Universal TC, Wire Cutter	202	Bone Biting Rongeurs	38	Cloward-type	76
Yasargil-type, Bayonet Micro Instruments	139	Gouges	131	Inge, Lamina Spreaders	76
Scops, Micro Hand Instruments	107-108	Smithwick, Nerve and Dura Hooks	112	Standard	
Fahlbusch	110	Spatula		Dissecting Scissors	205
Scoville-Haverfield, Vertebral Column Retractors	78	Fork, Hosobuchi	110	Tissue Forceps	184
Screw Driver, Vertebral Body	74-75	Heifetz	91	Standard TC	
Transnasal Surgery	88	Mod. Achen	91	Scissors	199
Self-Retaining Retractors	82-87	Spatulas with Memory	98	Tissue Forceps	179
Adson	86	Specula, Transnasal Surgery		Stellbrink, Bone Biting Rongeurs	41
Anderson-Adson, Cerebellar Retractor	83	Cushing-Landolt	88	Stille, Bone Biting Rongeurs	39
Beckmann-Adson	85	Papavero-Caspar	88	Stille-Ruskin, Bone Biting Rongeurs	39
Beckmann-Eaton	85	Speculum, Lumbar,		Strabismus TC, Scissors	202
Cone	82				



Structurae™		Tissue Forceps		Transnasal Surgery	
Bayonet Micro Instruments	144-145	Adson-Brown TC	178	Specula	
Needle Holders	145	Bipolar	172-174	Papavero-Caspar	88
Scissors	145	Jeweller's	173	Sperader for specula	88
Tissue Forceps	145	Bonney TC (Mod. Baker)	180	Tissue Forceps	88
Tumour Grasping Forceps	145	Chitwood-DeBaykey TC	177	Tray	
Micro Forceps	150-151	Cooley	176	Fairgrip™	
DeBakey	151	Cushing TC	179	Bayonet Style Curettes	123
Ring	151	DeBakey	175-176	Cranial Shaft Instruments	102
Micro Instruments	152-153	DeBakey-Diethrich	175	Microdiscectomy Retractor System,	
One Finger		DeBakey-Light	175	McCulloch	69
Micro Needle Holder	153	Gerald	184, 186	Pattie	224
Micro Scissors	153	Jeweller's	182	SpineControl™	
Micro Needle Holders	148-149	Micro-Adson	183	Cervical Retractor System (quick connect)	51
Hepp-Scheidel	149	Micro Jeweller's	181	Lumbar Retractor System (quick connect)	57
Micro Scissors	146-147	Oehler TC	180	Trepan/Drill, Hudson	211
Nano Instruments	154-155	Potts-Smith TC	179	TriCuret™ Spinal Curettes	120-121
Strully, Dura Scissors	207	Semken	186	Tubes, Suction	222-223
Suction Tubes	222-223	Skinner TC	180	Frazier	223
Frazier	223	Standard	184	Fukushima	223
Fukushima	223	Standard TC	179	Tumor, Micro Hand Instruments	
Suture Pusher, Micro Hand Instruments	107-108	Transnasal Surgery	88	Forks	108
Sypert, Bone Biting Rongeurs	40	Tissue Pick, Micro Hand Instruments	104	Knives	106
T		Toennis		Tumour Grasping Forceps Structurae™	145
Tampers		Dissectors	117	U	
Caspar-type	134	Dura Knife	210	Ulrich, Sponge Forceps	196
Passow	134	Toennis-Adson TC, Scissors	201	Universal TC, Scissors	202
TC-Rasps, Rees	136	Towel Clamps		V	
Temporary Vessel Clamps	191-193	Backhaus	195	Vertebra and Lamina Spreaders	76
Approximator, Micro Vascular	192	Ball and Socket	195	Cloward-type	76
Yasargil-type Standard	191	Lorna	195	Inge, Lamina Spreaders	76
Tissue Forceps		Peers	195	Vertebral Body Distractor	
Adson	183	Transnasal Surgery		Caspar-type	74-75
Adson TC	178	Screwdriver	88		
Adson-Brown	183	Specula			
		Cushing-Landolt	88		



Vertebral Column		Wire	
Retractors, Scoville-Hacverfield	78	Pliers	45, 47
Retractor System, Caspar-type	73	Saw	210
Vessel, Micro Hand Instruments		Saw Handle	210
Dilators	104	Wire-Grip, Izzat	45
Hook Tip	104	Wire-Twister	45
Hooks	105		
Knife Tip	104	Y	
Knives	107-108	Yasargil-type	
Spreader	104	Bayonet Micro Instruments	139
Vessel Clamps		Needle Holders	139
Biemer	193	Scissors	139
Biemer-Mueller	193	Bayonet Micro Tissue Forceps	140-141
Mehdorn	193	Galea Hook	194
Volkman		Raspatories, Micro Hand Instruments	108
Retractors	96	Suction Tubes	222
Spinal Curettes	124	Yasargil-type Standard, Temporary Vessel Clamps	191
W		Z	
Wagner, Rongeurs	12-13, 27	Zaufal-Jansen, Bone Biting Rongeurs	37
Watson-Cheyne, Dissectors	116	Zielke Curettes	130
Waxer, Fairgrip™ Bayonet Style Curettes	123	Zweifel, Needle Holders	219
Weitlaner, Self-Retaining Retractors	83-84		
Wilde (Weil-Blakesley), IVD Rongeurs	34		
Williams, Microdissectomy Retractors	81		
Wire			
Bull	47		
Cutter, Universal TC, Scissors	202		
Cutting Pliers	45		
Holding Forceps	45		
Instruments	44-47		
Izzat Wire-Grip	45		
Wire Pliers	45		
Wire-Twister	45		
Wire Cutting Pliers	45		
Wire Holding Forceps	45		



Simply a smart choice. Simply your choice.

Trays and Containers

ThoraGate™
VATS Thoracoscopy

Efficient surgery. Less invasive. Optimum results.

TriCure™
Spinal Curettes

GEISTER

Hygienic, Kerobon
Laminar and Cervical
Laminectomy Retractor

GEISTER

Bayonet Micro Instruments
for fine action in narrow and deep operative fields

GEISTER

structurae™

Ultra-lightweight Instruments for extremely delicate surgery.

GEISTER

PANDOR™
Instruments

Like gold to your eyes, difference in your hands!

GEISTER

Power up your surgery!

The better way to operate™

Electrosurgical Units

GEISTER

Surgical Smoke Evacuators

Clearing the fume away for a safer healthcare and a better vision.

GEISTER

NEURO
Instruments

The perfect biting Rongeurs!

GEISTER

Micro Instruments

Like diamonds in your hands!

GEISTER

Fairgrip™ Ultra

New Stars in the OR!

GEISTER

Hand Surgery

Hand made

GEISTER



Conversion scale

To Convert From	To	Multiply By
Ounces (AVDP.)	Grams	28.349
Ounces (APOTH.)	Grams	31.103
Grains	Grams	0.065
Pounds (AVDP.)	Kilograms	0.454
Inches	Centimeters	2.54
Feet	Meters	0.305
Yards	Meters	0.914
Ounces (U.S. Fluid)	Cubic Centimeters	29.574
Ounces (British Fluid)	Cubic Centimeters	28.414
Quarts (U.S. Fluid)	Liters	0.946
Cubic Inches	Cubic Centimeters	16.387
Grams	Grains	15.432
Grams	Ounces (AVDP.)	0.035
Grams	Ounces (APOTH.)	0.032
Kilograms	Pounds (AVDP.)	2.205
Millimeters	Inches	0.039
Centimeters	Inches	0.394
Meters	Feet	3.281
Cubic Centimeters	Cubic Inches	0.061
Cubic Centimeters (Fluid)	Ounces (U.S. Fluid)	0.034
Liters	Quarts (U.S. Fluid)	1.057

Comparative scales or gauges

For Measuring the Diameter of Catheters, Sounds and Bougies

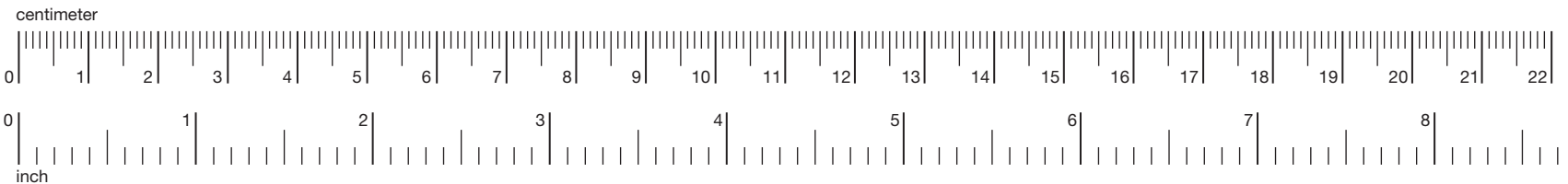
Diameters in				Diameters in			
Millimeters	American	French	English	Millimeters	American	French	English
1-3	–	1	–	7	14	21	–
1-2	1	–	–	7 1-3	–	22	12
2-3	–	2	–	7 1-2	15	–	–
1	2	3	–	7 2-3	–	23	13
1 1-3	–	4	–	8	16	24	–
1 1-2	3	–	–	8 1-3	–	25	14
1 2-3	–	5	–	8 1-2	17	–	–
2	4	6	–	8 2-3	–	26	15
2 1-63	–	7	1	9	18	27	16
2 1-2	5	–	–	9 1-3	–	28	17
2 2-3	–	8	2	9 1-2	19	–	–
3	6	9	3	9 2-3	–	29	–
3 1-3	–	10	–	10	20	30	18
3 1-2	7	–	–	10 1-3	–	31	19
3 2-3	–	11	4	10 1-2	21	–	–
4	8	12	5	10 2-3	–	32	20
4 1-3	–	13	–	11	22	33	21
4 1-2	9	–	–	11 1-3	–	34	22
4 2-3	–	14	–	11 1-2	23	–	–
5	10	15	6	11 2-3	–	35	23
5 1-3	–	16	7	12	24	36	24
5 1-2	11	–	–	12 1-3	–	37	25
5 2-3	–	17	8	12 1-2	25	–	–
6	12	18	9	12 2-3	–	38	26
6 1-3	–	19	10	13	26	39	27
6 1-2	13	–	–	13 1-3	–	40	28
6 2-3	–	20	11				



Popular Instrument lengths approximate conversion

Inches	Centimeters (rounded)
1	2.5 cm
1 1/4	3 cm
1 1/2	4 cm
1 3/4	4.5 cm
2	5 cm
2 1/4	5.5 cm
2 1/2	6.5 cm
2 3/4	7 cm
3	7.5 cm
3 1/2	9 cm
4	10 cm
4 1/2	11.5 cm
4 3/4	12 cm
5	12.5 cm
5 1/2	14 cm
5 3/4	14.5 cm

Inches	Centimeters (rounded)
6	15 cm
6 1/2	16.5 cm
6 3/4	17 cm
7	18 cm
7 1/4	18.5 cm
7 1/2	19 cm
7 3/4	19.5 cm
8	20.5 cm
8 1/2	21.5 cm
8 3/4	22 cm
9	23 cm
9 1/2	24 cm
10	25.5 cm
10 1/2	26.5 cm
11	28 cm
11 1/2	29 cm
12	30.5 cm





The better way to operate™



GEISTER Medizintechnik GmbH

Föhrenstrasse 2 | D-78532 Tuttlingen | Germany
☎ +49 7461/966240 | +49 7461/9662422
www.geister.com | info@geister.com