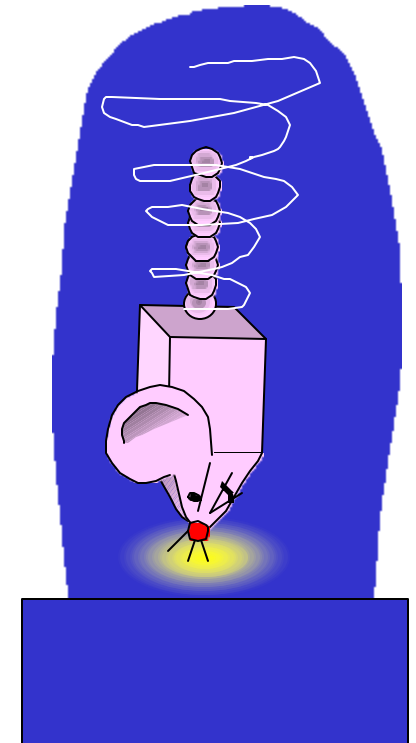

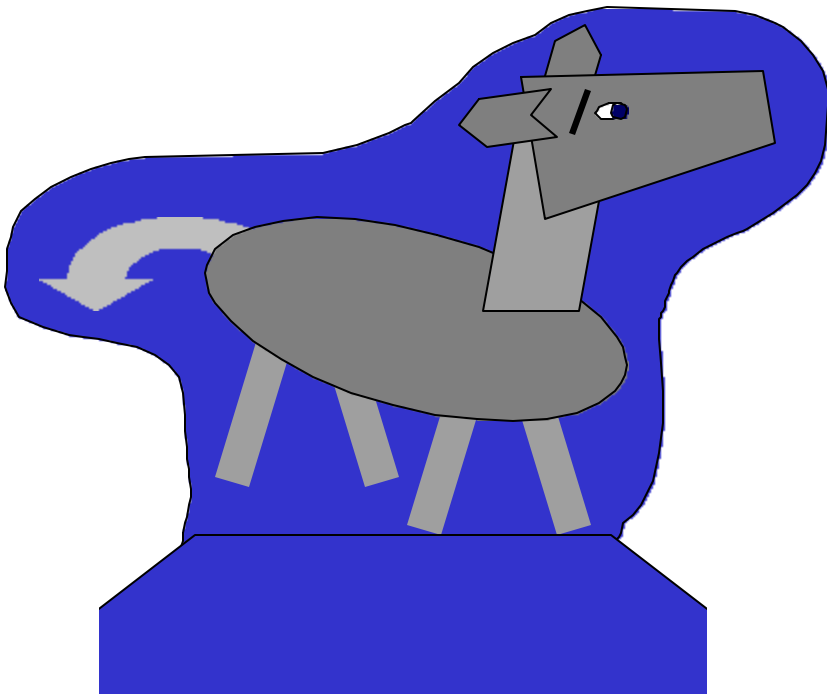







# HanuKat Diorama

- Print, background and character sheets.
- Use background sheet, and/or red and blue paint to color the background of a shoe box.
- Cut out characters. Fold at black line. Paste to bottom side of shoe box. Punch holes in Oy-Toy character and hang from top side of shoe box.





# HanuKat Diorama

- Print, background and character sheets. Color.
- Use background sheet, and/or red and blue paint to color the background of a shoe box.
- Cut out characters. Fold at black line. Paste to bottom side of shoe box. Punch holes in Oy-Toy character and hang from top side of shoe box.

