





2016 TAAF Qualifier - February 6-7

Team Results

Feb 6-7, 2016

Rank	Gym	Team	Score				
1	Waxahachie	2	185.250	46.000 1	46.400 1	47.100 1T	45.750 2
2	Texas Best	2	185.150	45.950 2	46.150 2	46.800 4	46.250 1
3	Kurt Thomas	2	181.850	44.500 6	44.750 6	47.100 2T	45.500 3
4	Corinth - 219	2	181.800	45.000 4	45.950 3	46.850 3	44.000 6T
5	Richardson	2	180.900	45.850 3	44.800 5	46.250 5	44.000 7T
6	HEB Flyers	2	180.200	44.900 5	44.850 4	46.150 6	44.300 5
7	United Elite - 320	2	178.100	44.200 8	44.200 7	44.500 8	45.200 4
8	World Of Gym-227	2	175.500	44.400 7	41.700 8	45.500 7	43.900 8
9	Nova	2	169.000	44.050 9	40.100 9	43.150 9	41.700 9