

News Notes

A Newsletter for Teachers of Students with Significant
Cognitive Disabilities
Educational Equity for All



October 2019

10 Fun Alternatives to Think-Pair-Share

Kids need to talk to learn!

These ten discussion techniques (and a little purposeful planning) go beyond the traditional turn and talk/think-pair-share to give students an opportunity to deepen their understanding while practicing their verbal skills.



1. Double Think-Pair-Share
2. Mingle, Pair, Share
3. Sticky-Note Storm
4. Sage and Scribe
5. Inside-Outside Circle or Parallel Lines
6. Detective
7. Quiz, Quiz, Trade
8. Flash
9. Write Around
10. Team Huddle

<https://www.weareteachers.com/think-pair-share-alternatives/>



Teaching Resources for Social and Emotional Skills

While your school or team may give you curriculum or teaching resources for academics, there's so much more that goes into creating a successful classroom: behavior, student relationships, students' self-esteem and confidence about school, classroom setup and decoration, and more. Our resources focus on building social and emotional skills through fun activities and experiences with memorable characters from Zoo U, Hall of Heroes, and Adventures Aboard the S.S. GRIN.

<https://www.centervention.com/teaching-resources/>

Writing with Nonverbal Students

Making it Meaningful with
Choice & Voice




www.NoodleNook.Net

Form Versus Function in Writing

First things first... there is a difference between the form of writing and the function of writing.

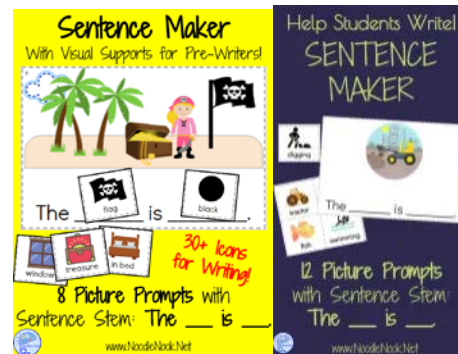
Form: the ability to physically hold a writing tool and make meaningful marks on paper.

Function: the ability to express wants, needs, and ideas through writing.



www.NoodleNook.Net

Copying is not writing!



Lucky for you, you can get a FREE Printable Alternative Pencil as well as a full guide here: PRINTABLE Guide or the Quick Guide for how over at

to use it from the folks


CLDS in Chapel Hill. With the guide and pencil, you can start some partner communication to write during lessons as well as communicate in general. Remember, a student does not need to know their letters to start with this system nor do they need to be consistent in choice making.

<http://www.noodlenook.net/writing-nonverbal-students/>

EDUCATIONAL
EQUITY FOR ALL
Giving kids what they need to succeed.

Tana Donaghy, President, Educational Equity For All
Misstanad@educationaequityforall.org; 909-964-5057
<http://www.educationequity4all.com/>

FEATURED IDEA OF THE MONTH



Welcome To Steam Powered Family, Embracing Steam And Integrated Learning Experiences Along With Positive Childhood Mental Health Practices.

<https://www.steampoweredfamily.com/>

ALTERNATIVE AND AUGMENTATIVE COMMUNICATION



<https://praacticalaac.org/category/video/>

WEBSITES AND RESOURCES

<https://t.ly/MGjJW>

<https://handsonaswegrow.com/40-pumpkin-activities-for-kids/>

<https://t.ly/Evkg3>



PROFESSIONAL DEVELOPMENT

Out of this World LITERACY

Quickly Discover Out of This World Literacy™ Curriculum and Try it all for FREE without any stress!

Take the Crash Course Today!

Pick up free samples of EVERY product line, watch 10 quick live videos from Jen, download sample schedules, and more!

<https://t.ly/6gpRB>



Educational Equity For All Make and Take Weekend Workshops
Once a month, workshops will be held to complete as many activities as you can.

For one low price you will have colored pages, 5mil lamination, and Velcro provided. Each month will be a different type of format for the activities.

Reserve your place on <https://t.ly/kMm8D>

Oct 12: File folders

Nov 17: Assistive Technology Activities

Questions or concerns please contact me at Missstanad@educationaequityforall.org



<https://t.ly/eOkJ3>

Popsicle Sticks in Classroom Too!!!

- Popsicle Stick Games for Mixed Groups
- Popsicle Stick Pacing Boards for Speech Therapy
- Popsicle Stick Puppets for Speech Therapy
- Using Popsicle Sticks with Literacy
- Make Visual Cues with Popsicle Sticks

<https://t.ly/wKLRM>



PORTABLE schedules

<https://www.myspeciallearners.com/>