

**Labour
Market**
CONFERENCE

**OLMR
ONLINE**



Christian Saint Cyr

Publisher

Ontario Labour Market Report

Emerging Trends in Social Services in Ontario



**Labour
Market**
CONFERENCE

GROUP DISCUSSION:

What are the primary factors driving the social work sector in Ontario?

**OLMR
ONLINE**



Labour
Market
CONFERENCE

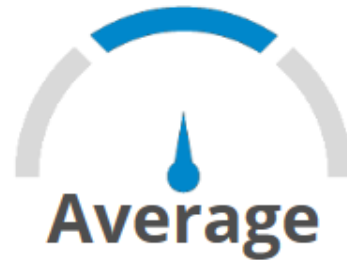
SOCIAL WORK PROFESSION:

OLMR
ONLINE



Quick facts

Job outlook (2017-2021)



Median income

\$67,513

Top location

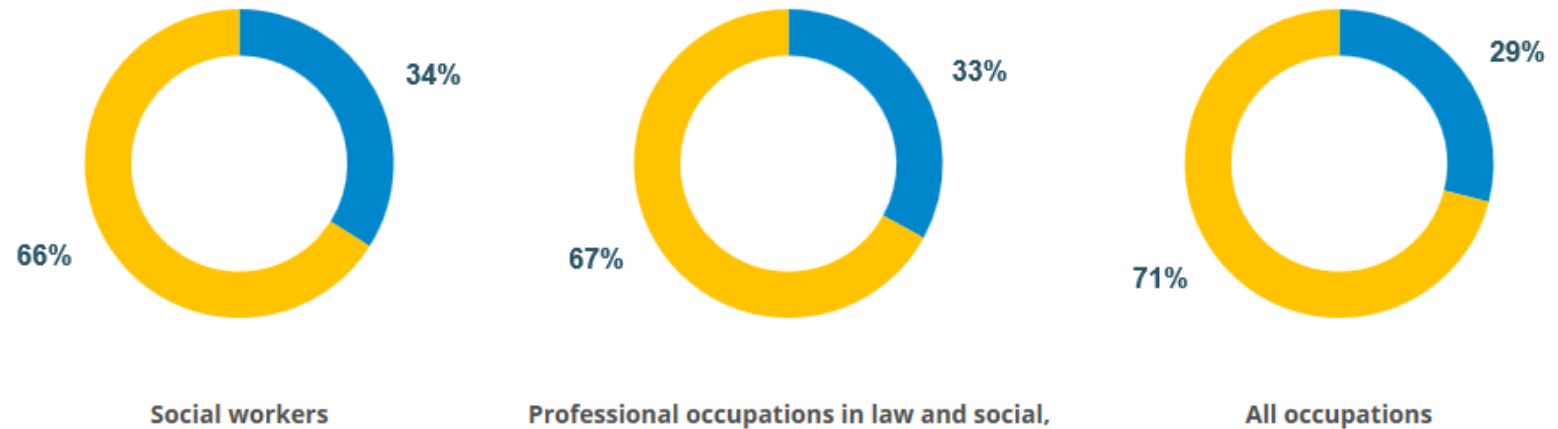


SOCIAL WORK PROFESSION:

Projected job openings

Chart 1 shows the two components of projected job openings, new jobs and replacement jobs (replacement jobs from retirement, death and emigration) for this job compared with others from 2017 - 2021.

Total projected number of job openings from 2017 - 2021: **5,001 - 6,000**



**Labour
Market**
CONFERENCE

SOCIAL WORK PROFESSION:

**OLMR
ONLINE**



Occupation	New jobs (2017-2021)	Replacement jobs (2017-2021)
All occupations	29%	71%
Professional occupations in law and social, community and government services	33%	67%
Social workers	34%	66%



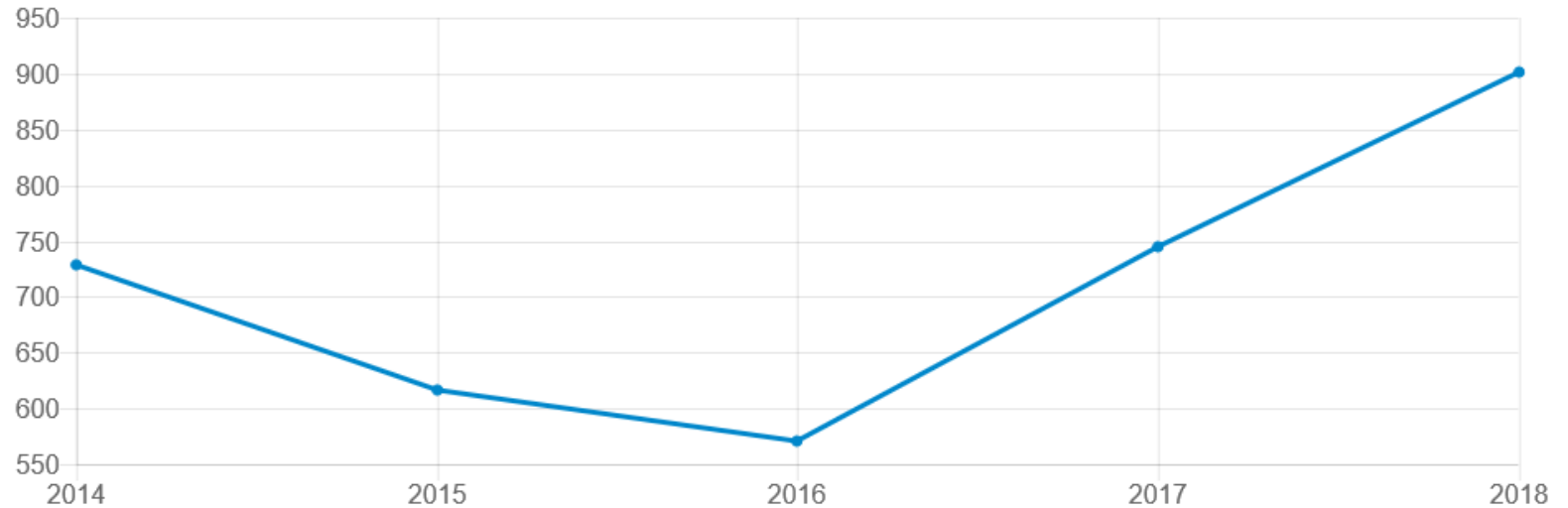
Labour
Market
CONFERENCE

SOCIAL WORK PROFESSION:

OLMR
ONLINE



Looking for a job? Search for full-time or part-time jobs anywhere in Ontario – or across Canada – on [Job Bank](#).



	2014	2015	2016	2017	2018
Annual number of job postings	729	617	571	745	901



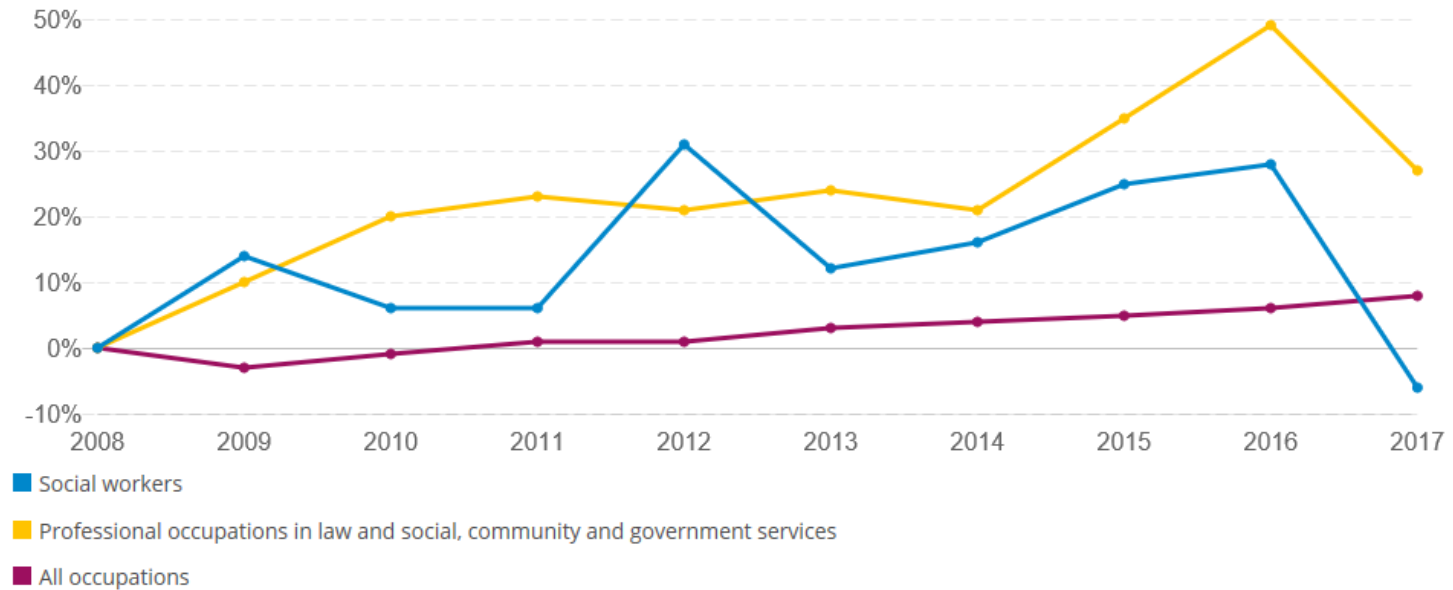
Labour
Market
CONFERENCE

SOCIAL WORK PROFESSION:

Job growth

Chart 3 shows how employment levels changed for this job compared with others from 2008-2017.

Projected change in employment levels from 2017 - 2021: **7.1% - 8%**



OLMR
ONLINE



Labour
Market
CONFERENCE

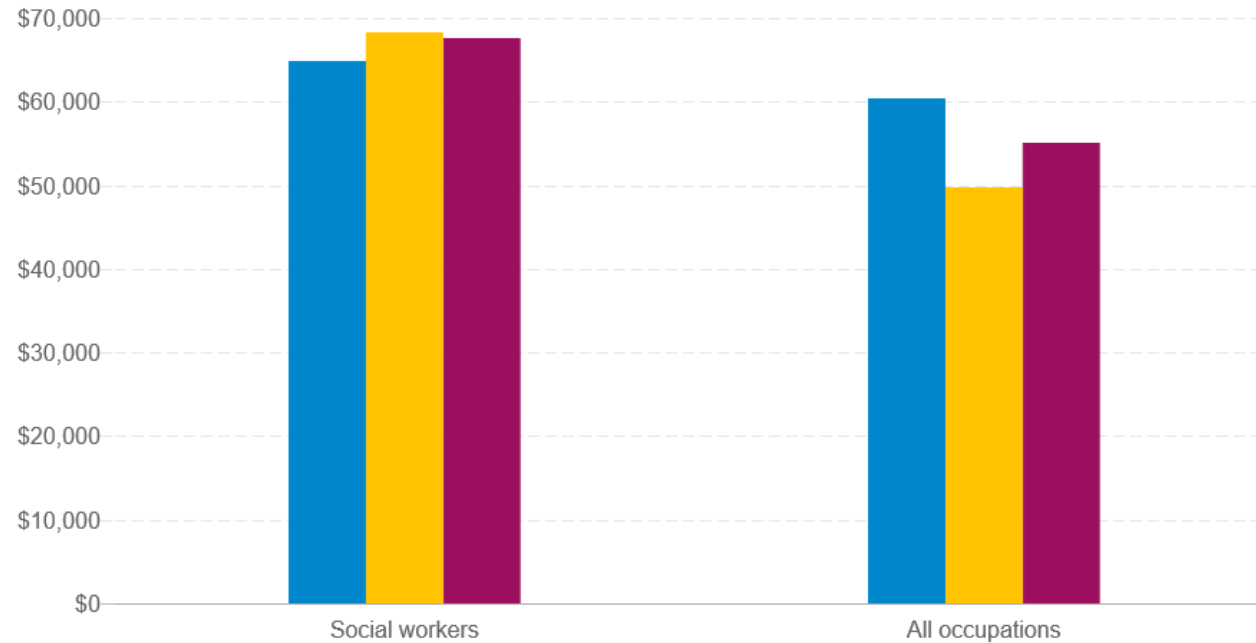
SOCIAL WORK PROFESSION:

OLMR
ONLINE



Income by sex

Chart 4 shows the median employment income by sex for this job as it compares with others in 2015. Applies to full-time workers employed full year.



**Labour
Market**
CONFERENCE

SOCIAL WORK PROFESSION:

**OLMR
ONLINE**



Educational attainment	Social workers	All occupations
Total - Highest certificate, diploma or degree	\$67,513	\$55,121
No certificate, diploma or degree	NA	\$38,570
Secondary (high) school diploma or equivalency certificate	\$54,393	\$44,625
University certificate, diploma or degree	\$71,062	\$73,618
Apprenticeship or trades certificate or diploma	NA	\$54,122
College, CEGEP or other non-university certificate or diploma	\$55,622	\$53,007
Bachelor's degree	\$66,897	\$69,994
Degree in medicine, dentistry, veterinary medicine or optometry	NA	\$82,331
Master's degree	\$75,960	\$83,934
Earned doctorate	\$77,549	\$101,941



Labour Market CONFERENCE

OLMR ONLINE



In-demand skills and knowledge

Employers frequently request the following skills when posting job opportunities in this occupational group.

Foundational

- Communication Skills
- Teamwork / Collaboration
- Organizational Skills
- Problem Solving
- French
- Research
- Computer Literacy
- Planning
- Writing
- Critical Thinking

Specialized

- Mental Health
- Crisis Intervention
- Case Management
- Conflict Management
- Discharge Planning
- Cardiopulmonary Resuscitation (CPR)
- Teaching
- Program Development
- Treatment Planning
- Rehabilitation

Software

- Microsoft Excel
- Microsoft Word
- Microsoft Powerpoint
- Microsoft Outlook
- Microsoft Windows
- Meditech
- AJAX
- Microsoft Access

Source: Burning Glass Technologies, Labour Insight™. Time frame is January 1, 2018 to December 31, 2018.



**Labour
Market**
CONFERENCE

SOCIAL WORK PROFESSION:

Industries where these jobs are found

- 75%** Health care and social assistance
- 11%** Public administration
- 5%** Educational services
- 5%** Other services (except public administration)
- 2%** Finance and insurance
- 3%** All other industries



Labour Market CONFERENCE

OLMR ONLINE



Employment characteristics

Sex



■ Male: 16%
■ Female: 84%

Employment type



■ Full-Time: 67%
■ Part-Time: 33%

Employment



■ Self Employed: 4%
■ Employees: 96%

Unemployment rate

2.4% Unemployment rate



Labour Market CONFERENCE

**OLMR
ONLINE**



Age group



- 15 to 24 years: 2%
- 25 to 34 years: 27%
- 35 to 44 years: 27%
- 45 to 54 years: 26%
- 55 to 64 years: 15%
- 65 to 74 years: 3%
- 75 years and over: 0%

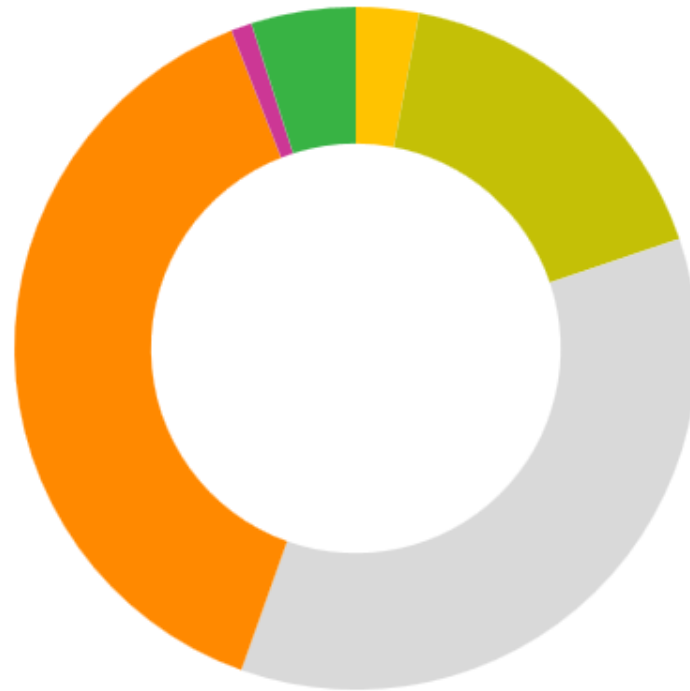


Labour Market CONFERENCE

**OLMR
ONLINE**



Educational attainment



- No certificate, diploma or degree: 0%
- Secondary (high) school diploma or equivalency certificate: 3%
- Apprenticeship or trades certificate or diploma: 0%
- College, CEGEP or other non-university certificate or diploma: 17%
- Bachelor's degree: 36%
- Degree in medicine, dentistry, veterinary medicine or optometry: 0%
- Master's degree: 39%
- Earned doctorate: 1%
- Other: 5%



A circular logo with a dark grey center and a red outer ring. The text "Labour Market CONFERENCE" is written in white.

**Labour
Market**
CONFERENCE

A dark blue rectangular logo with white text.

**OLMR
ONLINE**



Any Questions?

