
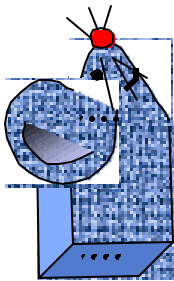



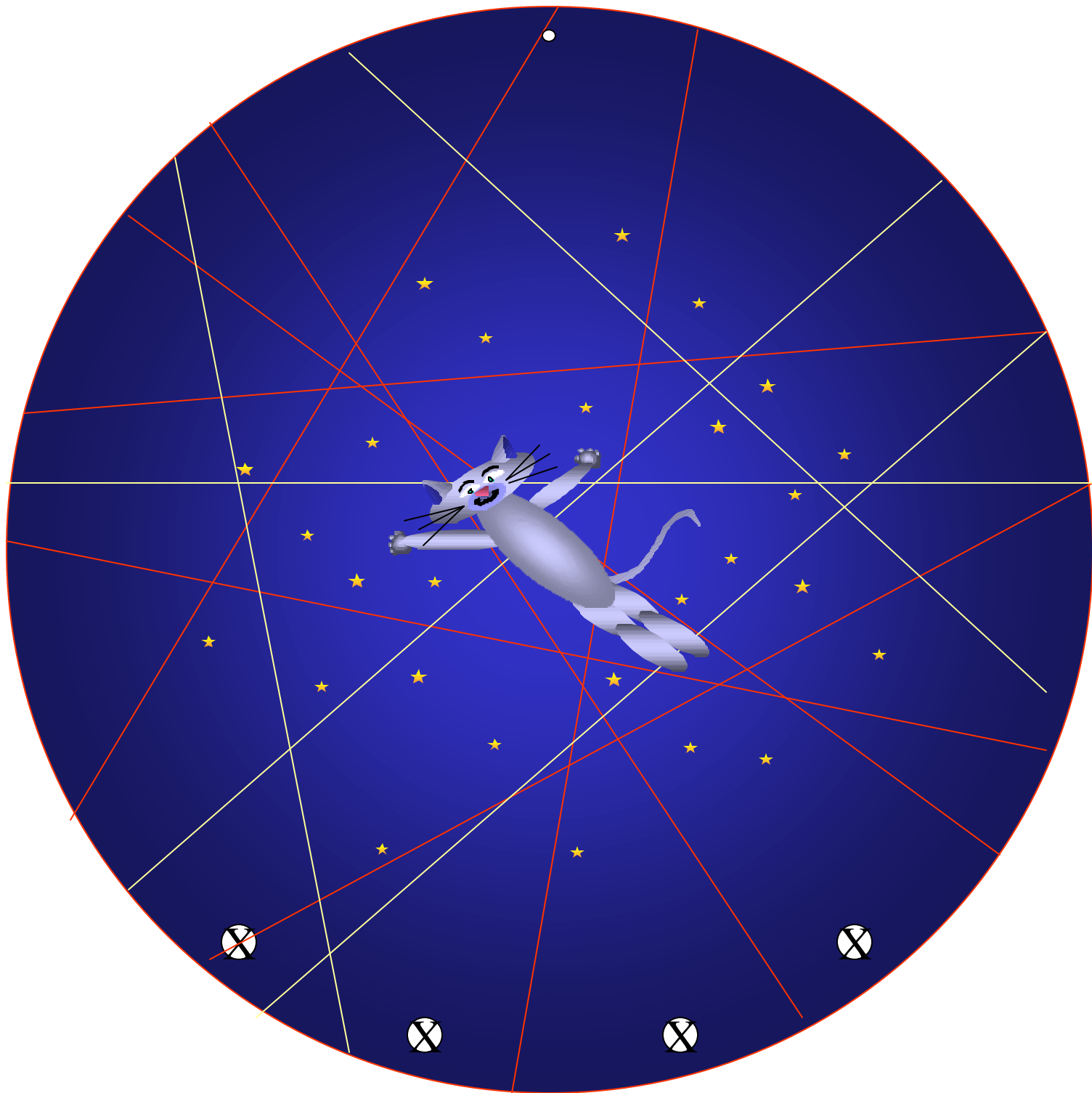
HanuKat Dreamcatcher - Page 1

The story of the dreamcatcher comes from the Native American culture. Dreamcatchers are hung by windows or by beds. At night they are said to capture your dreams. In the middle of the dreamcatcher is a web of strings. The good dreams are caught by the web. At the bottom are strings of feathers and beads. The bad dreams fall through the dreamcatcher through the strings at the bottom and are sent away.


Our dreamcatcher features HanuKat at the center -- catching only the best dreams! The DreiDells help HanuKat dispose of any not-so-nice dreams. Cut out the circles on page 2 and 3, then tape them back-to-back. Punch holes on the X's at the bottom and hang some string. Cut out the DreiDells below, cut slits along the dotted lines and slide each string through one DreiDell (leave some room for the tail, of course). Place a piece of tape over the string in back of the DreiDell. If you'd like, add some beads or other decorations to the bottom of the strings. Punch a hole in the top of the dreamcatcher and thread some string through the hole. Hang the dreamcatcher by your bed -- sweet dreams!



HanuKat Dreamcatcher - Page 2





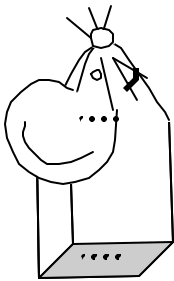

HanuKat Dreamcatcher - Page 3



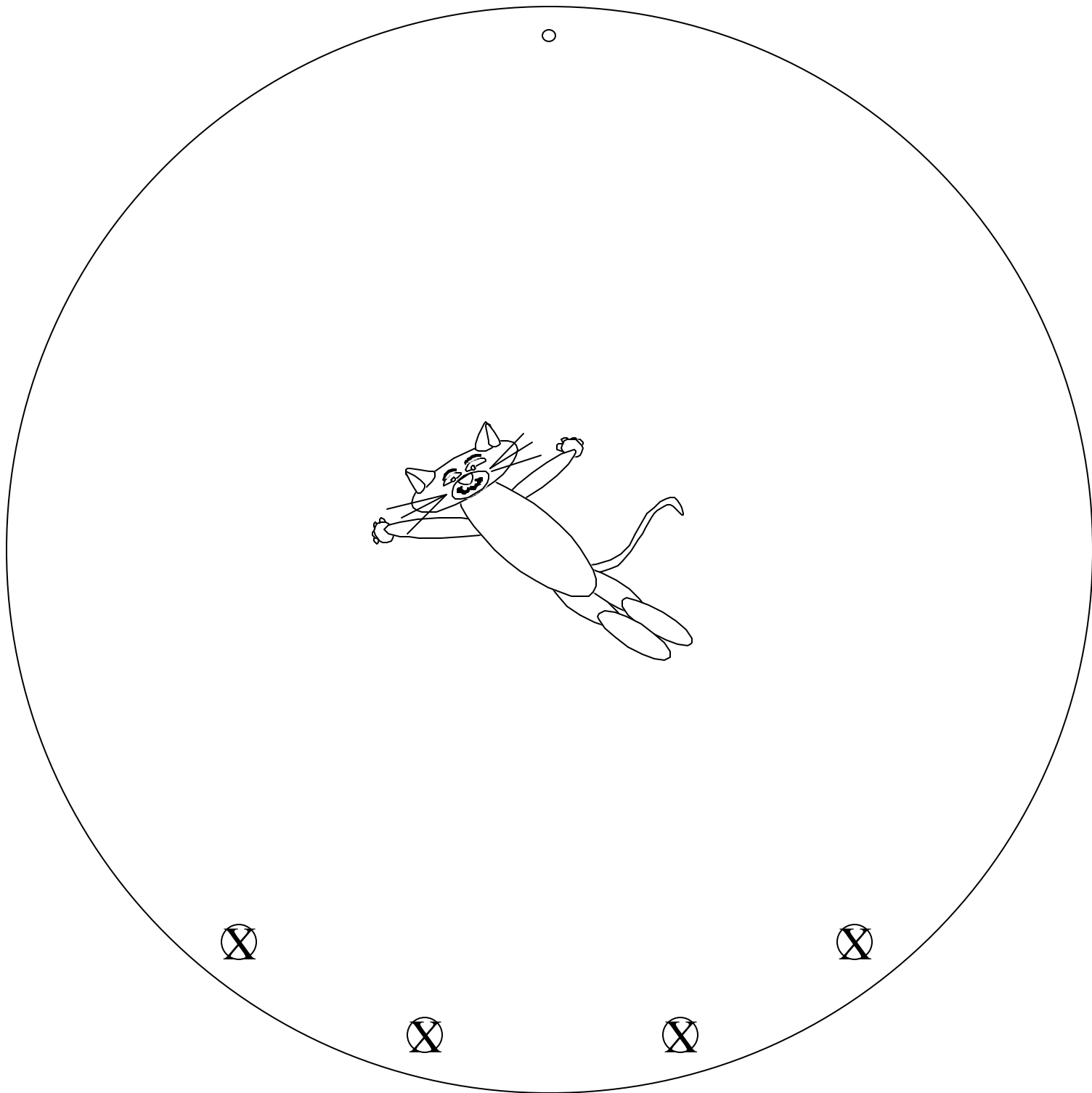
HanuKat Dreamcatcher - Page 1

The story of the dreamcatcher comes from the Native American culture. Dreamcatchers are hung by windows or by beds. At night they are said to capture your dreams. In the middle of the dreamcatcher is a web of strings. The good dreams are caught by the web. At the bottom are strings of feathers and beads. The bad dreams fall through the dreamcatcher through the strings at the bottom and are sent away.

Our dreamcatcher features HanuKat at the center -- catching only the best dreams! The DreiDells help HanuKat dispose of any not-so-nice dreams. Cut out the circles on page 2 and 3, color, then tape them back-to-back. Punch holes on the X's at the bottom and hang some string. Cut out the DreiDells below, color, cut slits along the dotted lines and slide each string through one DreiDell (leave some room for the tail, of course). Place a piece of tape over the string in back of the DreiDell. If you'd like, add some beads or other decorations to the bottom of the strings. Punch a hole in the top of the dreamcatcher and thread some string through the hole. Hang the dreamcatcher by your bed -- sweet dreams!



HanuKat Dreamcatcher - Page 2



HanuKat Dreamcatcher - Page 3

