



June, 2018-Nov, 2018

President: Marie-P Babin
1027 Black School Rd.
Woodville, On. K0M 2T0
705-374-4069
autumwynd@eastlink.ca

Vice-President: Eileen Fisher
53 Walkerton Dr.
Markham, On. L3P 1H9
905-294-7016
eileenfi@sympatico.ca

Secretary: Maryke Warwick
147 Ramona Blvd
Markham, On. L3P 2K9
416-788-4053
maryke5024@gmail.com

Treasurer: Anne Whan
777 Hillcroft St.
Oshawa On L1G 7H9
905-571-3387
tedwhan@sympatico.ca

Social: Dorothy Phillips
db.phillips@rogers.com

Equipment:
Eileen Fisher

Newsletter Editors:
Maryke Warwick
Marie-P Babin

Webmaster: Connie Gavin
8210 Hwy 62 RR#1
Foxboro, On. K0K 2B0
613-969-0328
conniegavin@hotmail.com

www.crosscountrytrackingclub.com

New Tracking Champion Lieder !!!
TCH. Lieder Von Lowenherz RN
Owned by Pamela Burns
At the Bytown Dog Obedience Club held in Ottawa
Judged by Marie-P Babin June 10, 2018



T.CH. Lieder von Lowenherz, RN (also AKC Field Champion and TD)

First, thank you to all the tracklayers, test secretaries, judges, galleries, friends, coaches and teachers who helped us along the way to Lieder's Tracking Championship. Also, thank you to my two "oldsters" Poppy (TD) and Streak (TDX, UTD) who taught me so much about love and the love of tracking.

The following is the story of Lieder's and my journey together and some of the lessons learned.

First Track – Lieder age six months

Zoom-zoom. You would think that this refers to something other than a Wirehaired Dachshund puppy but it does refer to Lieder's first exposure to a track. Lieder started his tracking career by whooshing down a 15 foot trench. No coaching or pleading was needed; he just zoomed to the glove, nose down, tail wagging. I was amazed. At that moment, I also knew Lieder was going to love tracking.

Tracking Dog (TD): Judge Pando Stepanis; Lieder Age Two

Training for Lieder's TD was quite straight forward, except for the fact I had lost my training fields to corn. Instead, we used a ball park that had lovely grass. This worked well for us and Lieder's first exposure to an alfalfa field was the day of his test.

Most of our training at this level was done on our own with help from friends who laid blind tracks before the big day. What I found out on test day is that Lieder is determined to make tests memorable. His TD was unforgettable because about half way through the track, Lieder suddenly realized people were following him. Lieder stopped and looked back at the track layer and judge as if to say "wanna play?" With a firm "Lieder track", he was off again. I do try to count the number of legs when I'm in a test but I had lost track of the corners we had taken when Lieder stopped dead again. I thought "oh no, he's chewing on a mouse", but no it was his treasured leather glove. Lesson learned; be aware of where you are on the track at all times.

TDX: Judge Sharon Smith; Lieder Age Three

All credit for this phase of Lieder's tracking career belongs to Marie Babin. I had been quite ill and part of my recuperation was literally getting back up on my feet. Marie said "come out and join my tracking class." We did and in no time Lieder was rocketing around the field searching for his beloved articles.

Lieder's TDX had more than one heart stopping moment. At his start, he went straight down a line and stopped dead. Oh no, we were going to fail without even getting off the first leg! He then abruptly circled back and went the opposite direction, which fortunately was the right direction for his first leg. With a look back at me, he crossed the dirt road and was off. We found one article and then another and continued tracking. All of sudden the dreaded whistle blew and I thought, "oh no". It didn't really make sense to me when the judge said "Congratulations! You passed!" We had missed the first article and had found the last two articles. Lieder was attempting to track the track layer back to her car. Sharon had to blow the whistle to stop us before we went to the next concession road! Lesson learned here was that while you need to trust your dog you also have to learn to read their negative indications to know when they are investigating options.

Urban Tracking Dog (UTD): Judge Louise Weaver; Lieder Age Four

What a learning curve for both Lieder and myself. It took us three tries at UTD before we passed on a very rainy day in Ottawa. Learning how scent works on pavement was our biggest challenge. Eventually, scent conduits and traps started to make sense. Lesson learned was to learn scent patterns.

As always, Lieder made the test interesting. Lieder found his first wood article with relative ease and continued to track across pavement and vegetation. Then he stopped on the last leg of the UTD to explore a curb for what felt like forever. I knew we were close to the track's end but it looked like the rain had been too much for him. What Lieder was doing was checking the bottom of the curb for scent. Once he confirmed the scent had not flowed onto the pavement, he quickly and sharply turned right and BOOM, there was the glove. Pass!

Urban Tracking Dog Excellent: Judge Marie-P Babin; Lieder Age Six

UTDX is the hardest test I've ever experienced and the most emotional. The biggest challenge here was SLLLOOOOWWWING Lieder down. Lieder is a naturally fast tracker. Speed increases the risk of overshooting corners which you simply can't afford in UTDX.

I also had to learn to read Lieder's "sampling" of scent. This is when he puts his nose down and checks the track and says "here it is" and then moves off the track by a foot or two. Then he says "not here" and moves quickly back to the track. This was very disconcerting and I felt like we were just wandering around when we practiced. Alberta tracking coach and tracking judge Donna Brinkworth helped me figure out this body language. She also helped finesse our line handling. Making some adjustments helped us become a tracking team. Lesson learned; you can't train UTDX by yourself. For an independent dog and an independent handler, this was a hard lesson.

On the day we passed UTDX, Lieder got off to a great start and found his wood article on the second leg. He transitioned well to the first hard surface, did a turn and then continued back onto veg to find his second article. We had difficulty finding the next leg. Eventually, we found it, did the last veg leg and took a turn into a long (very long), straight leg on hard surface that was bordered on either side by buildings. I'm not sure the gallery could see the squirrel that was heading to the final leather article. Lieder saw the furry beast and zoom-zoomed. No squirrel was going to get HIS article. And with that last speed burst and last article indication, Lieder became a Tracking Champion! Thank you my darling Lieder for such a wonderful adventure.

Farewell to Dorothy M. Budge who was one of the 1st Tracking Judges in Canada.

**Dorothy was born Oct. 14, 1920 and passed away on July 30, 2018. Just short of her 99th birthday.
She judged CKC Tracking and Obedience.**

She enjoyed Judging and also tracking with her dogs and was also taught and competed in obedience. She was a member of Mountain City Obedience Club in Quebec. Even after retiring from judging tracking tests, she still went to all the test with Norma Brennan who organizes the tests and is usually test secretary and made sure everything was run well and by the rules. Dorothy was still on the Tracking Test Committee as Chair.

She trained Am. Cocker Spaniels, German Shepherds, and a couple of Springers. And her last two dogs, when she was older, were Pembroke Welsh Corgis. She put Utility titles on most of those dogs, (Can & Am.) Also she put Tracking titles on all her dogs I believe, except the Corgis. She bred both Cocker Spaniels and GSD's. Dorothy was a founding member of the Mountain City Obedience Club (founded in 1952).

She always loved dog training and in her last years would always want to hear all the news of the Club and its members. In March 2013 she was presented with the "Her Majesty Queen Elizabeth II Diamond Jubilee Medal" in Rawdon Quebec for her contributions to the community. In her little speech that she gave following the presentation, it was interesting that she spoke about her love of dog training.

Dog training was a very big part of her life.



Sept. 30, 2018 test judged by
Mary-Anne Boulet

Tracklayers with our judge for the
TD & TDX Test.

Left to right. Front row; Pamela Burns,
Anne Passafiume, Anne Whan,
Eileen Fisher, Judge Mary-Anne Boulet,
Lynda Rupay. Cross Tracker;
Stephanie McMahon.

Back row;
Steve Hill, Vivien Brennan and
Gladys Kinsman.



What an awesome day at the CCTC TD & TDX test today.. Cloudy, light wind and cool in beautiful alfalfa fields. Thanks to Mary-Anne Boulet who stepped in as the judge today after our original judge Laura, hurt herself. We had 6 TD dogs entered and 5 passed and did a great job ! The 6th one made it to the very last leg and was distracted then went off track. We also had 2 TDX dogs but didn't pass this time. Thanks to all our track-layers and cross track-layer, all went well. I was the photographer

Here are some of the best shots today.
Track-layers front row L to R;

TD passed were;

1- Emmett VII TD German Shepherd Dog (1 year old male) Kevin and Cathy Gill of Gananoque On.

2- Signet Double O Seven RN CGN TD Std. Poodle (1 year old male) Dr. Wendy McCullough Kingston On.

New Club Member Wendy.

3- Fred TD Golden Retriever (8 year old male) Sharon Needham On.

4- CH. Zaniri's Planetary Shift WC PCD RN CGN JTS AGNS AGIJS TD Golden Retriever 3 year old male) Ruth Taylor Warkworth On.

5- Niche Von Narnia TD German Shepherd Dog (3 year old female) Kevin and Cathy Gill Gananoque On.



CCTC Urban Test, Oct.14. 2018. Judged by Marie-P Babin



Thank You to our Tracklayers....

L to R
Maryke Warwick, Stephanie McMahon,
Eileen Fisher, Sue Godbehere & Pamela Burns.

Sorry to report that we had no passes at this time.
Corners seem to have been the biggest problem for
most dogs.



Our November 4, 2018 TD & TDX Test , judged by Sandy Briggs.

Tracklayers were; L to R Marg Schneider, Dwyn Tomlinson, Sue Godbehere, Maryke Warwick, Lynda Rupay, Connie Gavin who is the (Tracking Rep) Anne Whan, Eileen Fisher, Dorothy Phillips and judge Sandy Briggs.

**Nov. 4, 2018.....CCTC TD & TDX Test judged by Sandy Briggs of Powassan On.
Thank you to all our tracklayers today !!!!**

Maryke Warwick, Marg Schneider, Anne Whan. Lynda Rupay, Dorothy Phillips, Sue Godbehere, Connie Gavin, Eileen Fisher and Dwyn Tomlinson...

We had 8 TD entered and 2 TDX dogs. It was mostly cloudy in alfalfa. We had 50% pass rate...

TD dogs who passed were;

1- Spitfire's Gotta Go Cruz'n O'Bellsha CGN CD RAE2 AGNJ AGN TD 10 yr. old female Belgian Shepherd Dog

Owned by Janice Mulroony of Yarker On.

2- CH.Top Guns Push N The Limits At Casryn CDX CA AGN BH TD 4 yr. old female Belgian Shepherd Dog

Owned by Dawn Thomas of Acton On.

3- LB's Golden Spark TD 9 yr. old male Golden Retriever

Owned by Brooke Sillaby and Hubrecht Quist of Guelph On.

4- KPT Kats Luv Griff On Furever RA PCD FD TD

2 yr. old male Wire Haired Griffon

Owned by Peggy Baxter of North Gower On.

The TDX dog who passed was;

OTCH. Goldendreams Good To Go MH RE WCX TDX

11 yr. old female Golden Retriever

Owned by Cindy Trann of Stouffville On. (Club Member)

Congratulations to all the passing teams...Well Done !!!



“Rush”

Club member **Cindy Trann** earned a TDX on her Golden Retriever at the CCTC Nov. 4, 2018 Test.

OTCH. Goldendreams Good To Go MH RE WCX TDX

The four TD Passes from the Nov. 4, 2018 Tracking



Spitfire's Gotta Go Cruz'n O'Bellsha
CGN CD RAE2 AGNJ AGN TD
And **Janice Mulrooney**



LB's Golden Spark TD
And **Hueb Quist**



KPT Kats Luv Griff On Furever RA PCD FD TD
And **Peggy Baxter**



CH.Top Guns Push N The Limits At Casryn
CDX CA AGN BH TD
And **Dawn Thomas**

CCTC Members' Brags.....

“Stirling”

UKC CH, Can GCH, URO2, Gowrielea's Scots Wha Hae
CD RE CGN, AKC RN CCA

“Stirling” earned his UKC RO-2 June 10, 2018

Owned by **Sandy Brodie**




“Ubi”

INTL, UKC NV CH Brantwood's Man In The Moon TKN, PTN, AKC SCN SWN
AKC nosework Title for **Ubi**.... This completed all his novice titles so he can now add **SWN** to his name.
And then on Sept. 30, 2018 **Ubi** earned his SEA (Search Exterior Advanced Title)

On Nov.4, 2018, Ubi, also earned both his advanced vehicle title and novice interior title. The novice interior title completed all his novice titles which is the third title

Owned by **Kathleen Dahmer**

CCTC Club Members' Brags.....



“Charleston”

CH. Charbr Dancing By The Sea CDX TD RAE
AGN ADC SGDC CD-S CGN SD-S-sp

“Chaleston” earned his Started Scent Detection Title
July 15, 2018 (all 3 components)

Owned by **Anne Passafiume**



“Salsa”

Charbr’s Dancing On The Edge RN RI (3 in a row)
July 22, 2018

“Salsa” earned his Rally Intermediate Title
Nov. 9, 2018

Owned by **Anne Passafiume**



More CCTC Members' Brags.....

"Lieder"

TCH. Lieder von Lowenherz, RN TD NS
AKC Field Champion

"Lieder" earned his Novice Sprinter title
September 8, 2018
the 1st CKC Sprinter event in Ontario.

Owned by **Pamela Burns**



"Piper"

BPIS Ch Elliquin's Pipin' Aboard TD RN PCD
"Piper" earned her RN Title at the ALRC Specialty in PEI Sept. 21. 2018.
On Nov. 10, Piper also earned her PCD Title.
Owned by **Maryke Warwick.**

More CCTC Members' Brags....



“Yummy”

Can/Am Gr Ch Grandgables Ms Yummy Yummy CA

“Yummy” earned her first Chase Ability Title on Sept. 30, 2018

Owned by **Susan Skolnick**



“Sterling”

U-RO1 Reynard's Folly Sterling CGN PCD CD RI RA CRN
CA UKC Spot ITD NS

“Sterling” earned his NS (Novice Sprinter) title today. Oct. 6, 2018. Taking 1st place in his division in both trials...clocking a speed of 40 Km. per hour.

Then off to Maryland USA for more titles.... **“Sterling”** earned his JRTCA Novice Obedience and his JRTCA Novice Rally Obedience Titles on Oct. 12, 2018

Owned by **Tricia Budrow** and handled by **Lynda Rupay.**



CCTC Members' Brags....

“Sky”

CH. WTCH, ATChC, C-ATCH, U-CD, UR03, UAGII, AGMCH, MVS, VTCH, VCX
Jubilee Dark Side of the Moon CD, FDCH-s, RAE, CRXMCL, CRXT, CRS, XP, JS-N, Bronze Award of Merit, ExJB, ExSTB, ExScB, VBA, ExSS, ExGS, ExSCS, ChST, ChFH, AKC, HT, CKC HA, HA-ds, SDI, HTT, AHBA HTDI-d, HTADI-d, HTADIII-s, TT, CA, NS, DOT, SPOT-ON, CGN XP NS

Sky earned his CKC XP (Excellent Points and Distance)
And his NS CKC Novice Sprinter & CKC JT (Jumps & Tunnels)

“Sky” also came home with 6th place at the ParAgility World Cup in the UK

Owned by **Sharon Palmer**



“Dare”

Golem's Daredevil NTD, ITD, ATD, TKN, TKI, TKA, NS

“Dare” earned his NS (Novice Sprinter Title)

Owned by **Sharon Palmer**



CCTC Members' Brags...

"Buffy"

"Buffy" earned her (4th) IPO-3 Title Oct 28, 2018
Owned by **Dwyn Tomlinson**



"Angus"

U-RO1 Gowrielea's You're In My Heart RN
"Angus" earned his UKC RO1 Oct.28, 2018

Owned by **Sandy Brodie**




"Grail"

Cavanhill's Act Of Courage SD-E Not only did
"Grail" get **3 GOLDS** but got his MACH Title.

Owned by **Victoria Vidal-Ribas**

New Little Trackers...



“Jamie”

**Gowrielea's Scottish Glory
Born May 1, 2018**

Baby Golden Retriever is 8 weeks old in this picture.

Bred by Liz & Bruce Russell

Owned by **Sandy Brodie**


“Charlotte”

She may not be a little tracker or a dog for that matter but she's the new addition to **Stephanie McMahon's** household to join in with Moose.

She could be a mouse tracker !!



Gone but Never Forgotten.....




“Layla”

BVIS CH. Beadog Dandy Lion At Elliquin CDX WC RE JH

Jan 18, 2006—Aug. 17, 2018

Layla produced a litter of beautiful puppies who also do well in shows and in performance.

Loved and missed by **Maryke Warwick**



“Mynder”

Appleridge’s Tarsus CGN

April 12, 2006 - Aug. 3, 2018

Loved forever by **Stephanie McMahon**

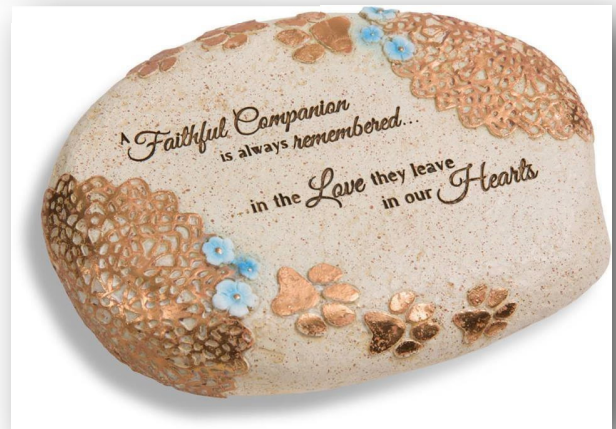
Gone But Never Forgotten.....



“Kieran”

Kieran vom Eichenluft TD, BH
July 24, 2006 - Aug.22, 2018

Loved & Missed by **Bev Wiggans**



“Knickers”

Cairnbrae Knickers
November 2002 - September 2018
The Little White Dog who introduced me to the
wild world of Jack Russell Terriers.
You will be missed Stinky Knicky.

Loved and missed by Sue Godbehere



Gone But Never Forgotten.....



"Blast"

TRACKING CHAMPION CARMSPACK BLAST.....he earned all four levels in one year, under four different judges...he was not 3 1/2 years old. I was lucky enough to get him the day before he and two brothers were headed to the trainer who prepared them for service dogs. What a handful he was. For the first few months I wasn't sure I had the right dog for me. But he was. I always said to people he could read my mind, he knew what I was thinking. I've had special dogs, as we call them "heart" dogs. But Blast was just a part of me, he should still be here.

Loved and missed by Susan Coutts

May 4, 2009 — Oct.14, 2018



When Is It TOO COLD & TOO HOT?

F	C	Small	Medium	Large	
95°	35°	5	5	5	+1 if obese.
90°	32°	5	5	5	+1 brachycephalic.
85°	29°	4	4	5	+1 if under 6 months or senior.
80°	24°	3	3	4	-1 if shade available.
75°	23°	3	3	3	-1 if readily available water.
70°	21°	2	2	3	
65°	18°	1	1	2	!
60°	16°	1	1	1	1 No evidence of risk: have fun outside!
55°	13°	1	1	1	2 Risk is unlikely: have fun outside, but be careful.
50°	10°	2	1	1	3 Unsafe potential for certain breeds when outside.
45°	7°	2	2	1	4 Dangerous weather: use caution.
40°	4°	3	3	2	5 Life-threatening: avoid prolonged outdoor activity.
35°	2°	3	3	3	
30°	-1°	3	3	3	
25°	-4°	4	4	3	
20°	-7°	5	4	3	
15°	-9°	5	4	4	
10°	-12°	5	5	5	+2 if wet weather is present.
5°	-15°	5	5	5	-1 if northern breed or heavy coat.
0°	-18°	5	5	5	-1 if dog is acclimated to cold.

Source: www.gopetplan.com

Some important info to keep your dogs safe

Can my dog eat this?		
YES	YES, BUT . . .	NO
 <p>BANANAS Rich in potassium and vitamin C</p>	 <p>APPLES ... don't let him eat the seeds!</p>	 <p>AVOCADOS Can cause vomiting</p>
 <p>BLUEBERRIES High in antioxidants</p>	 <p>LEMONS ... he may not like the bitter taste.</p>	 <p>CHERRIES Can cause cyanide poisoning in large quantities</p>
 <p>KIWIS Good source of vitamin C and potassium</p>	 <p>ORANGES ... they're high in natural sugar; give in moderation.</p>	 <p>GRAPES Can cause kidney failure</p>
 <p>PINEAPPLE Try frozen for a cool treat!</p>	 <p>PEACHES ... remove the pit; it can cause intestinal blockage.</p>	 <p>RAISINS Can cause kidney failure</p>
 <p>STRAWBERRIES High in fiber and antioxidants</p>	 <p>WATERMELON ... remove the rind first!</p>	

Welcome to our New CCTC Club Member;

Wendy McCullough Amherstview On. wmccullough@yahoo.com Std Poodles

BLIND TRACKS by Rosemary Janoch

Anyone who has viewed the Wizard of Oz knows well the line Dorothy makes during her journey. It goes something like “Lions and tigers and bears...oh my!” I think that a lot of beginning trackers have a similar belief but it sounds more like “Heat and wind and blind tracks...oh my!” There isn’t much any of us can do about the heat or the wind except to simply not track on days that are too hot or too windy, but we can control if, when, and how often we use blind tracks.

If you are new to the sport of tracking and do not know what a blind track is, it is simply an unmarked track. The handler does not know the length of the legs or the number, location, or direction of the turns. The handler has no idea where the track goes and must rely completely on the dog. A certification track and a track at an actual test would be examples of blind tracks.

In general, marked tracks are used to train the dog and unmarked tracks are used to train the handler. A handler that is new to the sport, therefore, needs more blind tracks than an experienced handler. Since the main purpose for running a blind track is to learn how to read a dog’s body language, a novice tracker needs many more experiences with this than does a seasoned tracker. For the purpose of this article, let’s assume the dog is progressing in his training at a normal rate and we are focusing on training the handler.

Experienced handlers have watched numerous dogs track over a span of many years. They have become experts at both reading the nuances of canine body language and at recognizing the various scenting conditions present on a given day. In fact, they are not only well versed in watching their own dogs track but have also spent many hours in the field watching a variety of other dogs, both good and bad, track. These many experiences create knowledgeable “readers” of both dogs and scent.

Long before an inexperienced tracker considers running a blind track with her dog, she needs to spend time watching other teams track. This would include watching teams work on training days and watching teams at actual tracking tests. I admit to being a bit dismayed when I see an exhibitor at a tracking test draw track #1, run the track and fail, and then pack up the car and leave without watching the other exhibitors. This not only smacks of poor sportsmanship but clearly indicates to me that the exhibitor is clueless about the opportunity she is missing.

We need to take note of what obedience exhibitors do. Have you not seen a crowd gather around the Open B and Utility B rings, especially when a well-known and well-respected handler is about to enter the ring? Everyone knows that a potential High In Trial performance is at hand. Obedience handlers know that there is much that can be learned about smooth handling by watching an expert at work. We all need to convey this same information to novice trackers; much can be learned about smooth intelligent handling by watching a seasoned tracking team. For that matter, much can be learned by watching the lousy teams, too, so either way you shouldn’t leave the test early!

Observe tracking teams of various abilities until, even at a distance, you can read the dogs well enough to tell when they have given a turn indication, when they have given an article indication, when they are crittering, and when they have totally lost the track. You are now ready to try a blind track. There are various methods that work well with total beginners, but these are some of the most common approaches.

The first method involves running a blind track with someone else’s trained tracking dog. This was the way I was first introduced to tracking and it remains one of my most vivid memories. The dog’s owner can lay the track for you, harness the dog, and simply hand you the lead and let you go. A well trained dog is likely to take you through the entire track without incident and it will be over in a matter of minutes. You will be the proverbial “dope on a rope” for your first blind track. You gain a tremendous respect for a dog’s ability with an experience like this and move on to your own dog knowing exactly what it feels like to have that type of confidence in a dog.

If you don’t have the opportunity to run an already trained dog on a blind track, try this second method which progressively removes the markers from your training tracks. This method will gradually accustom you to running a blind track with your own dog. You must be very specific in your directions to the track layer. Instruct the track layer to mark all of the turns except for the last one. This needs to be an experienced track layer you trust. This person must be able to help you on that last turn if all does not go well. The track layer needs to know precisely where the turn is and the exact direction of the next leg. The reason for leaving the last turn unmarked is that you have the first several turns to let your dog settle into the track and gain your confidence before you expect him to take you through a blind turn.

If that goes well, at the next tracking session have the track layer leave the last two turns unmarked. If you are still reading your dog well and you are successfully completing the track without help, you are ready to have only the first turn marked leaving the rest of the track blind. These tracks all need to be fully aged tracks so that you are actually testing you and your dog’s ability to work as a team. Don’t run the tracks in fields where you can see a visible trail left by the track layer. If the track is not truly blind then you are missing the point of the exercise.

All of you must be very clear in your directions to your track layers that you do not want to hear from them at all if you are getting through the track on your own. They are not to tell you that you just took the turn correctly or that your dog is precisely on the next leg. You must feel like you are out there alone with your dog. Concentrate on your dog’s body language and let him tell you whether he is on the track. Don’t expect someone else to tell you. He’s the expert so listen to him!

What if all does not go well on one of these blind tracks? I usually tell my track layers to say nothing at all unless I ask for help or unless the dog is taking me in the wrong direction (the track went left and my dog is pulling me right, or the track goes straight and my dog is making a turn). In such instances, the track layers are simply instructed to say "No" and I will stop dead in my tracks. They are not to tell me that the track turned left at the tall brown weed and went toward the fallen log. It is up to me to work out the problem with my dog. They are also not to tell me if my dog cut the last corner by six feet, or if he is several yards to the left of the track, or if he is sniffing a cross track. I am out there to see if I can read my dog. I am not out there to see if I can follow directions given to me by my track layer.

Many times I am not in a position to use either of the methods described above because I am tracking by myself. I introduce the concept of "blind" into my training tracks by using a ground marker at a single turn which is not visible from a distance. I practically have to be standing over it to see the turn marker, such as a tiny yellow flower in the field. When I am watching my young dog track and I suddenly see his head come up and I recognize his "turn" behavior I like to look down at the ground and see my little yellow flower. Yippee...it is time to call a tracking judge and get that youngster certified!

If you need to lay blind tracks for yourself, you can also try laying them at dusk when it is difficult to see your markers until you are only a few feet away. You are naturally going to have a general idea of where the track goes and in what directions the turns head, but you will be pleasantly surprised at how close to a blind track you can run even though you laid it yourself. Just don't make a map and be sure to use field markers that you can't see until you are right on top of them.

On any of these tracks, be sure to carry a spare glove in case you need to abort the track. Toss the glove to the ground and praise your dog for indicating it. Now decide what went wrong with the track. Was the error your fault?

One of the more common errors that beginners make on blind tracks is to expect the dog to pull you off your feet to indicate a turn. On the marked tracks, you knew where the turns were and very likely praised the dog the moment he stepped out in the new direction. When the track is blind, you don't know if the dog is actually on the next leg or not and so you tend to withhold praise and wait for the dog to really convince you that the track goes that way. You are changing the way you handle your dog and any time you change the way you handle your dog, you are asking for trouble. Handle your dog in a test situation in the same manner as in a training session. So if you want him to pull you off your feet at a test, then you must ask for that same pull in training.

Another error seen on blind tracks is a lack of patience on the handler's part. Sometimes it is simply a bad case of nerves that causes us to lose our patience so be sure to keep your nerves under control while tracking. What seems like twenty minutes to you was probably only four minutes. Give the dog time to work out a turn or a scenting problem without badgering him to make a decision. Remain facing the original direction you were moving and wait. More than one dog has failed a track because a handler started encouraging the dog to move before the dog was ready. If the dog perceives that you want him to move now, he will...even if it is in a completely random direction since you have not given him enough time to locate the track. The only movement you should be doing when the dog is searching for the track is to slowly turn and face a direction the dog has not checked, and I would advise you to do this only if the dog is truly struggling and has not looked in that particular area.

Controlling your dog's speed will also help you on blind tracks. It is difficult to read a fast moving dog and they tend to overshoot turns. Resolve this issue early on before you attempt blind tracks. Do not try to change his speed in the middle of a blind track.

If you are having trouble reading your dog, he may be giving subtle signals that you are not picking up on. Have someone videotape your dog tracking and study the tape at home or show it to a more experienced handler that may be able to show you your dog's tail drop or head tilt signaling a loss of track. You may also have to track a trained dog on a blind track as I mentioned at the beginning of this article until you can read a trained dog. Then go back and see if your ability to read your own dog has improved.

Although I have mentioned that beginners need more blind tracks than seasoned exhibitors, keep in mind that each time we advance to a new level of competition we become a "beginner". So even though you have put TD titles on five dogs, if this is your first attempt at a TDX title, you better get someone to lay a blind TDX track for you. Can you read your dog under these new conditions with age, cross tracks, and obstacles all involved? Even if you have ten TDX dogs, if you are now venturing into the realm of VST for the first time you must consider yourself a beginner all over again. You very likely don't know how to read your dog as he tracks through the swirling air currents between buildings and tries to make his first hard surface turn in the middle of a parking lot. You need a blind track.

I must caution you, however, on running too many blind tracks. Dogs are trained on marked tracks so most of your tracks should be marked. I would suggest marking at least 9 out of 10 tracks. Blind tracks should only be used occasionally to keep you honest in your handling, to sharpen your observational skills, and to improve your ability to read your dog.

CROSS COUNTRY TRACKING CLUB 2018 ANNUAL GENERAL MEETING AND POTLUCK DINNER



The 23rd Annual General Meeting of the Cross Country Tracking Club will be held at Eileen Fisher's home on Friday December 14th 2018 Dinner at 7:00 pm and the meeting will start at 8:30 pm.



Annual Potluck Dinner and General Meeting

With the popularity of this location, we are pleased to offer you the same great atmosphere and potluck dinner again this year. 7:00 Dinner-8:30 Meeting Hope to see you on Dec 14th 2018 please RSVP to Maryke maryke5024@gmail.com

Directions to Eileen's home 53 Walkerton Dr. Markham 905-294-7016

Going north on McCowan turn right on to Southdale last street before Hwy 7.
Turn right on Walkerton 1st street after turning off McCowan
follow round to 53 on right side.

If coming along Hwy 7 turn south on McCowan and turn left on to Southdale the first
after Hwy 7 then right on to Walkerton the 1st street after turning off
McCowan follow round to 53 on right side.

