

Data Team Training
Unit Mapping Guided Practice
Woodburn Middle Schools
August 2018

Objectives:

- Briefly Review the Steps of the Process
- Increase Shared Understanding about the Unit Mapping
- Provide a Supported Work Time

Agenda:

Welcome

Brief Process Review

Types of Maps

Step _____: The “Flow”

Map Audit

Work Time

What’s Next

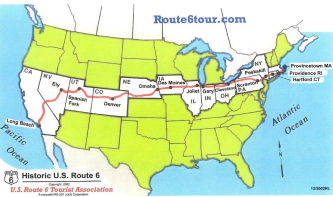


Closing/Reflection



Running Agenda (Black Box): <http://bit.ly/BlackBox2018>

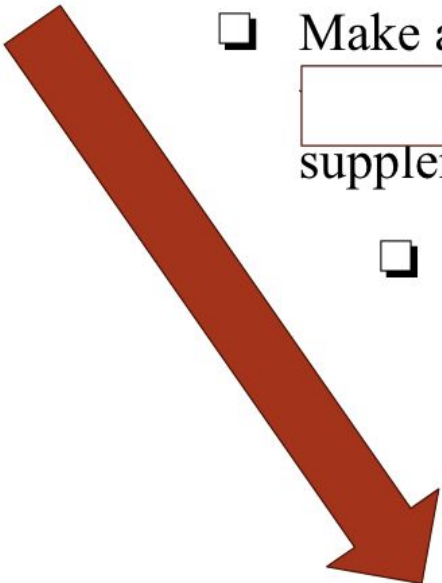
Team Process sheet access: <http://bit.ly/ProcessSheet>

Team Process Doc access: <http://bit.ly/ProcessDoc>

	Type of Map	Use	Notes
			
			
			

Which step of the process is Unit Mapping and what is the order or “flow” of this step?

The Flow of Step _____ : Plan and Prepare

- Choose Priority
 - Deconstruct to student friendly
 - Select/revise a
 - Make a Use resources & materials to **decide** match, what to skip/skim, what needs to be supplemented
 - Select additional for **Core**
 - Create
 - Create
 - & score
- 

Map Audit:

Unit Names	Completed (Yes/No)	To Do:

Feedback Form

Data Team Training
Unit Mapping Guided Practice
Woodburn Middle Schools
August 2018

Objectives:

- Briefly Review the Steps of the Process
- Increase Shared Understanding about the Unit Mapping
- Provide a Supported Work Time

I want to remember...

My next step will be...

Other Feedback...