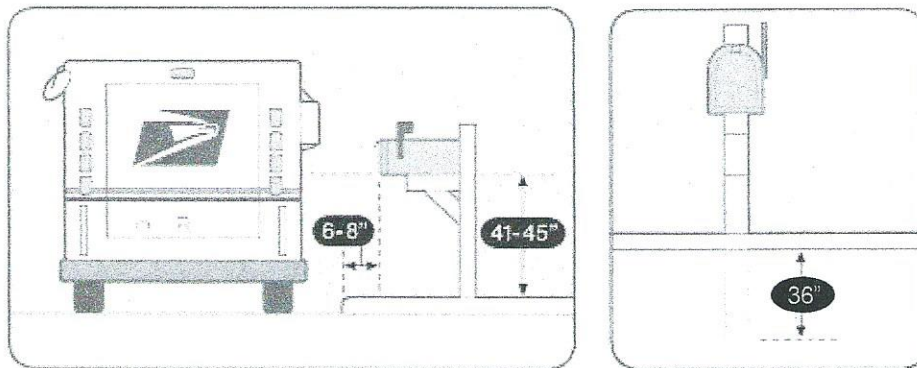


MAILBOX Guidelines

- > Mailbox repair/replacement is the responsibility of the homeowner.
- > Materials used in the repair/replacement must comply with the original construction and conform to community standards as approved by the ARC...Cedar .
- > The mailbox post must be painted to match the color of the cedar on the residence.
- > The face of the mailbox must be behind the back of the curb by a minimum of 3 and a maximum of 6 inches---or 6 to 8 inches from the front of the curb. (See picture below).
- > There must be a minimum of 41 and a maximum of 45 inches of clearance between the top of the curb and the bottom of the mailbox (See picture below).
- > The mailbox post alignment must be vertically plumb.
- > Bury the post 36 inches deep(See picture below—depth changed to reflect frostline).
- > If the post is being replaced, the rubber sleeve on the existing mailbox must be transferred to the new post or be replaced.

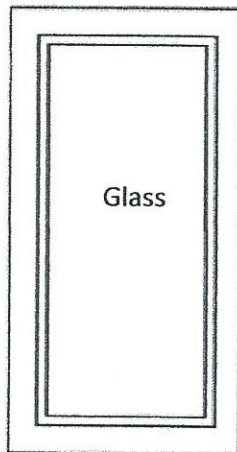


Pictures courtesy of the USPS online.

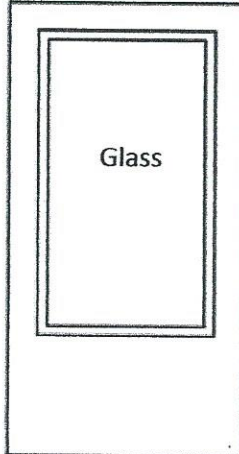
SCREEN/STORM DOOR GUIDELINES

- > Screen/storm doors must be one of the three styles shown below.
- > No crossbuck screen/storm doors will be allowed.
- > Screen/storm doors must be in harmony with the house colors (white/ burgundy/ tan).
- > Screen/storm door hinges must be gold toned.

Full View



$\frac{3}{4}$ View



Self Storing
Screen

