

World of \_\_\_\_\_ Jers  
 Infant Lesson Plans

Teachers <b>Hannah &amp; Loretta</b>		Week of <b>12/2/2019</b>				
		Monday	Tuesday	Wednesday	Thursday	Friday
This week's song and finger play		- Belly Button Book - ABC Library Book				
Sensory Activities (At least one per day, can be combined with small group/art)		Picking up/ scooping ice cubes	Decorate Christmas tree	lifting + stacking water bowls	Fingerpainting snowmen w/ glitter	learning: using paper for sensory
Choice Time Additions (At least one per day- must be something new added to area or materials changed out- can't be basic item required for play)		Playing pretend at play house	Making music with piano mat	learning colors with large blocks	Counting with number bean bags	exploring animal hourglass
Special Events/Reminders						

Lesson plans are due Thursday  
 Please include 4 COR items a week marked with a (C)

World orders  
Small Group Lesson Plans

Teacher: <u>Hannah</u>		Week of: <u>12/2/19</u>			
	Monday	Tuesday	Wednesday	Thursday	Friday
Small Group	<p>Activity</p> <p>Ⓘ moving on &amp; exploring climbing structure</p>	<p>Activity</p> <p>Ⓞ putting magnetic letters on cookie sheet to learn alphabet</p>	<p>Activity</p> <p>Ⓑ sorting and classifying animal figures</p>	<p>Activity</p> <p>Ⓒ exploring pop-up activity</p>	<p>Activity</p> <p>making handprint snowflakes</p>
	<p>Early</p> <p>child moves whole body</p>	<p>Early</p> <p>child attends to visual images</p>	<p>Early</p> <p>child explores objects using different senses</p>	<p>Early</p> <p>child returns attention to object of interest</p>	<p>Early</p> <p>child explores materials with different colors</p>
	<p>Middle</p> <p>child walks</p>	<p>Middle</p> <p>child plays with materials with letter characteristics</p>	<p>Middle</p> <p>child uses sound or sign to name an object</p>	<p>Middle</p> <p>child indicates they want something to happen again</p>	<p>Middle</p> <p>child explores art materials</p>
	<p>Later</p> <p>child climbs, runs, navigates or marches</p>	<p>Later</p> <p>child says or signs a letter</p>	<p>Later</p> <p>child uses same word to name more than one object</p>	<p>Later</p> <p>child returns to where something they want to play with.</p>	<p>Later</p> <p>child uses materials to make discreet marks</p>

World of Orders  
Small Group Lesson Plans

12/6

Teacher: <i>Loretta</i>		Week of: <i>12/2 - 12/6</i>			
	Monday <i>2</i>	Tuesday <i>3</i>	Wednesday <i>4</i>	Thursday <i>5</i>	Friday <i>6</i>
Small Group	<p>Activity</p> <p>Exploring small blocks and what's inside</p> <p>© C</p>	<p>Activity</p> <p>Pretend play w/ baby dolls. - giving hugs - dress up - feeding</p> <p>© F</p>	<p>Activity</p> <p>Reading + understanding books: what's happening in the story</p> <p>© Q</p>	<p>Activity</p> <p>tracing + feeling #1's blocks Shapes of each #.</p> <p>© S</p>	<p>Activity</p> <p>exploring containers w/ objects inside: shapes blocks, balls</p>
	<p>Early</p> <p>child returns attention to object or event of interest</p>	<p>Early</p> <p>child watches another child</p>	<p>Early</p> <p>child touches grasps or mouths a book</p>	<p>Early</p> <p>child looks @ touches handles single object</p>	<p>Early</p> <p>child puts a object in container</p>
	<p>Middle</p> <p>child indicates wants something to happen again</p>	<p>Middle</p> <p>child spontaneously brings object/shows affection to another</p>	<p>Middle</p> <p>child turns pages of a book</p>	<p>Middle</p> <p>child use a word sign to ask for more</p>	<p>Middle</p> <p>child observes objects in another container</p>
	<p>Later</p> <p>child returns to where something he/she wants or play is located.</p>	<p>Later</p> <p>child plays + works alongside other children</p>	<p>Later</p> <p>child look @ a book front/back + turns the pages</p>	<p>Later</p> <p>child use a # word or rote counts.</p>	<p>Later</p> <p>child moves to another to explore</p>

World of V...lers  
Infant Lesson Plans

Teachers		Week of				
Sarah and Mirranda		12/2/2019				
	Monday	Tuesday	Wednesday	Thursday	Friday	
This week's song and finger play	Learning our ABCs with the alphabet chart	Clapping, bouncing to baby Shark	Saying good morning to our friends with the good morning song	Jumping with 5 little monkeys	5 little snowmen finger play	
Sensory Activities (At least one per day, can be combined with small group/art)	rolling pine cones in glitter	Dot painting an ornament for our tree	Grinch Slime	Going on a nature walk to explore the outside world	exploring ice and water	
Choice Time Additions (At least one per day- must be something new added to area or materials changed out- can't be basic item required for play)	Stacking wooden blocks	Decorating a big Christmas tree!	Learning our shapes with the shape sorter (C-T)	listening to the sounds as we put puzzle pieces in the board.	Pushing letters on learning computers	
Special Events/Reminders						

Lesson plans are due Thursday  
Please include 4 COR items a week marked with a (C)

World of Wonders  
Small Group Lesson Plans

Teacher: <u>Miranda Beck</u>		Week of: <u>December 2, 2019</u>			
	Monday <u>2</u>	Tuesday <u>3</u>	Wednesday <u>4</u>	Thursday <u>5</u>	Friday <u>6</u>
	Activity	Activity	Activity	Activity	Activity
Small Group Eli Harper Isabella Mary Oakley	Continuing our practice of Santa Shark for the winter concert <u>(C-y)</u>	Making hand penguins for our colony <u>(C-66)</u>	Making and exploring Bubble foam <u>(C-U)</u>	Painting ghost for a haunted igloo <u>(C-FF)</u>	Starting Christmas with making Rudolph the reindeer feet <u>(Portfolio)</u>
	Early Child calms or alerts to sounds, tones or music	Early Child gazes at an object in a fixed location	Early Child explores one or more objects with measurable attributes	Early Child puts own fingers, thumbs, or foot in mouth	Early Child explores materials with different textures and colors
	Middle Child responds to other people singing by joining in	Middle Child moves one object to gain access to another object	Middle Child fills a container	Middle Child indicates or says an object is mine.	Middle Child explores art materials
	Later Child requests a song using a word or gesture	Later Child shows where objects belong or where events happen in the environment	Later Child nests or stacks four or more objects by size	Later Child identifies themselves in a mirror or photo	Later Child uses art materials to build, make marks or mold

World of Wonders  
Small Group Lesson Plans

Teacher: Sarah Pieper		Week of: 12/2/19		
Monday (C-HH)	Tuesday (C-R)	Wednesday (C-FF)	Thursday (C-J)	Friday (C-AA)
Activity	Activity	Activity	Activity	Activity
Small Group Coloring and talking about our schedule	Coloring Snowman Sun Catchers	Painting, and glittering an igloo with friends	Painting ornaments	Putting the animals to bed in the barn
Early Child engages in a voluntary action	Early Child grasps object	Early Child puts finger/thumb in mouth	Early Child opens and closes hand	Early Child watches/listens to another person
Middle Child indicates the end of an event.	Middle Child makes marks	Middle Child indicates an object is "mine"	Middle Child uses small muscles to handle objects	Middle Child imitates action of animal/person
Later Child anticipates the next event	Later Child scribbles	Later Child identifies self in mirror/photo	Later Child fits materials together/pull apart.	Later Child uses one object to stand for another

World of Wonders  
Toddler Lesson Plans

Teachers <i>Kelsey &amp; Heather</i>	Week of <i>12/2/2019</i>				
	Monday	Tuesday	Wednesday	Thursday	Friday
Morning Meeting (songs, finger plays, books used this week)	<i>Days of the week song</i> <i>If you're happy and you know it</i> <i>Hand Hand fingers Thumb book</i>				
Large Group Activity	<i>Simon Says</i>	<i>Making snow flakes for Christmas concert prop</i>	<i>Stop, go to music when music is on dance when it goes off stop</i>	<i>Snow ball fight</i>	<i>Practice Christmas concert song</i>
Choice Time Additions Sensory	<i>tissue paper tweezers</i>				
Art	<i>pipe cleaners</i>				
Dramatic Play	<i>ice cream shop</i>				
Manipulatives:	<i>gribbles and magnets</i>				
Choice time focus: What area will you be focusing on with individual children this week?	<i>talking about and recognizing colors</i>				
Special Events/Reminders					

Lesson plans are due Thursday  
Please include 4 COR items a week marked with a (C)

World of Wonders  
Small Group Lesson Plans

Teacher: Heather		Week of: 12.2.19			
	Monday	Tuesday	Wednesday	Thursday	Friday
Small Group	Activity Stringing Pipe Cleaners through Strainers + Buttons	Activity Magnet Letters on a Cookie Sheet	Activity Rolling pin Cookie cutters in Play-doh	Activity 5 little Monkeys jumping	Activity Snowman coloring Page
	Early Gathering objects	Early Plays with letter shaped toys	Early Explores tools in play	Early Make sounds of animals, familiar objects	<del>Cotton</del> <del>Early</del> <del>of</del> <del>now</del> Explores Art material
	Middle groups multiple objects together	Middle Says or Sings a letter	Middle Explores technology of using tools	Middle Repeats, joins in singing songs	Middle Uses Art materials
	Later Makes a pattern	Later Identifies the letters	Later Uses tools to create shapes	Later Makes up their own rhyme	Later Notifies different textures



World of Wonders  
Small Group Lesson Plans

Teacher: Kelsey		Week of: 12/2/19			
	Monday E	Tuesday I	Wednesday m	Thursday P	Friday
Small Group	Activity Playing restaurant with Ms. Kelsey	Activity Having a line jumping contest to see who can jump the farthest	Activity Teacher Says. (Simon Says rules)	Activity Read Green Eggs and Ham and talk about the different things on each page	Activity making ornaments with paper plates and tissue paper
	Early uses a familiar adult as a secure base from which to explore returning periodically	Early WALKS	Early responds non-verbally to simple statements or requests	Early Points to a familiar object in picture and photos	Early explores art materials
	Middle Seeks out a familiar adult to communicate a simple need or want using at least one word	Middle Goes up or down a ladder runs while navigating around people and objects or marches	Middle responds verbally to simple statements or requests	Middle reads a picture by labeling what they see	Middle uses art materials notices an unintended result and says what it looks like
	Later asks an adult to play with adult taking two or more turns	Later Walks up or down stairs with alternating feet, jumps with both feet off the ground or gallops	Later adds to a conversation by connecting the topic to their own experience	Later identifies what a common symbol represents	Later uses art materials to build mold or flatten make discrete marks

World of Toddlers  
Toddler Lesson Plans

Teachers <i>Haley &amp; Raven</i>		Week of <i>12/2/2019</i>				
	Monday	Tuesday	Wednesday	Thursday	Friday	
Morning Meeting (songs, finger plays, books used this week)	<i>The name game</i> <i>The days of the week</i>	<i>game</i> <i>of the week</i>			→	
Large Group Activity	<i>make grinch slime</i>	<i>make mistle-toes</i>	<i>color and "fill" our stockings for our door</i>	<i>make hand print wreaths</i>	<i>color weather print outs for our weather board</i>	
Choice Time Additions Sensory	<i>Slime</i>					
Art	<i>&amp; paint stampers</i>					
Dramatic Play	<i>superhero pretend play</i>					
Manipulatives:	<i>locks &amp; keys</i>					
Choice time focus: What area will you be focusing on with individual children this week?	<i>practicing to pick up after ourselves</i>					
Special Events/Reminders						

Lesson plans are due Thursday  
Please include 4 COR items a week marked with a (C)

World c onders  
Small Group Lesson Plans

Teacher: Haley		Week of: 12/11/19			
	Monday A	Tuesday D	Wednesday	Thursday K	Friday P
Small Group	<p>Activity</p> <p>putting beanbags into <del>one of 3 containers</del> one of 3 containers each with a different obstacle.</p>	<p>Activity</p> <p>STOP! Happy, sad, mad? What <del>does</del> do these emotions mean?</p>	<p>Activity</p> <p>Color big printouts of letters to make a "letter wall" &amp; talk about whose name starts with <del>what letters</del></p>	<p>Activity</p> <p>Baby wash</p>	<p>Activity</p> <p>Read "Brown Bear Brown Bear" take turns identifying animals</p>
	<p>Early</p> <p>child moves w/ persistence until reaching a desired object or person</p>	<p>Early</p> <p>child expresses an emotion w/ his/her face and/or body</p>	<p>Early</p> <p>child explores materials w/ different textures &amp; colors</p>	<p>Early</p> <p>child expresses basic physical needs</p>	<p>Early</p> <p>child gazes at a picture in a book</p>
	<p>Middle</p> <p>child indicates intention w/ one or two words</p>	<p>Middle</p> <p>child initiates physical contact w/ another person to express an emotion</p>	<p>Middle</p> <p>child explores art materials</p>	<p>Middle</p> <p>child names basic body parts</p>	<p>Middle</p> <p>child points to familiar objects in pictures &amp; photos</p>
	<p>Later</p> <p>child expresses a plan w/ a simple sentence &amp; follows through</p>	<p>Later</p> <p>child names emotion</p>	<p>Later</p> <p>child uses art materials to build, make discrete marks or to mold or flatten.</p>	<p>Later</p> <p>child preforms a personal care task w/ assistance</p>	<p>Later</p> <p>child "reads" a picture by labelling what he/she sees.</p>

World c orders  
Small Group Lesson Plans

Teacher: <u>Kaven</u>		Week of: <u>12/2/19</u>			
	Monday <u>D</u>	Tuesday <u>N</u>	Wednesday <u>V</u>	Thursday <u>Z</u>	Friday <u>X</u>
Small Group	<p style="text-align: center;">Activity</p> <p>make faces in the mirror and talk about emotions</p>	<p style="text-align: center;">Activity</p> <p>old mac donald had a farm (making animal sounds)</p>	<p style="text-align: center;">Activity</p> <p>use patterning bears to copy a pattern</p>	<p style="text-align: center;">Activity</p> <p>BoP til you drop</p>	<p style="text-align: center;">Activity</p> <p>make popsicle stick christmas trees.</p>
	<p style="text-align: center;">Early</p> <p>Initiates physical contact with another person to express an emotion</p>	<p style="text-align: center;">Early</p> <p>makes the sound of an animal, a vehicle, or another familiar object</p>	<p style="text-align: center;">Early</p> <p>child gathers three or more objects</p>	<p style="text-align: center;">Early</p> <p>stands and bounces in response to music</p>	<p style="text-align: center;">Early</p> <p>explores art materials</p>
	<p style="text-align: center;">Middle</p> <p>names emotions</p>	<p style="text-align: center;">Middle</p> <p>repeats or joins in saying parts of simple rhymes</p>	<p style="text-align: center;">Middle</p> <p>lines up three or more objects one after another</p>	<p style="text-align: center;">Middle</p> <p>moves actively to music</p>	<p style="text-align: center;">Middle</p> <p>uses art materials</p>
	<p style="text-align: center;">Later</p> <p>explains the reason behind an emotion</p>	<p style="text-align: center;">Later</p> <p>spontaneously says real or made up rhyming words.</p>	<p style="text-align: center;">Later</p> <p>recognizes copies, or extends an existing simple pattern (such as ABA BAB or AATBBAAAB)</p>	<p style="text-align: center;">Later</p> <p>names and does a movement</p>	<p style="text-align: center;">Later</p> <p>notices an undesired result and says what it looks like</p>

World of Wonders  
Preschool, Pre-K Lesson Plans

Teachers <i>miss. Kayla</i>		Week of <i>12/2/2019</i>			
	Monday	Tuesday	Wednesday	Thursday	Friday
Morning Meeting (songs, topics, new materials, etc. May repeat throughout week)	<i>3 Rules in Classroom Weather of the <del>Week</del> Day Days of the week</i>				
Large Group Activity	<i>Apple Count Counting puzzle</i>	<i>Watercolor and salt snowflakes</i>	<i>handprint penguin craft</i>	<i>Growing gummy bears</i>	<i>dancing rice</i>
Work time Additions  Sensory	<i>Slime + water + Rubber ducks</i>				
Art (additional items added to this area)	<i>Stamps and gluing feathers.</i>				
Dramatic Play	<i>Pizza pal:</i>				
Literacy Area (1 new activity a week)	<i>Alphabet A-corns</i>				
Math/Science	<i>Counting puzzle up to 10</i>				
Special Events/Reminders					




Lesson plans are due Thursday  
Please include 4 COR items a week marked with a (C)

World of Wonders  
Small Group Lesson Plans

Teacher: Miss. Kayla		Week of: 12/2/19			
	Monday	Tuesday	Wednesday	Thursday	Friday
Small Group	<p>Activity</p> <p>Beach ball craft</p> <p>(C=X)</p>	<p>Activity</p> <p>Magic wand</p> <p>Reading pointers</p> <p>(C=P)</p>	<p>Activity</p> <p>Sponge painting</p> <p>(C=V)</p>	<p>Activity</p> <p>Rainbow</p> <p>putty paint</p> <p>(C=BB)</p>	<p>Activity</p> <p>Paper ball</p> <p>Jellyfish craft</p> <p>(C=X)</p>
	<p>Early</p> <p>Child uses art materials to build make discrete marks or to mold or flatten</p>	<p>Early</p> <p>Child reads a picture by labeling what he or she sees</p>	<p>Early</p> <p>Child lines up three or more objects one after another</p>	<p>Early</p> <p>Child uses the same word to name more than one object.</p>	<p>Early</p> <p>Child uses art materials to build make discrete marks or to mold or flatten</p>
	<p>Middle</p> <p>Child uses art materials notices an unintended result and says what it look like</p>	<p>Middle</p> <p>Child identifies what a common symbol represents</p>	<p>Middle</p> <p>Child recognizes copies or extends an existing simple pattern such as ABAB</p>	<p>Middle</p> <p>Child sorts or matches things and may identify things as being the same or different</p>	<p>Middle</p> <p>Child uses art materials notices an unintended result and says what it look like</p>
	<p>Later</p> <p>Child makes simple representations with a few details</p>	<p>Later</p> <p>Child reads two or more words.</p>	<p>Later</p> <p>Child creates a unique (not copied) simple pattern with at least three repeats.</p>	<p>Later</p> <p>Child sorts things based on one characteristic (attribute) and describes</p>	<p>Later</p> <p>Child makes simple representations with few details</p>

The reason:

Wonders of Wonders  
Preschool, Pre-K Lesson Plans

Teachers <i>Miss Melissa + Miss Taelor</i>		Week of <i>12/2/2019</i>			
	Monday	Tuesday	Wednesday	Thursday	Friday
Morning Meeting (songs, topics, new materials, etc. May repeat throughout week)	<ul style="list-style-type: none"> <li>• Who is here today? board </li> <li>• Read books about winter and Christmas </li> <li>• Practice songs for our Winter Concert </li> </ul>				
Large Group Activity	Roll a Ball activity	Bubble wrap stomp	The Sleeping Song	Relay races	The alligator game
Work time Additions Sensory	Colored rice with scoops, bowls + funnels				
Art (additional items added to this area)	bubble wrap paintings, self portrait drawings				
Dramatic Play	Hair salon				
Literacy Area (1 new activity a week)	letter sticker match				
Math/Science	<u>Math</u> : number scavenger hunt		<u>Science</u> : dinosaurs and magnifying glasses		
Special Events/Reminders					

Lesson plans are due Thursday  
Please include 4 COR items a week marked with a (C)

World of Orders  
Small Group Lesson Plans

Miss

Teacher: Melissa

Week of: 12/2/19

	Monday	Tuesday	Wednesday	Thursday	Friday
Small Group	<p>Activity</p> <p>Block pick-up with tongs</p> <p>C = J</p>	<p>Activity</p> <p>Alphabet monster game</p> <p>C = O</p>	<p>Activity</p> <p>cut and paste wrapping paper</p> <p>C = X</p>	<p>Activity</p> <p>make musical instruments (maracas)</p> <p>C = Y</p>	<p>Activity</p> <p>Cereal necklaces with partners</p> <p>C = F</p>
	<p>Early</p> <p>child fits materials together or puts them apart</p>	<p>Early</p> <p>child sings or says a letter</p>	<p>Early</p> <p>child uses art materials to build, make discrete marks or to mold/flatten</p>	<p>Early</p> <p>child requests a song using a word or gesture</p>	<p>Early</p> <p>child plays and works alongside other children</p>
	<p>Middle</p> <p>child uses his/her small muscles with moderate control</p>	<p>Middle</p> <p>child identifies a letter</p>	<p>Middle</p> <p>child uses art materials, notices an unintended result and says what it looks like</p>	<p>Middle</p> <p>child modifies his/her voice when singing parts of a song</p>	<p>Middle</p> <p>child makes a comment directly to another child</p>
	<p>Later</p> <p>child manipulates small objects with dexterity and precision</p>	<p>Later</p> <p>child identifies 10 or more letters</p>	<p>Later</p> <p>child makes simple representations with a few details</p>	<p>Later</p> <p>child explores the sound of a simple rhythm instrument in 3 or more ways</p>	<p>Later</p> <p>child shows a preference for one or more friends</p>



World of Wonders  
Small Group Lesson Plans

Teacher: Taylor B		Week of: 12/2			
	Monday X	Tuesday J	Wednesday C	Thursday V	Friday D
Small Group	Activity Fill in the lines of a picture using water colors	Activity Make paper Dandy canes using paper, glue, and scissors	Activity Read a book about winter/Christmas and then retell the story	Activity Use tangrams to make "ABABAB" and "ABCABC" type patterns	Activity Use flashcards that display emotions and name them + situations that make us feel that way.
	Early Child explores art materials	Early Child fits materials together or pulls them apart	Early Child returns to where something they want is located	Early Child lines up 3 or more objects one after another	Early Child names emotions
	Middle Child uses art materials to build, make discrete marks, or to mold or flatten	Middle Child uses their small muscles with moderate control	Middle Child says one thing they did soon after the event	Middle Child recognizes, copies, or extends an existing pattern	Middle Child explains the reason behind an emotion
	Later Child uses art materials, notices an unintended result, and says what it looks like	Later Child manipulates small objects with dexterity and precision	Later Child recalls 3 or more things they did or the details of something that happened	Later Child creates a unique simple pattern with at least 3 repeats	Later Child tries at first to control how they express emotions but then resort to physical expression

Week of Wonders  
Preschool, Pre-K Lesson Plans

Teachers <i>Ms. Katelyn, Ms. Angie</i>		Week of <i>12/2/2019</i>				
	<i>Monday</i>	<i>Tuesday</i>	<i>Wednesday</i>	<i>Thursday</i>	<i>Friday</i>	
Morning Meeting (songs, topics, new materials, etc. May repeat throughout week)	<i>Days of week Good morning Song Story Weather Calendar</i>					
Large Group Activity	<i>Graphing Our favorite Winter activity</i>	<i>Making A snowman with Cardboard</i>	<i>Making Slime</i>	<i>Put tape of a line on the ground ask yes or no questions only step if answer is yes.</i>	<i>Trace Capital + Lower Case letters on Big Paper.</i>	
Work time Additions						
Sensory	<i>Slime, Water, Sand,</i>					
Art (additional items added to this area)	<i>Paint Santa with a fork.</i>					
Dramatic Play	<i>Chef</i>					
Literacy Area (1 new activity a week)	<i>Letter transformers;</i>					
Math/Science	<i>Pop + Add Game</i>		<i>Bugs Magnifying glass</i>			
Special Events/Reminders						

Lesson plans are due Thursday  
Please include 4 COR items a week marked with a (C)

World & Orders  
Small Group Lesson Plans

Teacher: Ms. Angie Breazeale			Week of: Dec 2nd - 6th		
	Monday	Tuesday	Wednesday	Thursday	Friday
Small Group	Activity (J) Whole punching Christmas Trees and threading yarn through the holes.	Activity (T) Making Snowmen out of our Shapes.	Activity (P) Reading Our Small Picture page letter books.	Activity (R) Writing Our names in paint.	Activity (X) Painting a winter/snowy scene using cotton balls and white paint.
	Early (3) Child uses his/her small muscles.	Early (3) Child recognizes and names two-dimensional Shapes.	Early (3) Child identifies what a common symbol represents.	Early (3) Child writes discrete letter like forms.	Early (3) Child uses the art materials.
	Middle (4) Child manipulates small objects with dexterity and precision.	Middle (4) Child transforms Shapes.	Middle (4) Child reads two or more words.	Middle (4) Child writes five or more recognizable letters.	Middle (4) Child uses few details.
	Later (5) Child uses a tripod grasp.	Later (5) Child describes what makes a shape a shape.	Later (5) Child reads three or more words.	Later (5) Child combines letters to form words.	Later (5) Child uses many details.

World of Readers  
Small Group Lesson Plans

Teacher: Katelyn		Week of: 11-27-19			
	Monday	Tuesday	Wednesday	Thursday	Friday
Small Group	Activity (V) Christmas light pattern	Activity (J) Hole punching a mitten	Activity (D) Making a snow man with different emotions.	Activity (EE) Using a magnifying glass to look at bugs.	Activity (O) Making a Name Christmas Tree.
	Early (3) Child recognizes Copies, extends an existing simple pattern	Early (3) Uses small muscles with moderate Control	Early Explains reason behind an emotion.	Early (3) Uses tools to support play	Early (3) Child identifies a letter
	Middle (4) Creates unique simple pattern with at least 3 repeats.	Middle (4) Manipulates small objects with dexterity Precision	Middle Tries to Control emotions	Middle (4) Explains in a simple way how a tool works.	Middle (4) Identifies 10 or more letters.
	Later (5) Child creates his or her own complex.	Later (5) Makes tripod grasp to write or draw a letter numeral, closed shape.	Later Controls + expresses Emotion	Later (5) Explains in a simple way how a piece of technology works	Later (5) Child uses inventive Spelling

Sample  
School Aged Lesson Plans

Teachers Sarah Cook		Week of Dec 2 - Dec 6			
	Monday	Tuesday	Wednesday	Thursday	Friday
Morning Meeting	cup song practice	Cup song practice!			→
	Bus Jobs				
	Talk about the weekend/Holiday				
Large Group Activity	Freeze Tag		Red light Green light		Gym Hockey
Work time Additions (Art/Dramatic Play/Literacy Area/Other)	Art Winter themed coloring pages addition	Dramatic play Pretend to be a Librarian ☺	Writing write a poem to your parents	Sensory Hair Gel Ziploc bags w/ food coloring and googly eyes	
Special Events/Reminders					

This should be filled out each week. Only plan small groups on days when there is no school and children are attending all day.

World Connections  
Small Group Lesson Plans

Teacher: Sarah Cook		Week of: Dec 2 - Dec 6			
	Monday	Tuesday	Wednesday	Thursday	Friday
Small Group	Activity make hair gel Ziploc bags w/ food coloring!!	Activity	Activity Marble tracks one per table group	Activity	Activity Polar bear puppets ☺
	Early Students can work with the materials provided	Early	Early Students can work with the materials provided	Early	Early Students can work with the materials provided
	Middle Students can work with the materials and come up with their own ideas	Middle	Middle Students can work with the materials and come up with their own ideas	Middle	Middle Students can work with the materials and come up with their own ideas
	Later Students can work with the materials and add their own ideas more than what is asked for	Later	Later Students can work with the materials and add their own ideas more than what is asked for	Later	Later Students can work with the materials and add their own ideas more than what is asked for