











## Student/Parent/Guardian Tutorial Videos

Below are videos to assist students and parents/guardians as you navigate the technology needed for hybrid and remote learning. Click the link for the video you want to view. The tutorial videos are step by step directions for how to use each application. If you need further assistance call our technology department at 849-4206.

CHROME	DRIVE	SLIDES	SHEETS	DOC	DRAWING	CLASSROOM	JAMBOARD	MEET	SITES	KEEP	Remind
											
<a href="#">Copyright and Fair Use</a>	<a href="#">How to login to Google Drive</a>	<a href="#">Voice Typing</a>	<a href="#">Google Sheets for Beginners</a>	<a href="#">What is Google Docs?</a>	<a href="#">Google Drawing Tutorial for Students</a>	<a href="#">How to login to Google Classroom</a>	<a href="#">How to Add Background</a>	<a href="#">Access Google Meet through Google Classroom</a>	<a href="#">Add &amp; Organize Pages</a>	<a href="#">Everything You Can Do In Google Keep</a>	<a href="#">Getting Started with Remind for Parents</a>
<a href="#">How to add a Bookmark</a>	<a href="#">Upload to Drive</a>			<a href="#">Beginners Guide to Google Docs</a>	<a href="#">Google Drawing Tutorial</a>	<a href="#">Overview of Using Google Classroom</a>	<a href="#">How to Add Drive Files</a>	<a href="#">How to Join a Google Meet for Students</a>	<a href="#">Add a Banner</a>	<a href="#">Create a Note/List</a>	<a href="#">Remind Website with Additional Information</a>
<a href="#">Pin a Tab</a>						<a href="#">How to join a Class</a>	<a href="#">How to Draw Angles</a>		<a href="#">Add a Logo</a>	<a href="#">Add Images</a>	
						<a href="#">Access Google Meet through Google Classroom</a>	<a href="#">Overview of Jamboard</a>		<a href="#">Add Content</a>	<a href="#">Add Drawings</a>	
	<b>iPAD TUTORIAL</b>					<a href="#">Creating a Google Doc, Slide, Sheet or Drawing in Google Classroom</a>			<a href="#">Add Favicon</a>	<a href="#">Add Screenshots &amp; Websites</a>	
	<a href="#">Login to Drive</a>					<a href="#">Parent Guide - Communication</a>			<a href="#">Add Other Website's Content</a>		
						<a href="#">Parent Guide - Editing Assignments</a>			<a href="#">Buttons</a>		
						<a href="#">Parent Guide - Intro to Google Classroom</a>			<a href="#">Change URL</a>		
						<a href="#">Parent Guide - Navigation</a>			<a href="#">Collapsible Text Boxes</a>		
						<a href="#">Parent Guide - Parent Settings</a>			<a href="#">Create a Page</a>		
						<a href="#">Parent Guide - Student Settings</a>			<a href="#">Create a Subpage</a>		
						<a href="#">Parent Guide - Submitting Assignments</a>			<a href="#">Edit Images</a>		
						<a href="#">Parent Guide - To Do List</a>			<a href="#">Edit Sections</a>		
						<a href="#">Turning In Assignments</a>			<a href="#">Edit Text</a>		
						<a href="#">Unsubmit/Resubmit</a>			<a href="#">Headers &amp; Themes</a>		
									<a href="#">Image Carousel</a>		
									<a href="#">Name Your Site</a>		
									<a href="#">Preview Your Site</a>		
						<b>iPAD TUTORIAL</b>			<a href="#">Publish Your Site</a>		
						<a href="#">Login to Classroom</a>			<a href="#">Resize Content</a>		
						<a href="#">Join a Class</a>			<a href="#">Select Layout</a>		
									<a href="#">Share and Collaborate</a>		

