



USA Softball Mechanics Philosophy & Clarifications

Committee Members

Kathy Zifchock - UIC, NY

Steve McCown - UIC, Dallas

Darryl Brunson - Elite Umpire, Texas

Ron Adkins - UIC, GSJ

Chris Drumm - Deputy Territory Supervisor



USA

SOFTBALL TM

USA BLUE, THE BEST GETTING BETTER



Our Goals & Objectives

Consistency of LA UIC' s & umpires understanding of USA Softball philosophies and mechanics.

Prerequisite of good umpiring

Feedback at Local and National Championships

Review the updates in 2017 USA Softball Mechanics Manual

Improve our umpires

Participants have a better understanding of why & how USA Softball Mechanics are in place.



Game Time, Shine Time!



LINKS:



Topic 1: The Buttonhook (Inside/Outside Theory)

2016: "Buttonhook inside the diamond, pick up the ball and glance at runner.

2017; Pick up the ball and glance at the runner as you hustle inside the diamond to button hook at a minimum depth of 10-12 ft.

Reference Page 16, 46, 48 & more



Topic 1: The Buttonhook (Inside/Outside Theory)

Replace; Pick up the ball and glance at the runner as you hustle inside the diamond to button hook at a minimum depth of 10-12 ft.

Consistency

Improved angles/distances

See all elements throughout play

Allows BU's to be ahead of the play

Compensates for SP/FP player & umpires physical abilities

Reference Page 16, 46,48 & more



Topic 2: Secondary Position Movement Philosophy

Movement away from primary position to an area an umpire should attain to observe any subsequent play.

NOT automatic movement

Should have all elements to constitute movement



Topic 2: Secondary Position Movement Philosophy

Movement away from primary position to an area an umpire should attain to observe any subsequent play.

NOT automatic movement

Should have all elements to constitute movement

Umpires thinking, not going to an “X”

Allows umpires better angles/distance

Allows umpires to not miss/late in rotations (3 umpire system)

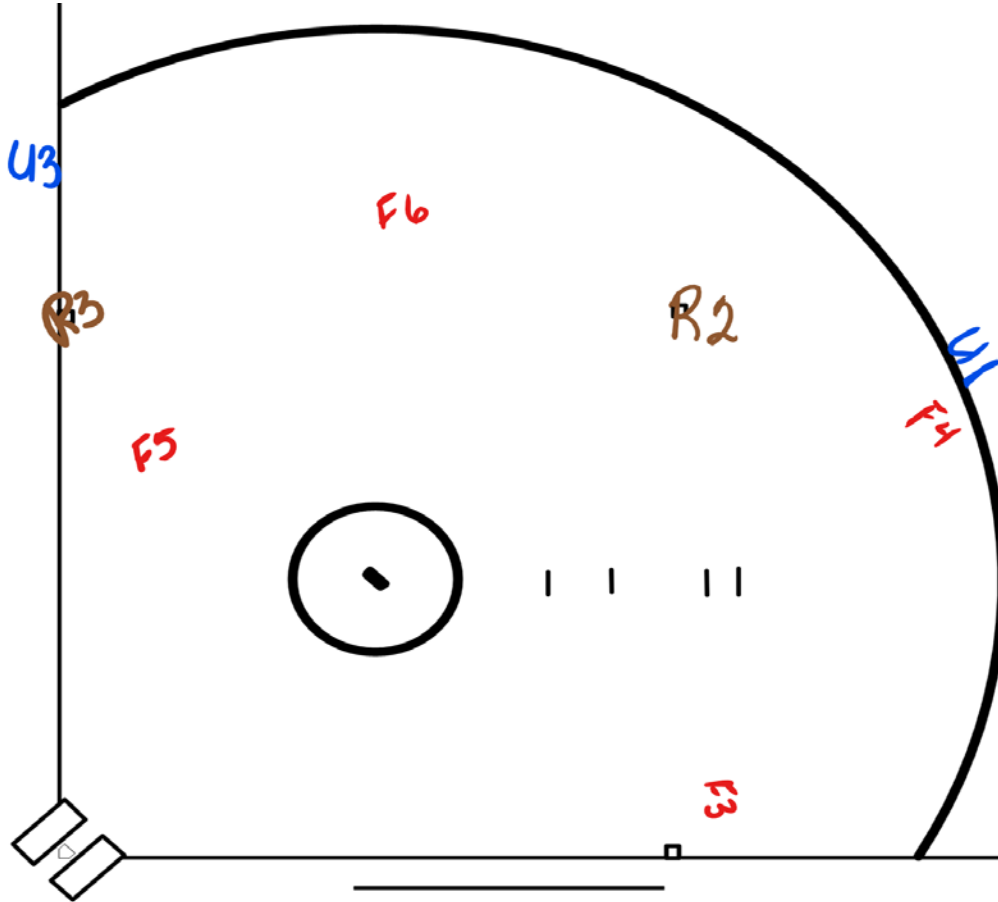
Topic 4: Starting Position for BU's

2016: “off the 3B or 2B side of short stop or second base, shading the lead runner”

2017; Shade the lead R, start behind of off the SS or Second baseman.

Topic 4: Starting Position for BU's

Shade the lead
R, start behind
of off the SS or
Second
baseman.





Topic 4: Starting Position for BU's

2017; Shade the lead R, start behind of off the SS or Second baseman.

No more "X"

Pre-Pitch

Improved angles & distances for plays/priorities



Topic 5: What does starting off the line (U3) mean in 3 umpire system?

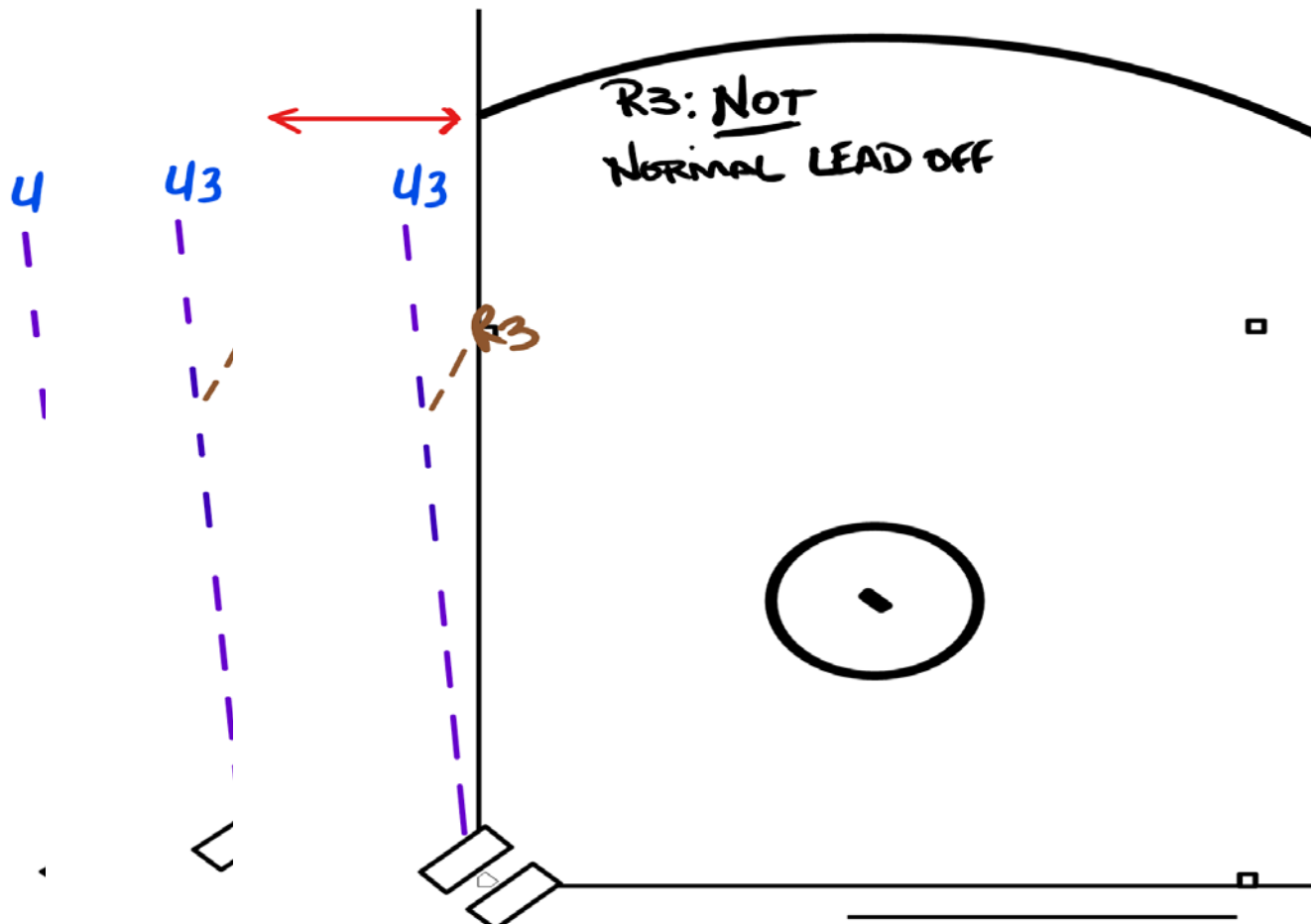
2017: The 3B Ump is 12-15 ft. beyond 3B, taking a position to gain an unobstructed view of the plate are slightly off the line in foul.

What is the main point (intent) of the starting position verbiage?

Reference Page 73, 76, 77 - 79



What does starting off the line (U3) mean?



Topic 5: What does starting off the line (U3) mean?

Starting Position: The 3B Ump is 12-15 ft. beyond 3B, taking a position to gain an unobstructed view of the plate are slightly off the line in foul.

Not an “X”

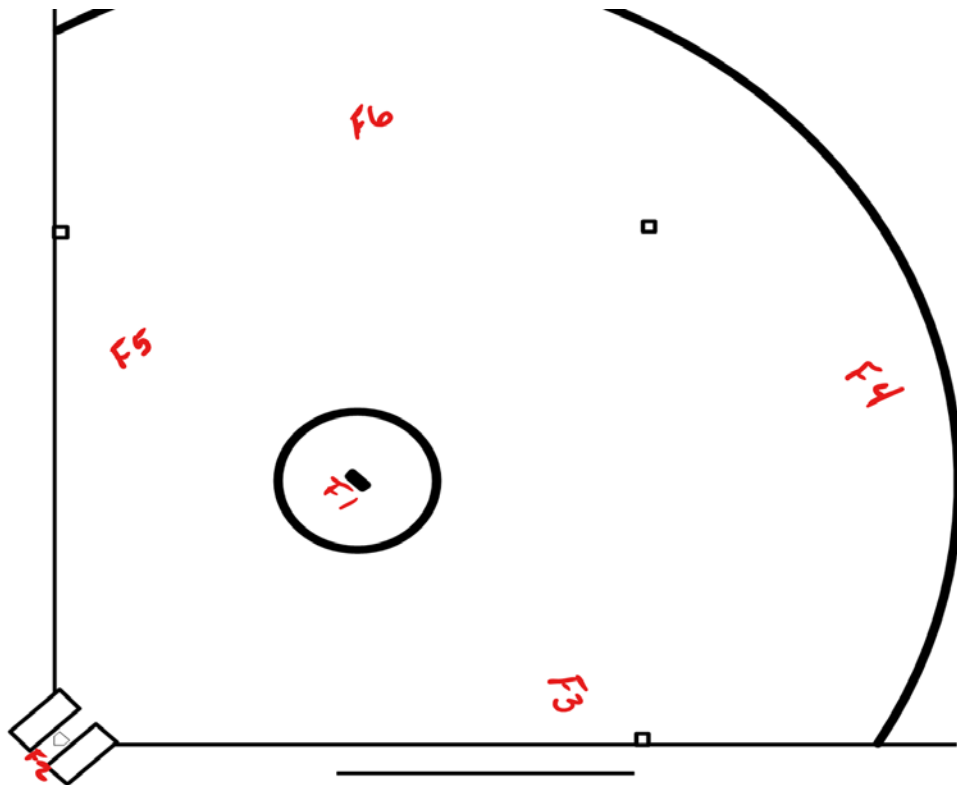
Unobstructed view

PPP, make adjustments



Topic 6: U3 movement in 3 Umpire System

BASES LOADED, GROUND BALL TO THE INFIELD:

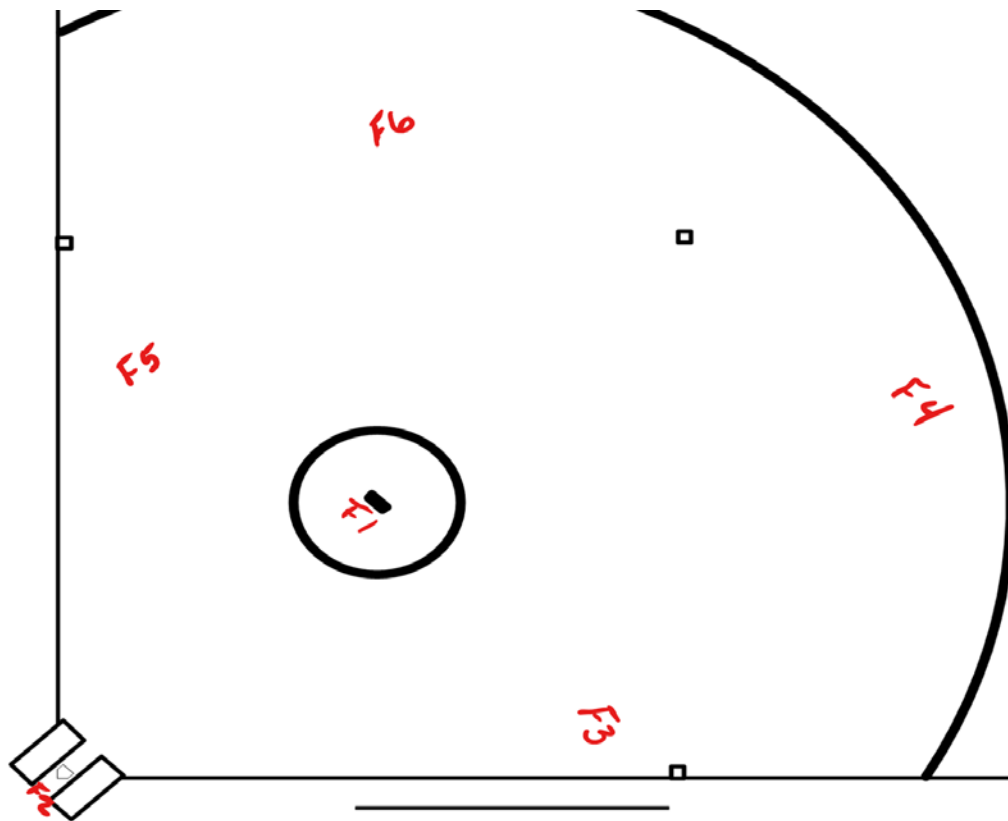


3B - Step into fair territory and read the play.



Topic 6: U3 movement in 3 Umpire System

BASES LOADED, GROUND BALL TO THE INFIELD:



PPP

Initial play (angles)

Thinking umpire

Reference Page 79



Topic 7: Going for Help Philosophy

1. Make the Call based on the information you have.

Why do we ask umpires to make a call even though they may not have the best/unobstructive view?

Consistency

Different umpire responsibilities

Proactive- teach how to get in better position to see.



Topic 8: “In the Slot”

Prior to going set in which they are behind the catcher, line up your ear closest to the catcher with the inside corner of the plate, outside the perimeter of the strike zone.

Additional parameter to
line up in correct slot

Not just about the lead
foot stepping in

Allows umpires to see the
strike zone unobstructed

Reference Page 34,35



Topic 9: Philosophy of chasing a line drive and a fly ball

This is philosophy of decision making.

Difference between line drive & fly-ball?

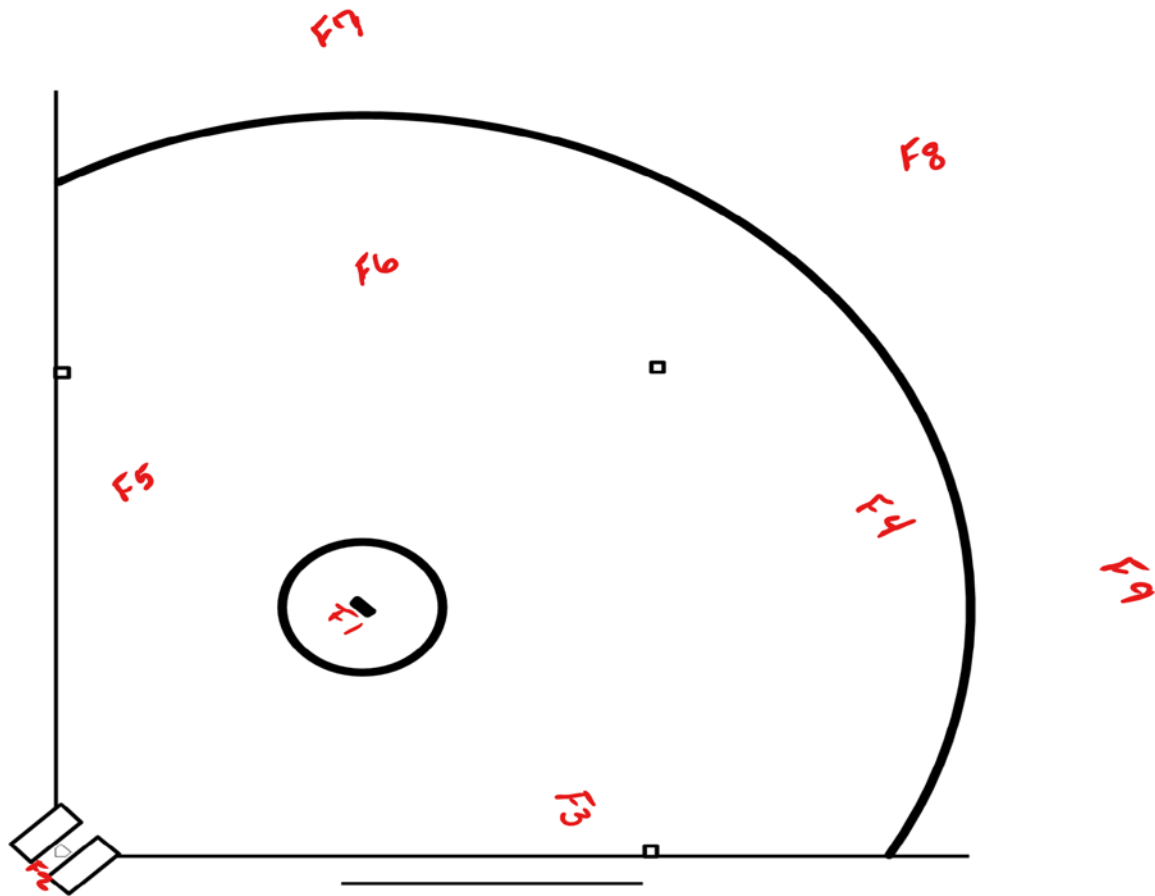
PPP

Thinking umpire

Fly-ball SP (5-6 outfielders)

Size of fields

Chasing Line Drive vs. Fly-Balls





Topic 10: PU Covering 3B (timing & movement)

2016: “position 10-12 ft from 3B at a 90 degree angle”

2017; As the lead runner approaches 2B, move toward 3B to first obtain the proper angle, then close your distance as the play develops working to get an unobstructed view of the play and obtain a final calling position of 10-12 ft from the play.



Topic 10: PU Covering 3B (timing & movement)

2016; As the lead runner approaches 2B, move toward 3B to first obtain the proper angle, then close your distance as the play develops working to get an unobstructed view of the play and obtain a final calling position of 10-12 ft from the play.

PPP

Angles/distance

Timing of PU movement

Thinking umpire

Improve knowledge of PU priorities



Topic 11: Utilizing holding zone on play at 3rd

2016: “move towards the holding zone in foul ground about $\frac{1}{3}$ the way to 3B”

2017: “move out from behind the plate towards the holding zone $\frac{1}{2}$ way to 3B in foul ground to an area where you have an unobstructed view of all four elements.



Topic 11: Utilizing holding zone on play at 3rd

2017: “move out from behind the plate towards the holding zone $\frac{1}{2}$ way to 3B in foul ground to an area where you have an unobstructed view of all four elements.

PPP

Improved movement up line

Improved view of priorities

Angles/distances



Topic 12: Tag up responsibility for PU at 3B

PU achieves the best angle and distance to have an unobstructed view of all four elements. PU's should first move off the line, then up the line. (If fair/foul is the priority, stay close to the line.)

PPP

Improve angles/distance

Allows PU's to see more of the field

Primary/secondary plays

Reference Page 16 & 66,



Topic 13: Runner on base, BU's placement of hands when in the “ Ready Position”

What is the main goal of the set position?

Comfortable position

Rise at end of pitch

Not locked, ready to move



Topic 14: What is the calling distance for a force play?

No closer than 18 feet, watching all four elements.

You may need to backup if the dynamics of the play dictate.

PPP

No "X"

Angles/distance

Adjustments (FP/SP)



Topic 15: Is the “No Interference” signal an approved USA Softball Signal?

We have an interference signal.

Reference Page 16, & Signals, None noted

Wrap-up



THANK YOU FOR
YOUR PARTICIPATION

