

2021 Feathered Star Class Schedule



WEDNESDAY	THURSDAY	FRIDAY	SATURDAY
Jan 20	Jan 21	Jan 22	Jan 23
Jan 27	Jan 28	Jan 29	Jan 30
Feb 3	Feb 4- Private Group	Feb 5- Fidget Quilts for Children and Adults	Feb 6- Bright Hopes
Feb 10	Feb 11	Feb 12	Feb 13- Creative Grids Cat's Cradle
Feb 17- Private Group	Feb 18	Feb 19- Modern Trees	Feb 20- Creative Grids Scrap Crazy
Feb 24	Feb 25	Feb 26	Feb 27
Mar 3	Mar 4- Private Group	Mar 5	Mar 6- T-Shirt Quilts with Sara Crow
Mar 10 Spring Break	Mar 11	Mar 12	Mar 13
Mar 17- Private Group	Mar 18	Mar 19-Modern Curves	Mar 20- Creative Grids 60 Degree Diamond & Mini Diamond Rulers
Mar 24	Mar 25	Mar 26	Mar 27- Creative Grids Log Cabin
Mar 31	Apr 1- Private Group	Apr 2- Good Friday	Apr 3
Apr 7	Apr 8	Apr 9	Apr 10- Creative Grids Square on Square
Apr 14	Apr 15	Apr 16- Modern Liberated Log Cabin	Apr 17- Concentric Squares
Apr 21- Private Group	Apr 22	Apr 23	Apr 24
Apr 28	Apr 29	Apr 30	May 1- Creative Grids 60 Degree Triangles
May 5	May 6- Private Group	May 7- Modern Dangles	May 8- Scrappy X
May 12	May 13	May 14	May 15
May 19- Private Group	May 20	May 21- In My Own Words	May 22- Creative Grids Kitty Cornered Ruler
May 26	May 27	May 28	May 29 End of school
June 2	June 3	June 4	June 5 Crumb Quilt
June 9	June 10- Private Group	June 11	June 12
		Stars Over Abilene Quilt show	
June 16	June 17	June 18- Modern Liberated Wonky Stars	June 19- Grid Stockings
June 23	June 24	June 25	June 26
Feathered Star 107 Oak PO Box 1388 Clyde, TX 79510 325-669-6867 Shaula Patton			

2021 Feathered Star Class Descriptions



Modern Fridays \$20 per class 10-2:00 (further descriptions follow)

Learn fun, free form techniques to add a modern flare to your quilting!

Feb 19- Modern Trees

Mar 19- Modern Curves

Apr 16- Modern Liberated Log Cabin

May 7- Modern Dangles

May 21- In My Own Words

June 18- Modern Liberated Wonky Stars

Scrappy Saturdays \$20 per class 10-2:00 (further descriptions follow)

Is using up your fabric stash on your New Year's Resolution list? These Scrappy quilt classes are for you! Each month we'll learn new how to make a new scrappy quilt (my favorites, I'm sure you've noticed!). Let me help you combine your fabrics to create beautiful quilts!

Feb 6- Bright Hopes

Apr 17- Concentric Squares

May 8- Scrappy X

June 5- Crumb Quilt

On the Grid Saturdays- Using Creative Grid Rulers- \$20 per class 10-2:00

(further descriptions follow)

Rulers can help your quilts look complex while actually making them much easier!

1. Feb 13- Cat's Cradle
2. Feb 20 - Scrap Crazy
3. Mar 20- 60 Degree Diamond & Mini Diamond
4. Mar 27- Log Cabin (Regular or Curvy)
5. Apr 10 Square on Square
6. May 1- 60 Degree Triangles
7. May 22- Kitty Cornered

Fidget and Memory Quilts- Friday, Feb 5 \$20 per class 10-2:00

Create a fidget quilt for a child or adult. An introduction to the many techniques to create textures and "things to do" blocks for a child's busy quilt. Purchase a Fidget Starter Kit or be prepared with your own kit.

Materials-

*Assorted 6 1/2" squares of fabrics including cotton and minkee

*9" square minkee and 9" square Texture Magic (or Fabric Magic)

*Assorted ribbons (these items are included in the Starter Kit available separately)

OR

Create a Memory quilt for an adult. A most sophisticated look incorporating a variety of textures and folded fabric techniques. You can include men's ties, bits of clothing, laces and buttons. Kits of textured fabrics will be available \$20. Kit includes zipper, minkee squares, texture magic, faux leather and other textured materials.

Materials-

*Assorted fabrics to create blocks- can include men's ties (washed), clothing

*Buttons- individual or sets of 3-5 matching

*Laces or trims

*Ribbons



Bright Hopes Saturday, Feb 6 \$20 per class 10-2:00

My anniversary quilt! This fun scrap quilt uses partial seams for construction.



Cat's Cradle Creative Grids- Saturday, Feb 13

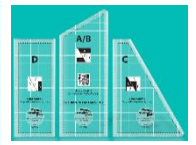
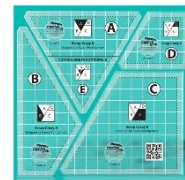
\$20 per class 10-2:00

An amazing ruler that lets you cut only rectangles to create a block of triangles! Bring fabrics with good contrast. I have made several variations of this amazing block! The ruler comes in two different sizes



Modern Trees Friday, Feb 19 \$20 per class 10-2:00

No paper piecing for these liberated trees and every one is unique! Bring 11" x 12" fabrics.



Scrap Crazy 6" or 8" Creative Grids Saturday, Feb 20

\$20 per class 10-2:00


Another great Creative Grids ruler set! Use them with scraps or coordinated fabrics to create beautiful quilts! We'll also take a peek at other uses for the templates.

Materials- Bring a variety of scraps! This can be assorted fabric scraps that will fit your Scrap Crazy template shapes, 6"x 44" strips of fabric, or Layer cakes!

T-Shirt Quilts with Sara Crow Saturday, Mar 6

\$30 per class 10-2:00

Sara has made well over 100 T-Shirt quilts. Let her help you get started making that special graduation or memory quilt. Bring 4 T-shirts to class.



Modern Curvy Piecing- Friday, Mar 19 \$20 per class 10-2:00

Learn to create a modern quilt using free form curves!

Materials-

Sets of three fabrics 8" square for the bright version. I used batik, black and white, and large floral. Fabrics can be repeated.

For the landscape version I used sets of 3 fabrics 8" square





60 Degree Diamond Creative Grids- Saturday, Mar 20

\$20 per class 10-2:00

Learn the tricks to create concentric diamonds with accuracy using the 60 Degree Diamond or 60 Degree Diamond Mini ruler. We will also look at several other pattern that utilize this ruler.



Log Cabin (Regular or Curvy) Creative Grids- Saturday, Mar 27

\$20 per class 10-2:00

Let Creative Grids Log Cabin rulers help you create these traditional blocks. The rulers come in 4", 6" and 8" in both original and curvy blocks.



Square on Square Creative Grids- Saturday, April 10


\$20 per class 10-2:00

These Creative Grids rulers let you create these nested squares with accurate points. The rulers come in two different sizes- 6" and 8".

Modern Liberated Log Cabin- Friday, April 16

\$20 per class 10-2:00

Feeling like a free spirit?! These liberated blocks are fun to make! They can be set together or separated for with negative space.

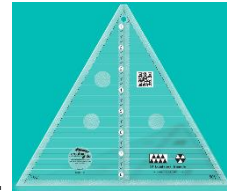


Concentric Squares- Saturday, April 17

\$20 per class 10-2:00

Begin with 2 1/2" x 2 1/2" center squares. These can be fussy cut if you desire. The variations are endless- brights, 30's, theme fabrics, color sets! A fun way to focus on fun fabrics and use up your smaller stash fabrics!





60 Degree Triangles Creative Grids- Saturday, May 1

\$20 per class 10-2:00

Modern Dangles- Friday, May 1 \$20 per class 10-2:00

Stretch your creativity to create a unique wall hanging! You will learn to create a variety of Dangles and assembly methods, then embellish with beads and baubles. Lots of fun with this creative class! (inspired by Dianne Hire quilts)



Scrappy X- Scrappy Saturday, May 8

\$20 per class 10-2:00

One of my favorite go to patterns for using small scraps!

Go completely random with colors or choose a specific color pallet.

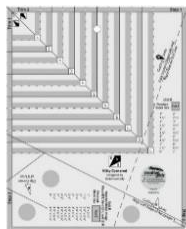

Materials- Bring four 8 1/2" squares muslin and lots of scraps!



In My Own Words Friday, May 21

\$20 per class 10-2:00

I love personalizing a quilt with letters and words! Bring your scraps and 1 yard background fabric and join in the fun.



Kitty Cornered Ruler Creative Grids-

Saturday, May 22 \$20 per class 10-2:00



Make eleven different sizes of the Kitty Cornered block two at a time! Cut the odd angles with the tool, then trim them down to size after sewing. Fast, easy and accurate!

Crumb Quilt Saturday, June 5 \$20 per class 10-2:00

The ultimate scrap user quilt! Fun to make and even more fun to explore them after the quilt is finished! Bring a bag of scraps and fabric strings.

You can color coordinate, or anything goes!



Modern Liberated Wonky Stars- Friday, June 18

\$20 per class 10-2:00

Create stars that sparkle with personality using a liberated technique! Bring 1 yard background fabric and assorted scraps in the colors of your choice.



Grid Stockings- Friday, June 19

\$20 per class 10-2:00

Create stockings using 1 1/2" Watercolor Grid interfacing. A variety of layouts will be charted on your handout. Amaze your family with perfect corners and intricate designs that are not difficult to create.

Materials- *1 yard 1 1/2' Watercolor Grid interfacing per stocking

*1 1/2" squares fabric (do NOT cut these generously!)

***To schedule a class-** Call the shop at 325 893-4699, email me at shaulap@featheredstarquilt.com , or send me a Facebook message on the Feathered Star page! You need to pay in advance to reserve your spot in the class.

If you would like to schedule a class on a different date, gather 2-3 friends and we'll set a date. Shaula Patton

