

All Aboard!

*CBK Needlepoint
Stitch Guide*



Laura Megroz LM-PL 24

All Aboard Fiber List & Guide

Silk Lame-

SL 13- 3 Cards

Alpaca-

AL 64

Planet Earth

097 Cloud, 004 Red Hot, 159 Calypso, 023 Burnt Toast, 189 Vapor, 021 Sauna

Pearl-

#3, 931- Skeins

Silk & Ivory

#176 Chili

Please do not feel constrained by the stitches or fibers used. Use scraps when possible for the smaller areas and/or use your favorites when possible. This stitch guide is only one person's suggestion. There is no right or wrong way to stitch your canvas.

#1. Border

Silk & Ivory #176

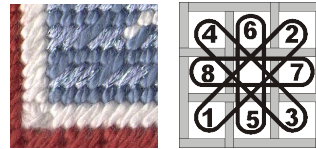
Start from ends. Compensate in the center with Basketweave. Two rows slanted Gobelin over 3, 6 stitches tall and wide.



#2. White Border

Planet Earth 097 Cloud 1ply

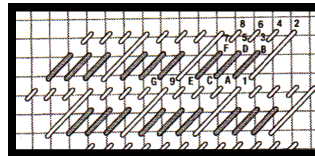
Stitch - Slanted Gobelin, Smyrna Cross in Corners



#3. Water

Pearl #3 Color 931 1ply, Silk Lame SL13 1ply

Stitch - Water 24, Stitch Landscape



#4. Boat

Planet Earth- 021 Sauna 1ply, 189 Vapor 1ply, 023 Burnt Toast, 097 Cloud, 004 Red Hot


Stitch -

Side- Slanted Gobelin over 2

End to make it look like 2in. slats of wood.

Inside boat- Basket Weave

Bottom- Mosaic



#5. Flags

Planet Earth- Cloud 097, Red Hot 044, Calypso 159

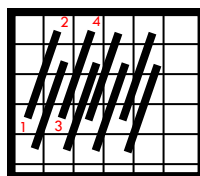
Stitch - Tent

#6. Dogs

Alpaca AL64 1ply

Stitch - Interlocking over 3

Use leftover metallic for collars



#7. Birds

Planet Earth, Cloud 097

Stitch - Tent

Interlocking over 3