

Distributed by:

**WATER CONTROLS**  
& PUMP SYSTEMS  
808-876-0132  
www.watercontrols.com

## THE HIGH PERFORMER WITH ADVANCED CONTROL OPTION

Setting the standard for 25 years, the WaterMax Series provides a complete line of self-enclosed pumping systems for commercial landscape irrigation. Watertronics' proprietary control software combines with VFD technology to provide highly efficient, precision pumping in a durable, compact design.

### PRECISE PRESSURE REGULATION

WaterMax 5000 Pumping Systems are pre-fabricated, self-contained and incorporate the latest VFD technology to provide smooth, accurate, surge-free and energy efficient performance at varying flow rates. Whether your water source is a lake, pond, or a boosted city supply, the 5000 can provide the water and constant pressure desired up to 400 GPM or 140 PSI.

### ADVANCED MONITORING AND CONTROLS OPTION

The 5000 control platform options include an industrial grade Programmable Logic Controller with a digital operator interface or a highly intuitive color touchscreen. Take your controls to the next level with Watervision 6 remote monitoring technology and access your pump station from any web-enabled device, anytime.

### BUILT TO WITHSTAND THE TEST OF TIME AND TOUGH CONDITIONS

A multi-step coating system of metal preparation, rust-inhibitive baked epoxy primecoat and a two-part UV-resistant baked polyurethane finish produces a long-lasting, durable, and rust-free product.

### DYNAMIC FACTORY TESTING

Every WaterMax system is fully performance tested at field conditions prior to shipment to ensure your pump will perform exactly as promised. All WaterMax Products carry a 1 year limited warranty against defects in materials and workmanship.



- WaterMax 5000 can be customized to exactly meet your requirements through a broad range of options
- Energy-efficient VFD system provides a surge-free soft start
- Pump Service Network (PSN) provides nationwide technical service for installation, start-up, user training and maintenance

- 
- For suction lift, boost or flooded intake applications
  - Flows up to 400 GPM
  - Motor range: 3 to 30 HP
  - Voltage options 208/3 phase - 240/1 phase - 240/3 phase - 480/3 phase
- 

[www.watertronics.com](http://www.watertronics.com)

**262.367.5000 | 800-356-6686**

## STANDARD FEATURES AND BENEFITS

- NEMA 4 service rated main disconnect
- U.L. listed control panel
- Microprocessor based software controls to maintain constant pressure at variable flow
- Multi-line operator interface display
- Alarms: Low pressure shutdown  
High pressure shutdown  
VFD fault shutdown  
High pump temperature shutdown  
Motor overload shutdown  
Phase loss (3 phase only)
- Lightning surge protection
- VFD pressure regulation with surge-free soft starting
- Pressure drop starting
- Stainless steel pressure transducer
- Flow sensor
- Pump construction features include a bronze impeller and a cast iron volute with back pullout design
- Discharge isolation valve
- Priming port for suction lift application
- Positive prime assembly on lift application
- Foot valve for lift application
- Engineered, forced air cooled, 14 gauge steel enclosure with lockable lid
- Powder coat or baked polyurethane industrial finish on enclosure & base
- Industrial grade pipe coating system
- Performance run tested prior to shipment
- Full flow bypass line with three isolation valves on booster models

## AVAILABLE OPTIONS

- Suction & Discharge drop pipes
- Floating intake suction pipe assembly with foot valve
- Stainless steel or marine-grade aluminum enclosure
- Medium Green or Sandstone color options
- Dead-front service disconnect panel
- Across the line (XL) by-pass contactor
- Thermostatically controlled enclosure heater
- 24 volt controller start (up to 3 additional)
- Flow start (booster application only)
- Vandal resistant red alarm light
- Internal sound dampening insulation
- In-line filters & strainers
- Back flow preventer
- VirtualVision III color touchscreen interface with STN display and memory card
- Watervision 6 remote monitoring software
- Programmable setpoint lake level control
- Electronic Butterfly Valve (EBV) back up pressure regulation in case of VFD failure
- Hydraulic valve pressure regulation in lieu of VFD
- Submersible turbine pumps
- Stainless steel fasteners

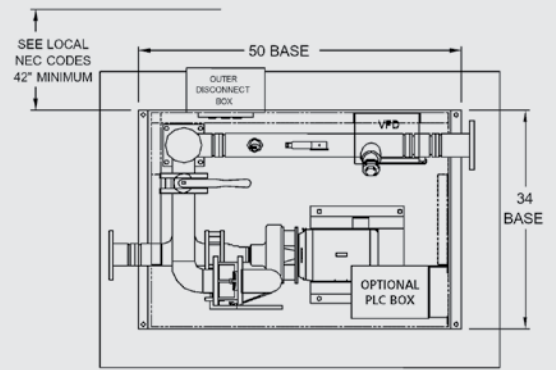


**Lean, Clean and Green.** Lindsay Corporation is committed to developing environmental awareness and implementing sustainable practices to reduce the use of and protect energy, water, and all other resources.



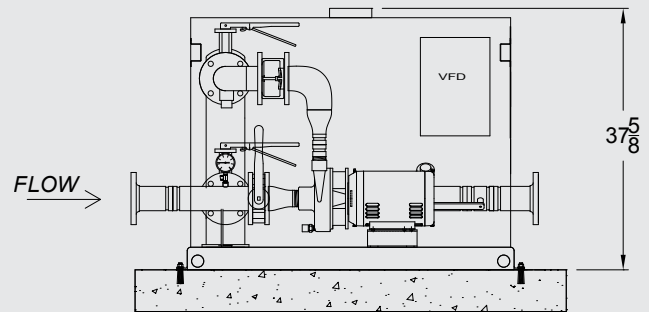
© 2013 Lindsay. All rights reserved. Watertronics and FieldNET are registered trademarks of the Lindsay Corporation. NFPA 70® and National Electric Code® are registered trademarks of NFPA.

WA PRODUCT BRO 2013-6



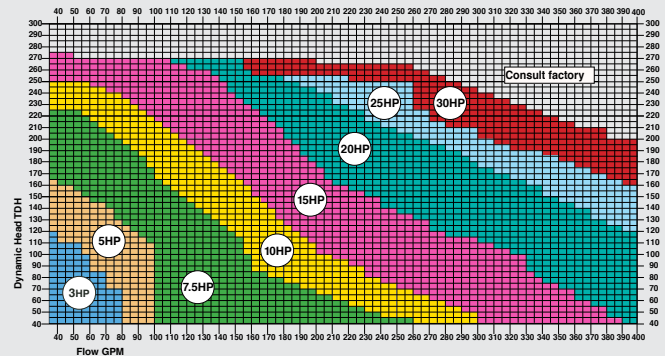
TOP VIEW

37-5/8" enclosure height on 5 to 15 HP models  
46-5/8" enclosure height on 20 to 30 HP models



SIDE VIEW

## 5000 PUMP STATION PERFORMANCE CHART



Performance indicated includes 4 PSI station losses



1-800-356-6686 • www.watertronics.com  
INT'L (+1) 262-367-5000