


 **HOWARD**[®]

MODEL HR 8 ROTAVATOR[®]

**Tillage Widths of 30", 40", 50" & 55"
... for Tractors from 12 H.P. to 35 H.P.**

The HR 8 is ruggedly built for the professional nurseryman, landscaper, fruit or vegetable grower—yet it's economically priced for the home gardener and hobby farmer. And loaded with features for dependable performance. Slip clutch protection, standard. Accurate depth and tilth control. Plus superior engineering. Compare the HR 8 ROTAVATOR with any other tiller. For quality, features and price, your best value is Howard.



MODEL HR 8 ROTAVATOR

VERSATILITY IN ONE TOUGH MACHINE

On the job or at your home, the Model HR 8 ROTAVATOR is designed for every tillage task. It tills perfect seedbeds for gardens, lawns or flower beds. It tills perfect seedbeds for gardens, lawns or flower beds. It mixes in fertilizer and residues to improve soil structure and boost yields. It controls weeds near shrubs, berry bushes and trees . . . and can prepare a site for a patio or walkway.



IT'S MODERN SOIL MANAGEMENT

The ROTAVATOR loosens your soil while keeping the rich topsoil where you need it—on top! At the same time, it chops and blends crop residues into the seedbed to build humus and improve soil structure. The soil is kept open to air and nutrients so seedbeds warm up quicker, seeds germinate earlier.

WORKS FOR YOU AND WITH YOUR TRACTOR



The HR 8 ROTAVATOR does in a single pass what pull-type

tools take multiple trips to accomplish. The rotating blades work with your tractor, not against it. They actually help propel it forward.

You also get tillage control that other tools can't offer. The standard twin skids or optional front wheels let you work at a precise depth; the trailing shield can be set to control soil tilth. And the HR 8's compact size lets you maneuver around plants in confined areas.

COMPARE HOWARD WITH OUR COMPETITION

The HR 8 ROTAVATOR has standard features that some tillers supply as extra-cost options. Howard's drive line, for example, is slip clutch protected—not shear pin. Our hitch brackets are adjustable for center or offset mounting. And our rotor carries six rugged blades per flange for greater tillage performance. Compare Howard quality, features and price with our competition. You'll see why a ROTAVATOR is your best tiller value.



MANY MODELS TO CHOOSE FROM

Howard manufactures a full line of ROTAVATORS for all crops and every tillage need. Choose models from 30 inches to 240 inches wide for 12 H.P. to 250 H.P. tractors. Contact your local Howard dealer or write direct for complete details.

SPECIFICATIONS

Tillage Widths: 30", 40", 50" & 55"

Power Range: For tractors from 12 to 35 H.P. with 540 rpm PTO.

Linkage: Category I, 3-point hitch.

Tillage Depth: Adjustable to 7" via twin skids standard or twin front wheels optional.

Rotor Speed: 196 rpm at 540 rpm PTO.

Machine Weight: 30" - 316 lbs., 40" - 352 lbs., 50" - 402 lbs., 55" - 420 lbs.

DEALER



Howard Rotavator Company, Inc.
A Member of the Howard Group

102 Howard Ave., P.O. Box 7, Muscoda, Wisconsin 53573 (608) 739-3106
Branch in Sacramento, California 95821 (916) 483-2777

HOWARD®
PARAPLOW®
ROTASPIKE®
ROTAVATOR®
SELECTATILTH®
TURF-QUAKER®
are registered trademarks of HOWARD ROTAVATOR COMPANY.

