


How to upload your “Member Spotlight” story and photos:

1. Open web browser and go to www.tricitycorvetteclub.com
2. Click Here



The screenshot shows the homepage of the Tri-City Corvette Club website. At the top left is a photo of a white Corvette with the text "Tri-City Corvette Club". To the right is an "Odometer" graphic showing "07107". A navigation menu includes "HOME", "ABOUT", "MEMBERSHIP", "EVENTS", "STORE", "MEMBER SPOTLIGHT", "PHOTOS/VIDEOS", and "SPONSORS". Below the menu are several sections: "PRESIDENT" and "AMBASSADOR" with photos of club members; a large photo of people at a pool; a "NEWSLETTER" section with a thumbnail of a newsletter; and a row of four buttons: "ABOUT" (with the club logo), "MEMBERSHIP" (with a photo of a group), "NCM" (with the National Corvette Museum logo), and "MEMBER SPOTLIGHT" (with a photo of a car's side mirror). A red arrow points from the "Click Here" instruction to the "MEMBER SPOTLIGHT" button. Below this row are sections for "RECENT POSTS" and "CLUB MEETING".

Tri-City Corvette Club

Odometer: 07107

HOME ABOUT MEMBERSHIP EVENTS STORE

MEMBER SPOTLIGHT PHOTOS/VIDEOS SPONSORS

PRESIDENT

AMBASSADOR

NEWSLETTER

ABOUT

MEMBERSHIP

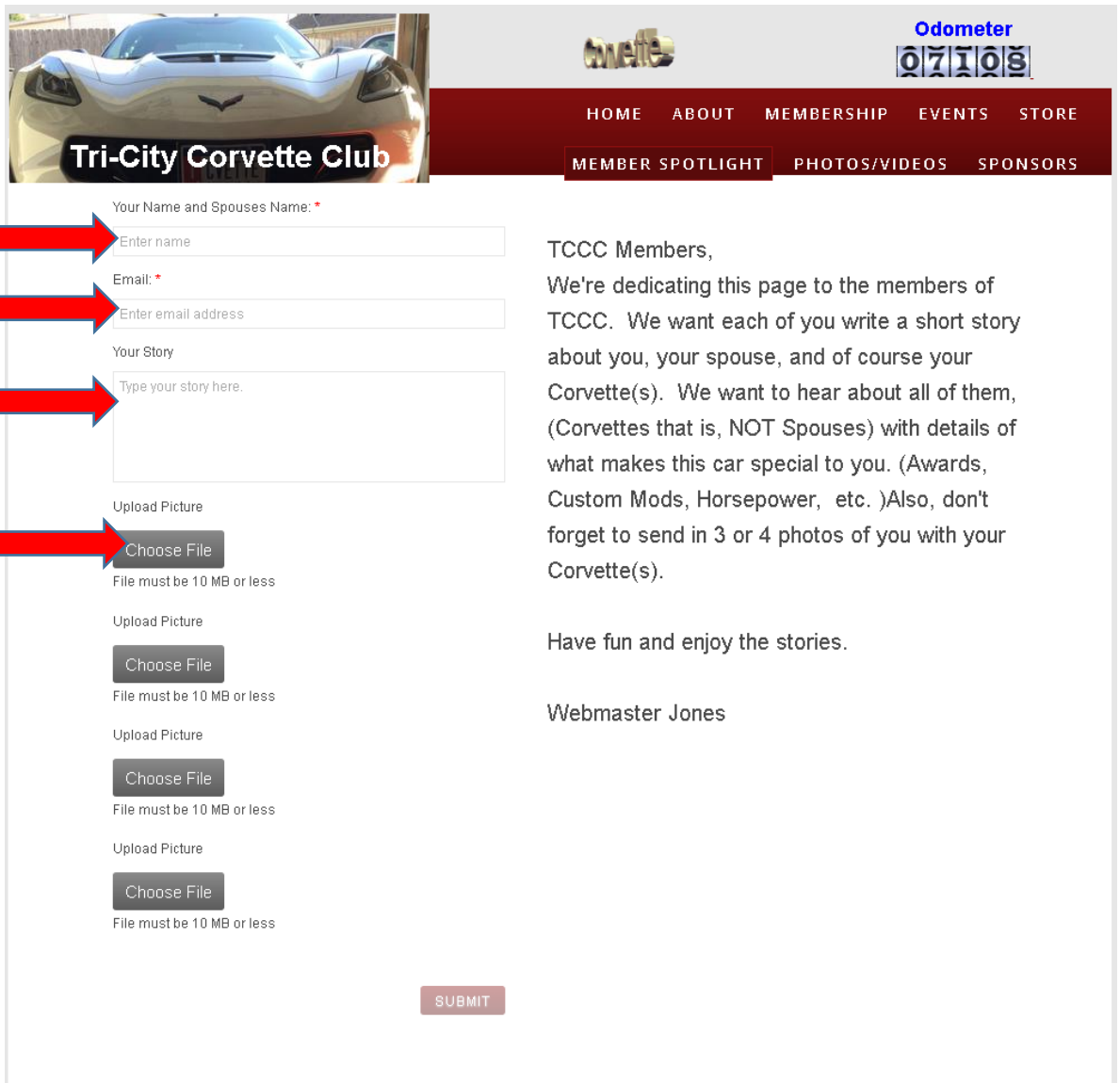
NCM

MEMBER SPOTLIGHT

RECENT POSTS

CLUB MEETING
First Tuesday of each Month

3. Enter you name, spouse's name in the top box
4. Enter your email address in the second box
5. Type your story, as long or as short as you like, in the third box.
6. Click on "Choose File".



The screenshot shows the website header for the Tri-City Corvette Club. The header includes a navigation menu with links for HOME, ABOUT, MEMBERSHIP, EVENTS, STORE, MEMBER SPOTLIGHT, PHOTOS/VIDEOS, and SPONSORS. Below the navigation menu is a form for submitting a membership story. The form consists of four main sections: 1. A text input field for "Your Name and Spouses Name:" with a red asterisk, indicated by a red arrow and the number 3. 2. A text input field for "Email:" with a red asterisk, indicated by a red arrow and the number 4. 3. A text area for "Your Story" with the placeholder text "Type your story here.", indicated by a red arrow and the number 5. 4. A file upload section for "Upload Picture" with a "Choose File" button, indicated by a red arrow and the number 6. Below this section are three identical "Upload Picture" sections, each with a "Choose File" button and the text "File must be 10 MB or less". At the bottom of the form is a "SUBMIT" button.

Tri-City Corvette Club

HOME ABOUT MEMBERSHIP EVENTS STORE

MEMBER SPOTLIGHT PHOTOS/VIDEOS SPONSORS

Your Name and Spouses Name: *

Enter name

Email: *

Enter email address

Your Story

Type your story here.

Upload Picture

Choose File

File must be 10 MB or less

Upload Picture

Choose File

File must be 10 MB or less

Upload Picture

Choose File

File must be 10 MB or less

Upload Picture

Choose File

File must be 10 MB or less

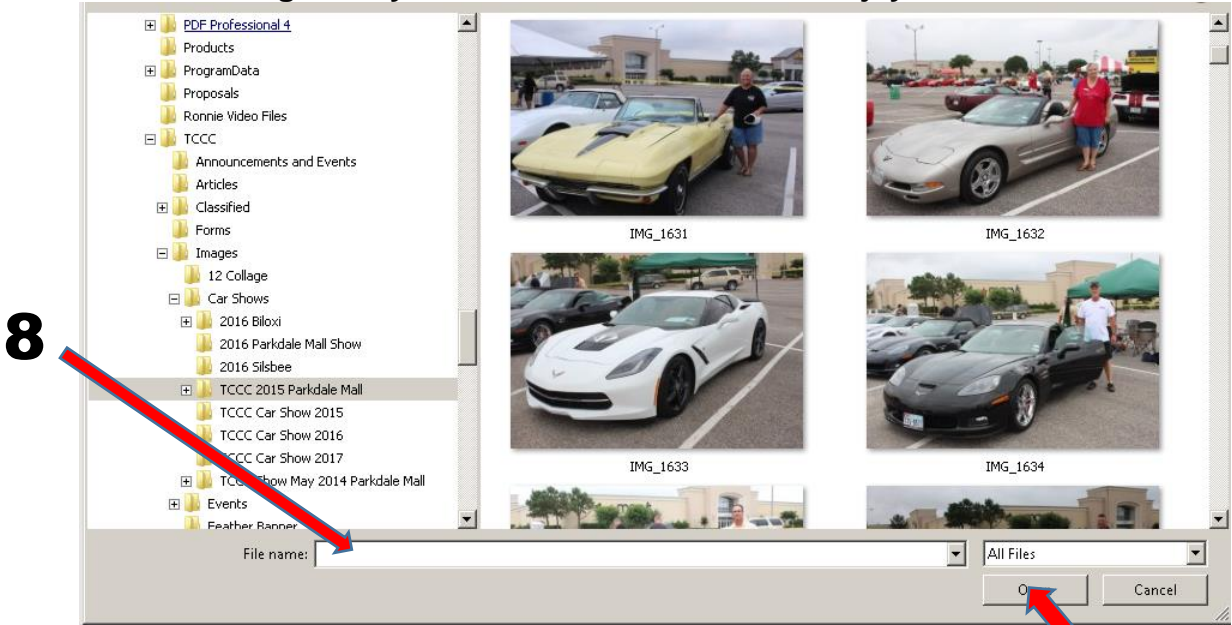
SUBMIT

TCCC Members,
We're dedicating this page to the members of TCCC. We want each of you write a short story about you, your spouse, and of course your Corvette(s). We want to hear about all of them, (Corvettes that is, NOT Spouses) with details of what makes this car special to you. (Awards, Custom Mods, Horsepower, etc.) Also, don't forget to send in 3 or 4 photos of you with your Corvette(s).

Have fun and enjoy the stories.

Webmaster Jones

7. Scroll through all your photographs, and select that one fantastic beautiful image that you want the entire world to enjoy.

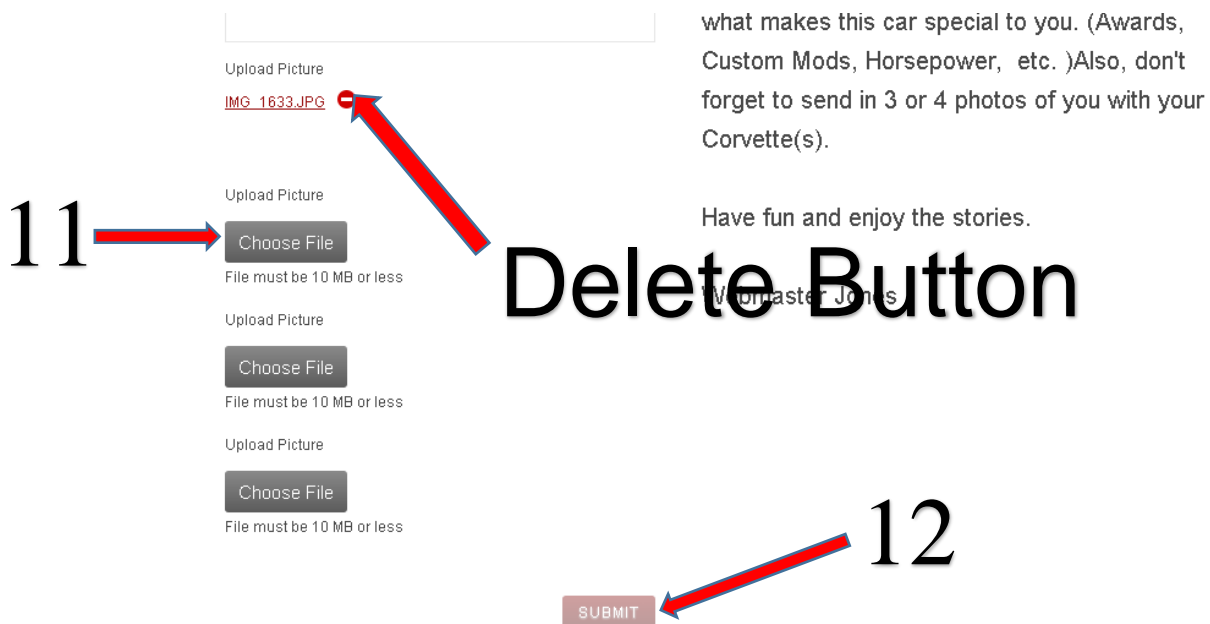


8. The name of this photo will miraculously appear in the “File Name” box. So far so good.

9

9. Click on the “Open” button and let your computer do its thing.

10. After your computer is done uploading, it should look like the picture below. Clicking on the red minus button will delete the photo, so don't touch it unless you selected a wrong file.



what makes this car special to you. (Awards, Custom Mods, Horsepower, etc.) Also, don't forget to send in 3 or 4 photos of you with your Corvette(s).

Have fun and enjoy the stories.

W. J. Jones

11. Skip down to the next available “Choose File” button, and repeat steps 6 through 9. You can stop after one, or choose all four photos. If you have more you want to put on display, email me at rjones@architect-aia.com and I will tell you how to send more photos.

12. After all of the photos have been selected, click on the red “Submit” button.

In no time at all, your fantastic photo and terrific story will magically appear on our website. Come on, don't be scared.....give it a try.



Mike and Willa White



Pat and Dele Francis



Ronnie and Cindy Jones



Glenn and Andrea Johnson



John and Mona Berry



Mike Whitehouse and Bonnie McLaughlin




Jimmy and Brenda Prejean




Johnny Powers




Charlie and Linda Buteaud



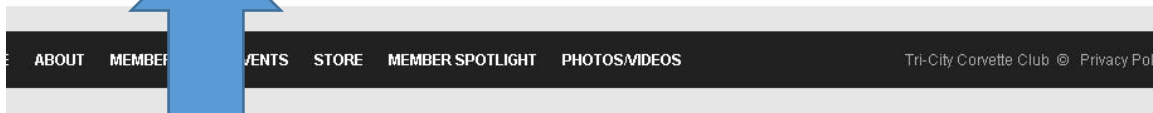
Member Spotlight



Member Spotlight



Member Spotlight



Tri-City Corvette Club © Privacy Policy

This spot has been reserved
for YOU!