

MADE IN THE U.S.A.



CCRR-0163 complies with IBC, IRC, and FBC

Welcome Home

Home is the foundation that supports the rest of everything in life.






You cherish your home and embrace your family and friends. You work hard to create a place you can spend quality time enjoying your life's journey.

Westbury Aluminum Railing adds a level of beauty, distinction, and lasting value to your home. By selecting the color that fits your home, you are adding beauty. By selecting the design that fits your lifestyle, you are adding distinction. By selecting one of our virtually maintenance-free aluminum railing systems, you are adding lasting value.














We welcome you home with Westbury Aluminum Railing.



Welcome Home

Westbury® Aluminum Railing

CONTENTS

	Tuscan Series	5
	Montego Series	7
	Riviera	9
	Riviera "R"	10
	Riviera I	11
	Riviera II	13
	Riviera III	14
	Riviera IV	15
	Veranda	17
	Accessories	18
	Colors	19
	Powder Coating	19
	Aluminum Continuous Handrail . . .	20

*TESTING RESULTS

CCRR-0163 complies with IBC, IRC, and FBC. The following Westbury Railing Products are included in CCRR-0163; C10, C30, C30R, C31, C32, C33, C34, C70 and 2-1/2" Power Post.

Note: Please check with local code authorities for requirements.

A Style: Tuscan
Color: Bronze Fine Texture

B Style: Montego
Color: Black Fine Texture

C Style: Riviera
Color: Bronze Fine Texture

D Style: Veranda
Color: Satin Black


E Style: Montego (Special 3-Rail)
Color: Satin Black





Style C10*

From the stylish top rail to the classic bottom rail to the ideal 3/4" square spindles, Style C10 compliments the most distinguished decks and patios.



Style C101

If you prefer a more open viewing area with the classic look of spindles, Style C101 does just that. The 3/4" round spindles leave an airy feeling while maintaining the security of an enclosed railing.

A Style: C101
Color: Black Fine
Texture


B Style: C10
Color: Bronze
Fine Texture

C Style: C10
Color: Bronze
Fine Texture

D Style: C10
With Stair
Crossover
Posts
Color: Bronze
Fine Texture

*CCRR-0163 complies with IBC, IRC, and FBC

Tuscany



C10*


C101

SPECIFICATIONS

- Railing Heights: 36", 42"
- Railing Lengths: 3', 4', 5', 6', 7', 8'
- Stair Rail Lengths: 3', 4', 5', 6', 7', 8'
- C10 Spindle: 3/4" x 3/4" x (.053" wall)
- C101 Spindle: 3/4" Round (.060" wall)
- Spindle Spacing: 3.875"
- Stylish Top Rail: 1-3/4" w (.090") x 1-3/8" t (.085")
- Bottom Rail: 1-3/4" w (.090") x 1-1/4" t (.120")
- Vinyl Insert Baluster Retainer (Top and Bottom Rails)
- Bottom Rail Support: 7', 8'

NOTE: Spindle end spacing may vary by length.

All sections do not come out even on each end as shown above.





Top Rail Profile



Bottom Rail Profile

A stylish 1-3/4" x 1-3/8" top rail combined with the 1-3/4" x 1-1/4" classic bottom rail creates a streamlined design sure to appeal to those with a touch of class.



E Style: C10 With Level Crossover Post
Color: Satin Black

F Style: C10 With Level Crossover Post
Color: Satin Black

G Style: C101 With Level Crossover Post
Color: Satin Black

*CCRR-0163 complies with IBC, IRC, and FBC



A Style: Montego (Special 3-Rail)
Color: Satin Black

B Style: Montego (Special 3-Rail)
Color: Satin Black

C Style: Montego
Color: Satin Black

Montego

Style C20

The Montego Series creates an eye-catching design with the curved lines of the architectural balusters and a definitive 2-rail design. You'll want to roll out the red carpet for these luxurious designs.



C20

SPECIFICATIONS

- Railing Heights: 36", 42"
- Railing Lengths: 3', 4', 5', 6', 7', 8'
- Stair Rail Lengths: 3', 4', 5', 6', 7', 8'
- Architectural Baluster: 3/4" x 3/4" x (.053" wall)
- Architectural Baluster Spacing: 3.875"
- Stylish Top Rail: 1-3/4" w (.090") x 1-3/8" t (.085")
- Bottom Rail: 1-3/4" w (.090") x 1-1/4" t (.120")
- Vinyl Insert Baluster Retainer (Top and Bottom Rails)
- Bottom Rail Support: 7', 8'

NOTE: Baluster end spacing may vary by length.

All sections do not come out even on each end as shown above.



Top Rail Profile



Bottom Rail Profile

The eye-catching shapes of the rails compliment the contour of the architectural baluster.



D Style: Montego (Special 3 Rail)
Color: Satin Black





Style C30*

With the open top space and 3/4" spindles filling in the bottom area, Style C30 adds a rich presence to your outdoor living space.



Style C301

For a unique look to fit your personality, Style C301 opens your view by utilizing 3/4" round spindles.



A Style: C30
With Level
Crossover Post
Color: Satin Black


B Style: C30
Color: Satin Black

Note: 7' & 8' Section Center Picket
Between Mid and Top Rail

C Style: C30
Color: Bronze
Fine Texture

D Style: C30
Color: Satin Black

*CCRR-0163 complies with IBC, IRC, and FBC



C30*

C301

SPECIFICATIONS

- Railing Heights: 36", 42"
- Railing Lengths: 3', 4', 5', 6', 7', 8'
- Stair Rail Lengths: 3', 4', 5', 6', 7', 8'
- C30 Spindle: 3/4" x 3/4" x (.053" wall)
- C301 Spindle: 3/4" Round (.060" wall)
- Spindle Spacing: 3.875"
- Stylish Top Rail: 1-3/4" w (.090") x 1-3/8" t (.085")
- Mid Rail: 1-3/4" w (.070") x 1-1/4" t (.070")
- Bottom Rail: 1-3/4" w (.090") x 1-1/4" t (.120")
- Vinyl Insert Baluster Retainer (Top, Mid and Bottom Rails)
- Bottom Rail Support: 5', 6', 7', 8'

NOTE: Spindle end spacing may vary by length.

All sections do not come out even on each end as shown above.

7' & 8' sections have center support between top and mid rail.

All radius sections have mid rail support.



Top Rail Profile




Mid Rail Profile




Bottom Rail Profile


A sleek designed top rail and the esthetically shaped mid and bottom rails create a harmonious appearance.



F



E



G

E Style: C30
Color: Bronze
Fine Texture

F Style: C30 With Stair
Crossover Posts and
Special 3-Rail Architectural
Balusters Color: Satin Black


G Style: C30
Color: Bronze Fine Texture

*CCRR-0163 complies with IBC, IRC, and FBC

Riviera "R"

Styles C30R* & C301R

Adding rings to the 3-rail design gives it a sophisticated appearance. With an option of Style C30R 3/4" square or Style C301R 3/4" round spindles, you can create your own design to fit your lifestyle.



C30R*

C301R

SPECIFICATIONS

- Railing Heights: 36", 42"
- Railing Lengths: 3', 4', 5', 6', 7', 8'
- Stair Rail Lengths: 3', 4', 5', 6', 7', 8'
- C30R Spindle: 3/4" x 3/4" x (.053" wall)
- C301R Spindle: 3/4" Round (.060" wall)
- Spindle Spacing: 3.875"
- Stylish Top Rail: 1-3/4" w (.090") x 1-3/8" t (.085")
- Mid Rail: 1-3/4" w (.070") x 1-1/4" t (.070")
- Bottom Rail: 1-3/4" w (.090") x 1-1/4" t (.120")
- Vinyl Insert Baluster Retainer (Top, Mid and Bottom Rails)
- Bottom Rail Support: 5', 6', 7', 8'

NOTE: Spindle end spacing may vary by length.

All sections do not come out even on each end as shown above.



A Style: C30R
Color: Gloss White

B Style: C301R
Color: Black Fine Texture




Top Rail Profile




Mid Rail Profile



Bottom Rail Profile



*CCRR-0163 complies with IBC, IRC, and FBC



C31*


C311

SPECIFICATIONS


- Railing Heights: 36", 42"
- Railing Lengths: 3', 4', 5', 6', 7', 8'
- Stair Rail Lengths: 3', 4', 5', 6', 7', 8'
- C31 Spindle: 3/4" x 3/4" x (.053" wall)
- C311 Spindle: 3/4" Round (.060" wall)
- Spindle Spacing: 3.875"
- Stylish Top Rail: 1-3/4" w (.090") x 1-3/8" t (.085")
- Mid Rail: 1-3/4" w (.070") x 1-1/4" t (.070")
- Bottom Rail: 1-3/4" w (.090") x 1-1/4" t (.120")
- Vinyl Insert Baluster Retainer (Top, Mid and Bottom Rails)
- Bottom Rail Support: 5', 6', 7', 8'

NOTE: Spindle end spacing may vary by length.

All sections do not come out even on each end as shown above.



Top Rail Profile



Mid Rail Profile



Bottom Rail Profile

Riviera I

Styles C31* & C311

You can create a high quality appearance with the designs of Style C31 or C311. Style C31 utilized a 3-rail design including 3/4" square spindles while Style C311 is comprised of the 3-rail design along with 3/4" round spindles.



A Style: C31
Color: Gloss White

*CCRR-0163 complies with IBC, IRC, and FBC



Style C32*

The unparalleled design of Style C32 is created by the stylish top rail, classic mid and bottom rails, and 3/4" square spindles.

Style C321

Another option is the smooth feel of Style C321 created by 3/4" round spindles

A Style: C32
Color: Bronze
Fine Texture


B Style: C32
Color: Bronze Fine
Texture

C Style: C321
Color: Speckled
Walnut



*CCRR-0163 complies with IBC, IRC, and FBC

Riviera II



Styles C32* & C321


The Riviera II Series embraces a proud statement by taking the ordinary to the extraordinary. The look and feel of every other spindle in the top section compliments the full spindles below.

SPECIFICATIONS

- Railing Heights: 36", 42"
- Railing Lengths: 3', 4', 5', 6', 7', 8'
- Stair Rail Lengths: 3', 4', 5', 6', 7', 8'
- C32 Spindle: 3/4" x 3/4" x (.053" wall)
- C321 Spindle: 3/4" Round (.060" wall)
- Spindle Spacing: 3.875"
- Stylish Top Rail: 1-3/4" w (.090") x 1-3/8" t (.085")
- Mid Rail: 1-3/4" w (.070") x 1-1/4" t (.070")
- Bottom Rail: 1-3/4" w (.090") x 1-1/4" t (.120")
- Vinyl Insert Baluster Retainer (Top, Mid and Bottom Rails)
- Bottom Rail Support: 5', 6', 7', 8'

NOTE: Spindle end spacing may vary by length.


All sections do not come out even on each end as shown above.



Top Rail Profile



Mid Rail Profile



Bottom Rail Profile




D Style: C32
Color: Glass White

*CCRR-0163 complies with IBC, IRC, and FBC

Riviera III

Styles C33* & C331

Riviera III Series encompasses the 3-rail design with a unique top design. This design places every third spindle in the top section while the bottom section contains spindles within the entire section. Style C33 is created with 3/4" square spindles. Style C331 captures a different feel with 3/4" round spindles.



C33*

C331

SPECIFICATIONS

- Railing Heights: 36", 42"
- Railing Lengths: 3', 4', 5', 6', 7', 8'
- Stair Rail Lengths: 3', 4', 5', 6', 7', 8'
- C33 Spindle: 3/4" x 3/4" x (.053" wall)
- C331 Spindle: 3/4" Round (.060" wall)
- Spindle Spacing: 3.875"
- Stylish Top Rail: 1-3/4" w (.090") x 1-3/8" t (.085")
- Mid Rail: 1-3/4" w (.070") x 1-1/4" t (.070")
- Bottom Rail: 1-3/4" w (.090") x 1-1/4" t (.120")
- Vinyl Insert Baluster Retainer (Top, Mid and Bottom Rails)
- Bottom Rail Support: 5', 6', 7', 8'

NOTE: Spindle end spacing may vary by length.

All sections do not come out even on each end as shown above.



Top Rail Profile



Mid Rail Profile



Bottom Rail Profile




A Style: C33
Color: Satin Black

B Style: C33
Color: Satin Black



*CCRR-0163 complies with IBC, IRC, and FBC


Riviera IV




SPECIFICATIONS

- Railing Heights: 36", 42"
- Railing Lengths: 3', 4', 5', 6', 7', 8'
- Stair Rail Lengths: 3', 4', 5', 6', 7', 8'
- C34 Spindle: 3/4" x 3/4" x (.053" wall)
- C341 Spindle: 3/4" Round (.060" wall)
- Spindle Spacing: 3.875"
- Stylish Top Rail: 1-3/4" w (.090") x 1-3/8" t (.085")
- Mid Rail: 1-3/4" w (.070") x 1-1/4" t (.070")
- Bottom Rail: 1-3/4" w (.090") x 1-1/4" t (.120")
- Vinyl Insert Baluster Retainer (Top, Mid and Bottom Rails)
- Bottom Rail Support: 5', 6', 7', 8'

NOTE: Spindle end spacing may vary by length.
All sections do not come out even on each end as shown above.



Top Rail Profile



Mid Rail Profile




Bottom Rail Profile



C Style: C34
Color: Satin Black

D Style: C34
Color: Satin Black


*CCRR-0163 complies with IBC, IRC, and FBC



- A Style: C70
Color: Satin Black
- B Style: C70
Color: Chocolate
- C Style: C70
Color: Chocolate



Veranda




SPECIFICATIONS

- Railing Heights: 36", 42"
- Railing Lengths: 3', 4', 5', 6'
- Stair Rail Lengths: All Stair Rails are Custom Ordered
- Glass Panel: 1/4" Tempered Glass
- Glass Panel Colors: Clear, Bronze, Grey
- Stylish Top Rail: 1-3/4" w (.085") x 1-3/8" t (.085")
- Bottom Rail: 1-3/4" w (.085") x 1-1/4" t (.085")
- EPDM Gasket: Top and Bottom Rails

NOTE: Glass end spacing may vary if rails are cut down.
All sections do not come out even on each end as shown above.



Top Rail Profile




Top Rail Profile



Bottom Rail Profile

The stylish top rail and classic bottom rail securely hold glass panels in place.



D Style: C70 With Level and Corner Crossover Posts
Color: Speckled Walnut

E Style: C70 With Level and Corner Crossover Posts
Color: Speckled Walnut


*CCRR-0163 complies with IBC, IRC, and FBC

Accessories

Brackets, Posts, Welded Corner, Caps, Flairs

The finishing touch to your masterpiece... accessories. A variety of post sizes and wall thickness add strength, standard brackets combined with swivel mounts solving many unique scenarios, an option of post caps for a variety of looks finished off by the convenience of 2-piece and 1-piece post flairs create the Westbury Aluminum Railing accessories.


Posts



2" Post (.090" wall)



2-1/2" Power Post*
(.125" wall)




4" & 6" Deco Post

Accessories




2", 2-1/2" Post Flair (2-piece)



4" Post Flair (2-piece),
6" Post Flair (1-piece)




Welded Corner



Flat Cap (2", 2-1/2", 4", 6")



Ball Cap (2", 2-1/2", 4")



Rail Support


Crossovers



Corner Crossover Post




Stair Crossover Post



Level Crossover Post

Brackets



Wall & Angle Swivel Mounts



Stair Mounts



Stair Swivel Mounts



Top and Bottom Double Swivel Stair Mount

Satin Black

Black Fine Texture

Ninety Bronze

Bronze Fine Texture

Gloss Beige

Gloss White

White Fine Texture

Clay

Speckled Walnut

Sandy Shore

Chocolate

Silver

Colors

Standard Colors & Custom Colors

A variety of standard colors combined with the option of custom colors to compliment your home. From satin colors to textured colors to multi-colors, the possibilities are endless.

Note: 15% Upcharge for Silver with a minimum order.


Powder Coating



Verified AAMA 2604-05
Compliant Powder Coating

AAMA 2604 & AAMA 2605

Westbury Aluminum Railing powder coating is an uncompromising quality created by state-of-the-art technology. This is the highest quality powder coating on the market with a lifetime-limited warranty giving you peace of mind in your investment.



A Style: C10
Color: Black Fine Texture
With Level Crossover Post

*TESTING RESULTS

CCRR-0163 complies with IBC, IRC, and FBC. The following Westbury Railing Products are included in CCRR-0163; C10, C30, C30R, C31, C32, C33, C34, C70 and 2-1/2" Power Post.

Note: Please check with local code authorities for requirements.

CHR

Continuous Handrail

ALUMINUM

Aluminum Continuous Handrail

ADA Compliant Handrail


The Continuous Handrail is ADA compliant. It has a variety of rail lengths and accessories to complete this system.



Collar Ring
(to cover splice)



Inside Corner Mount
(attaches to post)



Wall Mount

ADA COMPLIANT RAILING SYSTEM INCLUDES:

- 1-3/8" Aluminum Rail (8', 10', 16') (1-1/2" w/collar)
- 1/8" Collar Ring (to cover splice)
- Strong Internal Connector
- Continuous 180° Handrail Return
- Tapered 1-piece Wall Return
- Beveled Internal End Cap
- Verified AAMA 2604-05 Compliant Powder Coating
- Available in all the standard and custom colors shown on page 19
- Lifetime Limited Warranty
- Virtually Maintenance Free



90° Welded Elbow
(Aluminum)



1 3/8" Handrail
(Aluminum)



Internal Connector
(aluminum)



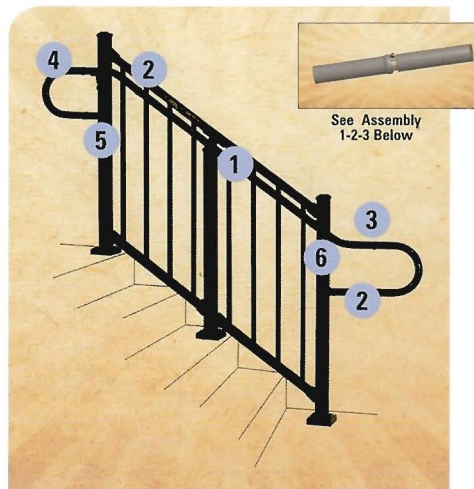
1/8" Collar Rings
(to cover splice)



Handrail Return
(180° Elbow)



Wall Return



See Assembly
1-2-3 Below



Handrail Elbows
(5°, 31°, 34° and 36° Elbows)



Handrail Elbow
(90° Elbow)



Inside Corner Mount
(attaches to post)



Internal End Cap



Wall Mount



www.westburyrailing.com



Made in the U.S.A.

We have tried to make this catalog comprehensive and factual. We reserve the right to discontinue at any time, without notice, colors, materials, equipment and availability. Since some information may have been updated since the time of printing, we are not responsible for typographical or pictorial errors. Materials shown may vary slightly from actual colors. ©Digger Specialties 2012 SP 10/12 99519