

**Small Town**

**Throw Down**

**Lake County Fair**

**FAIR PREMIUM HANDBOOK**

**AUGUST 16-19, 2018**

[www.thelakecountyfair.com](http://www.thelakecountyfair.com)

# Table of Contents

## WELCOME TO THE 109th EXPOSITION OF THE LAKE COUNTY FAIR!

The Lake County Fair is an institution that belongs to the people of Lake County and the Lake Superior School District. It is a vital part of many community functions including goodwill, entertainment, education and progress. The County Fair should be considered an important part of the progressive movements in the County Fair Community.

The many exhibits at the Fair relate to Agriculture, Industry, Home Economics, Resources, Business, Organization, School, 4-H and other youth programs. These exhibits are evidence of the many talents of our community members and the amount of time involved in exhibit preparation.

A County Fair is something to be proud of so let us all strive for constant improvement, active participation, and a continued dedicated effort in making this a symbol of value and benefit to our Community for now and for the future.

Schedule of Events	5-7
Lake County Agricultural Society Board	9
Exhibit Directions	10
Coloring Contest	11
Exhibitors Rules & Fair Theme	12
Digital Arts Explanation of Lots	13
Division A Fine Arts	14
Division B Home Arts	15-17
Division C Kids & Seniors	18
Division D Agriculture	19-20
Division E Horticulture	20
Division F Flowers	21
Division G Culinary	22
Division H Canning & Food Preservatives	23
Division I Collections & J Booths	24
Division K Livestock	25-27
Division L Rabbits	28
Division M Poultry	28
Advertisements/Contests	29-30
Sponsorship/Donation form	31
Entry Sheets	32-33

# **Lake County Fair**

## **Amateur Talent Contest**

**Thursday August 16**  
**6 pm**  
**Commercial Building Stage**

### **Divisions:**

**Preteen** Division (12 yr. and under)

**Teen** Division (13-18 yr. old)

**Open** Division (any age)

\*In cases where the act consists of a group of people, choose the division that is appropriate for the majority of the group members.

\*Accompanists, when not part of the act, may be any age.

### **Prizes:**

**First Place:**\$50 Cash,  
opportunity to perform the MN State Fair

**Second Place:** \$30 Cash

**Third Place:** \$20 Cash

Official Rules and Application Form Available on our website [www.thelakecountyfair.com](http://www.thelakecountyfair.com) or by contacting Rachel Bailey 218-269-4159

Sponsored By:

# 29th Annual Pie Contest and Auction



*Lake County Fair's*

## 29th ANNUAL PIE CONTEST Saturday August 18

**NO milk-based/custard pies or whipped topping,  
NO multiple flavored pies accepted or allowed**

If above described pies are left behind, they will **NOT** be judged, ribboned or prized --  
but they will get auctioned!!

**\*\*One pie entry per category\*\***

Pies baked in an 8" or 9" Aluminum pie pan

Entries accepted from 2-3:30pm, Any pies entered after judging begins  
will not be judged, but will be auctioned. Judging at 4pm

Auction will immediately follow

ALL Pies left become property of LCAgS/Fair Board

ALL Pies will be Auctioned off

**Auction proceeds go to support KID'S DAY!**

### **Categories (NO mixed varieties)**

Apple

Peach

Blueberry

Cherry

Variety of the year : Raspberry

1st- \$20, 2nd \$15 & 3rd \$10

GRAND CHAMPION - Takes home \$25

**Sponsored by:**

# Schedule of Events

## Small Town Throw Down Lake County Fair

### Tentative Schedule

**\*Subject to Change without Notice\***

### Monday August 13

2 pm to 6 pm 4-H Non-Livestock Project Judging

### Tuesday August 14

5:00-8:00 Open Class Entries accepted Division A-J



### Wednesday, August 15

9 am-2 pm Open Class Entries Division A- J  
4 pm Open Class Judging Begins  
5 pm—10 pm Commercial Booth set-up begins  
6 pm Animals/Livestock Entries Accepted – K-M

### Thursday, August 16– Senior Citizen & Veteran Appreciation Day

8 am Fair Grounds Open – Gate Fees Apply  
8 am Barns and Open Class Buildings Open  
9 am Flag Raising Ceremony  
10:00 am 4-H & Open Class Rabbit Judging  
(Open Class Judging will follow 4-H Judging)  
10 am – 10 pm Commercial Booths manned  
12 pm 4-H Club Exhibit Judging  
12 pm to 1:30 Cartooning & Drawing Workshop with Dian & Pete Wagner  
12-3 pm Strolling Musician Paul Imholte  
12:30 pm Senior Luncheon (rear of Commercial Bldg)  
Senior Citizen of the Year announced.  
2 pm Doug Ohman-Bringing MN History to Life  
3 pm 4-H & Open Class Livestock Judging  
3:30-7:30 pm Free! Funny! Not Ugly Kartoan Caricatures by Dian & Pete Wagner  
4 pm Doug Ohman-Bringing MN History to Life  
4 pm Two Harbors Public Library Activity and Story Time  
5 pm Paul Imholte (Commercial Stage)  
6 pm Amateur Talent Contest (Commercial Stage)  
7 pm 3k Dirty Dash  
9 pm Daily Prize Drawing  
11 pm Carnival and Fair closes for the night



## Friday, August 17- Kid's Day

8 am	Grounds Open – Gate Fees Apply
10 am	4-H Poultry Judging
	<b>Open Class Judging will follow 4-H Judging</b>
10 am – 10.00 pm	Commercial Booths Manned
11-12:30	Cartooning & Drawing Workshop
11:30 am	Doug Ohman-Bringing MN History to Life
12 pm	Midway Opens
1 pm	Coloring Contest Registration (Fair Information Booth) (Sponsored by H&R Block Two Harbors & Silver Bay)
2 pm	Coloring Contest Judging
1 pm	4-H Pet Show
1:30 pm	Two Harbors Public Library Activity and Story Time
2-6 pm	FREE. Funny! Not Ugly! Kartoon Caricatures by Dian & Pete Wagner
3 pm	Balloon Artistry by Mandana
4 pm	4-H Ambies Kids Activity
4 pm	RRSC Barrel Run Registration
5 pm	RRSC Barrel Run Exhibitions Begin
5:30 pm	Kids games begin (Family Area) (Sponsored by The Lake Bank & Harbor Insurance)
6 pm	Renegade Riders Barrel Run
6:30 pm	Kid's Drawings (Fair Information Booth)
8:00 pm	Family Friendly Movie-Build your own Ice Cream Sundae Bar Daily Prize Drawings following movie (Commercial Stage)
11 pm	Midway closes for night Fair Closes for the night-See You Tomorrow!



## Saturday, August 18– 4-H Day

7 am	Fair Grounds Open – Gate Fees Apply
9 am	4-H Horse Show
10 am - 10 pm	Commercial Booths manned
11 am—1 pm	Balloon Artistry by Mandana
12 pm	Midway Opens
2-3 pm	Registration for Annual Pie Contest (Fair Information Booth)
4 pm	28th Annual Pie Contest Judging Sponsored By: Pie Auction following Pie Judging. <b>All proceeds support Kid's Day</b>
6 pm	Watermelon Eating Contest Registration (Fair Info Booth)
6:30 pm	Watermelon Eating Contest (Commercial Building)
8 pm-12 am	<i>Press Camp Band (Commercial Stage)</i>
11 pm	Daily Prize Drawing & Midway closes for night
12 am	Fair Closes for the night-See You Tomorrow!



## Sunday, August 19 – Family Day

7 am	Grounds Open—Gate Fees Apply
9 am	Open Horse Play Day Proceeds to Support Lake County 4-H Horse
10 am – 6 pm	Commercial Booths manned
11 am	Truck Mud Run Registration <b>TENTATIVE</b>
12 pm	Midway Opens (Wristband Specials)
1 pm	Mud Run Begins <b>TENTATIVE</b>
3 pm	Family Day Contest Registration (Fair Information Booth)
3 pm	Chicken Auction –Proceeds to support North Shore 4-H Club
5 pm	Contests – Hay bale toss, Frying pan toss (Arena) Blind-folded Lawn mower race (Arena)
6 pm	Commercial Booth contest winner announced (Must be present to win) Herdsmanship Award winner announced (Commercial Stage)
6:30 pm	4-H, Open Class & Commercial exhibits released Taking down of Flag
7 pm	Midway Carnival closes and fair closes <b>SEE YOU NEXT YEAR!!!!</b>

## Daily Events

Todd Armstrong Shows (Check with Midway for Wristband Specials)  
 4-H Kitchen (Klinker Cleveland Exhibit Hall)  
 Beverage Garden by Carmody 61  
 Live Entertainment  
 Daily Prize Drawings (Commercial Stage)  
 Food Vendors and Commercial Exhibits



## GENERAL INFORMATION

### GATES OPEN:

Ticket Office will be open to visitors  
8:00 a.m. each day of the Fair,  
unless stated otherwise in the schedule of events.

### ADMISSION:

6 yrs. old and up: \$5.00, tax included.  
65 yrs. and Older and Military \$3.00, tax included

All passes non-transferrable. No refunds will be  
issued for any gate admission paid, for any reason.

### \*All scheduled events and times are subject to change

Exhibits will be accepted from residents of the state of  
Minnesota. Use the number and the quantity that the  
exhibits call for, otherwise the exhibit will be disqualified.  
The Open Class Section closes at 8:00 p.m. each night.

### General

The management asks persons to report to the manager any  
mistreatment or extortion practiced on the grounds. They  
also ask immediate information regarding sale of intoxicating  
liquors anywhere other than approved beer garden or any  
questionable or demoralizing action. Do not wait until the  
Fair is over to make complaints. Report immediately.

No panhandling or unauthorized soliciting.

No dogs or pets of any kind, unless a licensed service animal  
or being exhibited.

No smoking of any kind allowed in or directly around build-  
ings, including electronic cigarettes.

No Weapons allowed on fairgrounds

No bikes, skateboards or scooters allowed on fairgrounds,  
they can be left and secured at gate.

Officially Designated Protest Area located behind Howard Solem Livestock  
Barn.

## PLEASE NOTE:

# THE LAKE COUNTY FAIRGROUNDS & FACILITIES

Are operated by the Lake County Agricultural Society,  
a 501(C)(3) nonprofit community organization -Federal EIN #15-5670843

Are available at extremely reasonable rates for

- public and private events
- Seasonal vehicle storage \*

## PLEASE CONSIDER US FIRST FOR THESE ACTIVITIES

All funds received from these programs are  
returned directly to the community through

- the production of the Lake County Fair
- Facility maintenance and improvement
- Support of the Lake County 4H program

Or further information visit the Fair Information Center  
or contact the Lake County Agricultural society @

PO Box 11 \* Two Harbors, MN \* 55616

LCASFRBRD@Hotmail.com

**Www.thelakecountyfair.com**



# Lake County Agricultural Society and Fair Board

The Fair Board wishes to express appreciation to you, our patrons, who by your attendance and exhibits have helped make our Fair a success. We are always open to suggestions for change and improvements. Membership is open to anyone who resides in the Lake Superior School District and we welcome all new members!

## Executive Board of Officers:

### President

Chris Baumgartner 218-721-2056

### Vice-President

Dorothy Veness 218-220-1250

### Treasurer

Rena Ross 218-830-8709

### Secretary Manager

Rachel Bailey 218-269-4159

### Director at Large

Jessica Williams 218-355-0408

## Board Of Directors:

Mitchel Bailey  
 Julie Cope  
 Christopher Cuypers  
 Sara Cuypers  
 Danielle Detlefsen  
 Simbre Fosness  
 Steve Fosness  
 Alexis Hanson  
 Eric Hanson  
 Katarina Hanson  
 Viola (Vi) Hanson  
 Ann Harrington  
 Raymond Harrington  
 Roger Harrington  
 Ryan Harrington  
 Melissa Leraan  
 Nick Ross  
 Kim Swartout  
 Patricia (Pat) Thums  
 Hunter Truscott  
 Ryan Williams

## Open Class Non Livestock Superintendent:

Ann Harrington cookesannie@yahoo.com

## Open Class Livestock Superintendent:

Jessica Williams 218-355-0408

## Assistant Superintendent:

Dorothy Veness 218-220-1250

## Alternating Barn Bosses:

Viola Hanson  
 Roger Harrington  
 Ryan Harrington  
 Ryan Williams  
 Dave Zylka

## Lifetime Members:

Shirley Johnson  
 Thomas McGregor  
 Carmen McGregor  
 Betty Veness-Active Director  
 Jane Wick

## Supporting Members:

Lori Bartz  
 Christa Mowery  
 Don Mowery  
 David Zylka

## Youth Members:

Janeé Bailey  
 Audrey Hanson  
 Daniel (DJ) Gnerer-Pierce  
 Faith Williams

## Mailing Address:

LCAgS  
 PO Box 11  
 Two Harbors, MN 55616  
[www.thelakecountyfair.com](http://www.thelakecountyfair.com)  
[lcasfrbrd@hotmail.com](mailto:lcasfrbrd@hotmail.com)

\*\*\*\*\*

### DRIVING DIRECTIONS:

Lake County Fair Physical Address:

1381 Fairgrounds Rd Two Harbors, MN 55616

The Lake County Fair is located in the city of Two Harbors, MN, on the scenic North Shore of Lake Superior region of northeast Minnesota.

Two Harbors is just 25 miles north of Duluth, MN, on State Highway 61.


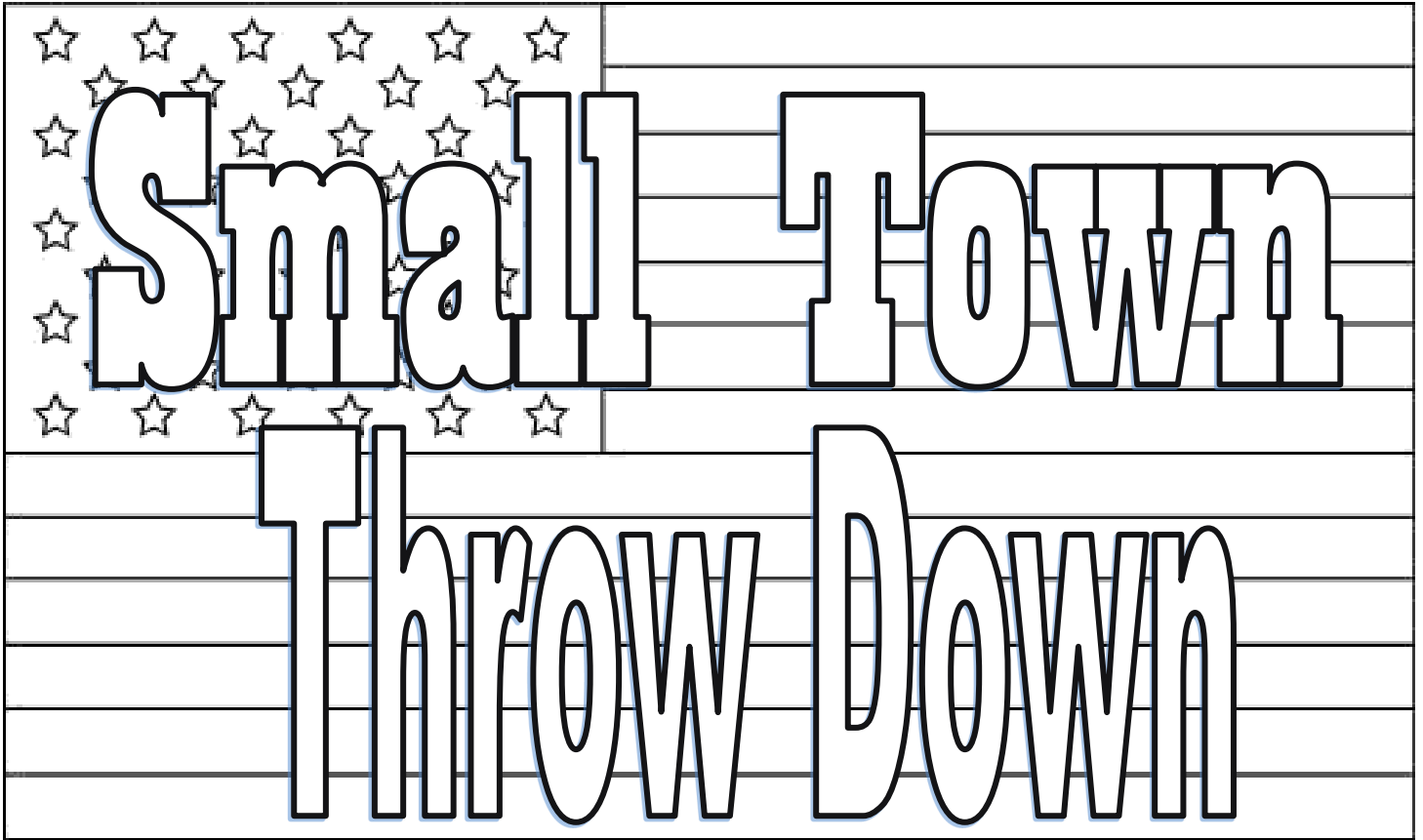
The fair takes place at the Lake County Fairgrounds which is about one mile off State Highway 61, on County Road 2.

#### Directions:

Turn off Highway 61(coming from Silver Bay) onto County Road 2 at the first stoplight and travel about one mile watching for Fairground Road on the right side of the road.

OR.....


coming from Duluth - once in Two Harbors on Hwy 61/7th Ave turn left onto County Rd 26 at the 2nd stoplight (Super One is on the hill) and travel about one mile to spot sign, turn left on Co. Rd 2 - watching for Fairground Road on the right side of the road.



LAKE



COUNTY



FAIR

For Ages 0-12

Name: \_\_\_\_\_ Age: \_\_\_\_\_

Phone#: \_\_\_\_\_ Required

Entry must be registered by 1 P.M. On Friday August 17, 2018 in the Commercial Building Information Booth at the Fair.

Judging will be at 2:00 P.M.

Sponsored by: H&R BLOCK (Two Harbors and Silver Bay offices)  
 Picture and Fair schedule can be obtained at [www.thelakecountyfair.com](http://www.thelakecountyfair.com)

# Exhibitors Rules

## Section 1:

The Lake County Fair management reserves the final and absolute right to interpret these rules and regulations and to arbitrarily settle and determine all matters, questions and differences in regard thereto, or otherwise arising out of, connected with or incident to the Fair.

## Section 2:

The management reserves the right to amend or add to these rules as they, in their judgment, may deem advisable.

## Section 3:

Any person who violates any of the following, or other special rules, will forfeit all privileges and premiums and be subject to a penalty as the governing body may order.

## Section 4:

The management will endeavor to accommodate exhibitors and to arrange for space for all qualified exhibits. The management reserves the right to limit the number of entries and in the event that present accommodations are exhausted, the management reserves the right to close entries at any time.

## Section 5:

The management will not assume any responsibility for disease, injury, loss or damage to exhibits during the fair.

## Section 6:

No person will be permitted to distribute advertising literature on the grounds except from within their booth. The tacking or posting of any advertisements or distribution of cards, fliers, etc. except within the space occupied by the exhibitor is prohibited. Anyone violating these rules will be liable to a fine and expulsion from the grounds, as the Board of Directors may elect.

## Section 7:

The management will not be responsible for typographical errors in this list, but should any occur, same will be interpreted by the Board of Directors.

## Section 8:

All checks must be cashed within 30 days after the end of the Fair or they will become void.

## Section 9:

All rules pertain to premium book /current year's fair.

**If you have any questions ask one of the Open Class Supervisors, they will be glad to help.**

**Non-Livestock Superintendent:**

**Ann Harrington**

or

**Livestock Superintendent:**

**Jessica Williams & Dorothy Veness**

# Division A Fine Arts

All entries must be photos taken since last year's County Fair. (This is for all photography). None larger than 5x7. A Professional/Commercial photographer is defined as one who sells or teaches for financial gain. Note: More than one (1) photo on the board is considered a photo story. Digital Photography: We are trusting in exhibitors integrity that photographs will be taken by you and not downloaded from the internet. **FINE ARTS** Pictures should be framed or matted and wired for hanging. This is all pictures (drawing, painting, etc.)

## Digital Arts Lots 15-18 and Lots 29-32

### 1. Digital Photographic Compositing

Digital Photographic Compositing is the use of photographic images from a variety of shots utilized to create the final scene. The final piece could be a collage or take on the feel of a surrealistic photographic scene. However, the final piece must be photographic in nature.

### 2. Photo Manipulation

Photographic sources altered with digital special effects or filters. Images for this category are for work that could look photographic, abstract or painterly. The process should entail photographic image or images where digital effects and filters are used to go beyond a photographic look. Appropriate techniques include digital images with more sophisticated layering techniques of imagery, photos smudged or cloned to look like paintings but which maintain the composition of the original photographs, filter effects on digital photos or modifications of color, such as posterizing, extreme saturation or de-saturation.

### 3. Painting and Illustration

Images created from scratch in a digital program; Photoshop, Illustrator or Freehand. Original work, primarily not from manipulated photographs. Photos may be used as reference but may not be a noticeable element of the final composition or layout. If any part of the image is photographic, or if it is a photograph manipulated to look like a painting, it should be placed into Photo Manipulation.

Work may be painted, drawn and contain abstract imagery that reflects originality.

### 4. Digital Panoramic

Images stitched together using programs like Photoshop, Autopano and PT Gui to create a single vision of a photographic theme. The size of the mat board may be any size to 24" maximum on the longest side. The final presentation could be an elongated vertical (long and narrow), horizontal or square, with a maximum of 24" in any direction.

# Division A Fine Arts

ALL Photography: All entries must be photos taken since last year's County Fair. A Professional/Commercial photographer is defined as one who sells or teaches for financial gain. Note: More than one (1) photo on a board is considered a photo story. Digital Photography: We are trusting in exhibitors integrity that photographs will be taken by you and not downloaded from the internet.

**Premiums for Division A/Fine Arts**  
**1st \$5.00, 2nd \$4.00, 3rd \$3.00**  
**(Unless stated otherwise.)**

## Photography

### Color-Film or Digital

1. Animal
2. Close-up
3. People
4. Scenes
5. Unusual
6. Children
7. Photo Story 4-5 photos  
14x22 poster board. Collection and each photo should be titled.

### Black & White-Film or Digital

8. Animal
9. Close-up
10. People
11. Scenes
12. Unusual
13. Children
14. Photo Story (same as lot 7)

### Digital Arts

15. Digital Photographic Compositing
16. Photo Manipulation
17. Painting and Illustration
18. Digital Panoramic

### Kids' Photography

#### Color-Film or Digital

19. Animal
20. People
21. Scenes
22. Children
23. Photo Story (same as lot 7)
24. Unusual
25. Close-up

#### Black & White-Film or Digital

26. Animal
27. People
28. Scenes

29. Children
30. Photo Story (same as lot 7)
31. Unusual
32. Close-up

### Digital Arts

33. Digital Photographic Compositing
34. Photo Manipulation
35. Painting and Illustration
36. Digital Panoramic

### Painting

- Framed - Able to be hung
37. Acrylic
  38. Oils
  39. Water Color
  40. Water Color (pastels, tempera)
  41. Any Other, Identify

### Drawing

42. Chalk
43. Charcoal
44. Crayon
45. Ink
46. Pencil
47. Any Other

### Metal Work

48. Jewelry
49. Tool
50. Tin Punch
51. Any Other

### Woodworking

#### Premiums:

**1st \$5.00, 2nd \$4.00, 3rd \$3.00**

52. Carving - Figurine
53. Furniture - Large
54. Furniture - Small
55. Jewelry Box
56. Wood Inlay
57. Miniature
58. Lawn Furniture
59. Wall Shelves
60. Book Ends/Candle Sticks
61. Toy
62. Birdhouse or Feeder

63. Woodcraft Refinished
64. Quilling, Picture
65. Any Other, Identify

### Rubber Stamping (minimum 4 items)

66. Invitations
67. Cards
68. Announcements
69. Stationary

### Beadwork Adults

70. Bracelet
71. Necklace
72. Earrings
73. Any Other (Identify)

### K-Nex/Lego's Adults

74. Statue
75. Cars/Vehicles
76. Any Other

### Scrapbook Adults

#### (whole book)

77. Holiday (Christmas, Thanksgiving etc. - Holidays & Birthdays)
78. Kids
79. Family
80. Any other

### Scrapbooking Adults

#### (minimum 2 pages)

81. Holiday (Christmas, Thanksgiving etc. - Holidays & Birthdays)
82. Kids
83. Family
84. Any other

# Division B Home Arts

The purpose of every exhibit is educational. If we do not learn how to better our work from an exhibit, then it has not fulfilled its purpose. Keeping this in mind, our list of premiums offered has been limited to such that help educate. Every person in the state of Minnesota should say, "This is my Fair and I wish to make the best we have had, so I shall exhibit some of my best work made during this year." It is only this way that the right exhibits can be shown and our Fair will be a wonderful success if we all try to make it so. The fine work done in our homes can be shown in our exhibits in this division. Bring your best!

## SPECIAL RULES:

1. Entry tags should, in every instance, be attached to articles before they are exhibited.
2. Exhibits **MUST BE THE HANDIWORK OF** and owned by the exhibitor.
3. **AN ARTICLE WHICH HAS RECEIVED A PREMIUM AT A PREVIOUS FAIR WILL NOT BE ELIGIBLE TO COMPETE.**
4. No person can enter more than one article under same lot number in any class, except in collections or sets.
5. Professional-Those who teach for remuneration or sell their work as a means of financial gain shall be considered a professional and cannot exhibit in classes or lots other than the **PROFESSIONAL CLASS**.
6. Judges are instructed not to award premiums for unworthy articles or on any article borrowed, purchased or previously entered.
7. **SOILED** or **UNFINISHED** articles will not be received by this division.
8. The management of Lake County Fair believes that all articles exhibited should have some educational value. It, therefore, reserves the right to exclude any article not scoring 70% or better.
9. Any article entered but not found in the premium list may be accepted at the discretion of the management. This rule must be enforced.
10. All articles must have been made or completed since last year's County Fair.
11. No entries will be judged and displayed in plastic bags, with the exception of baked and dried foods.
12. Any hanging articles must be equipped with a method of hanging.

## SCORE CARD

For this division except as otherwise specified:

General Appearance neatness & cleanliness 10  
 Design (beauty & suitability) 20  
 Color 10  
 Workmanship 60

**Premiums for Division B - unless otherwise noted**

**1st \$5.00, 2nd 4.00, 3rd \$3.00**

**Doilies**

1. Crocheted yarn or thread
2. Embroidered
3. Machine Embroidered
4. Tatted
5. Any Other, Identify

**Table Linens - Tablecloth - Table Runners & Napkins**

6. Appliquéd, under 2 yards
7. Hand Quilted
8. Crocheted, entire cloth
9. Cross Stitch
10. Hand Embroidered
11. Crocheted, entire cloth
12. Appliquéd, 2+ yards
13. Machine Embroidered
14. Machine Quilted
15. Table Runner
16. Napkins
17. Any Other, Identify

**Hot Pads**

18. Crocheted
19. Knitted
20. Quilted

**Place mats**

21. Crocheted, (Set of 2)
22. Embroidered (set of 2)
23. Machine Embroidered
24. Quilted (Set of 2)
25. Any Other, Identify (Set of 2)

**Dish Towels**

26. Crocheted (Set of 2)
27. Embroidered (Set of 2)
28. Machine Embroidered
29. Any Other, Identify (Set of 2)
30. Dish Rag, Crocheted
31. Dish Rag, Knitted

**Bed Linens**

32. Dresser Scarf, Crocheted
33. Dresser Scarf, Embroidered
34. Dresser Scarf, Machine Embroidered
35. Pillow Cases, Cross Stitch
36. Pillow Cases, Embroidered
37. Pillow Cases, Machine Embroidered
38. Pillow Cases, Any Edge
39. Pillow Cases, Any Other, Identify
40. Any Other, bedroom/bathroom, Identify

**Spreads & Afghans****1st \$10.00, 2nd \$8.00, 3rd \$5.00**

41. Afghan, Crocheted
42. Afghan, Knitted
43. Afghan, Any Other
44. Baby Afghan
45. Baby Afghan, Crocheted
46. Baby Afghan, Knitted
47. Bedspread, Any Kind, Identify

**Quilts****1st \$10.00 2nd \$8.00 3rd \$5.00**

48. Appliquéd
49. Hand Quilted
50. Pieced & tied
51. Wool pieced
52. Machine Quilted
53. Any Other, Identify
54. Quilted by another/pieced by exhibitor

**Baby Quilts****1st \$10.00, 2nd \$8.00, 3rd \$5.00**

55. Cotton, cotton/blend Appliquéd
56. Hand Quilted
57. Cotton, cotton/blend pieced, tied
58. Machine Quilted
59. Any Other, Identify

**Rugs**

60. Braided
61. Crocheted
62. Hooked
63. Loom Woven

**Homecraft Arts****(No Kits except for Lot 90)**

64. Counted Cross Stitch (not a picture)
65. Crewel (not a picture)
66. Picture, Crewel
67. Picture, Counted X-Stitch, framed
68. Picture, Embroidered, framed
69. Picture, Machine Embroidered
70. Doll, Clothes
71. Tote Bag or Purse
72. Leather Craft, Hand Tooled
73. Macramé
74. Wreath, Any Material
75. Sampler
76. Sofa Pillow
77. Soft Sculpture
78. Stuffed Animals
79. Wall Hanging, Crewel
80. Wall Hanging, Embroidered
81. Wall Hanging, Machine Embroidered
82. Wall Hanging, Quilted or Appliqué
83. Wall Hanging, Any Other,
84. Frames, Picture, Etc.
85. Artificial Flower Arrangement
86. Basket, Fabric

87. Woven Basket, Grasses or Vine

88. Basket, Any Other, Identify

89. Any Other Craft, Not Listed, Identify

90. Any Kit, Identify

91. Fleece Throw

92. Fleece Pillow

**Sewing****Score Card****General Appearance 25****Design and Color 25****Workmanship 50**

No extra will be given for use of expensive materials. **Please bring articles on hangers.**

**Sewing, Men's Garments**

93. Shirt
94. Shorts
95. Slacks
96. Any Other, Identify

**Sewing, Women's Garments**

97. Blouse
98. Dress, long or short
99. Pajamas or Nightgown
100. Skirt
101. Slacks
102. Sweatshirt, Appliquéd, Altered
103. Quilted garment, Identify
104. Vest, Identify
105. Any Other, Identify

**Sewing, Children's Garments**

106. Boy's Shirt
107. Cap, or Bonnet, Cloth
108. Jacket
109. Nightgown
110. Girl's Blouse
111. Girl's Dress, long or short
112. Jumper
113. Skirt
114. Shorts, Sun Suit, etc.
115. Slacks
116. Any Other, Identify
117. Costume, Identify

**Sewing, Infant's Garments**

118. Bib
119. Bonnet or Cap
120. Booties
121. Coat
122. Dress
123. Pillow
124. Sleeping garment
125. Sun Suit
126. Any Other, Identify



**Knitting**

- 127. Cap, Child
- 128. Cap, Adult
- 129. Mittens, Children's
- 130. Mittens, Adult's
- 131. Purse or Tote Bag
- 132. Scarf
- 133. Socks, Children's
- 134. Socks, Adult's
- 135. Sweater, Children's
- 136. Sweater, Adult's
- 137. Sweater, Infant's
- 138. Sweater Set, Infant
- 139. Slippers
- 140. Booties
- 141. Machine Knitting, Identify
- 142. Any Other, Article, Identify
- 143. Doll/Toy
- 144. Doll Clothes, 1 outfit
- 145. Gloves

**Crocheting**

- 146. Cap, Child
- 147. Cap, Adult
- 148. Mittens, Adults
- 149. Mittens, Children's
- 150. Mittens, Infants
- 151. Purse or Tote
- 152. Scarf
- 153. Socks
- 154. Sweater, Children's
- 155. Sweater, Adult's
- 156. Sweater or set, Infant's
- 157. Slippers
- 158. Any Other, Identify
- 159. Doll/Toy
- 160. Doll Clothes, 1 outfit
- 161. Booties
- 162. Gloves

**Loom Weaving**

- 163. Blanket
- 164. Table Linen
- 165. Hand Spun Yarn Article

**Holiday Christmas**

- 166. Centerpiece
- 167. Christmas Stocking
- 168. Holiday Tablecloth, any size
- 169. Holiday Linen
- 170. Tree Ornament, Any Other, Identify
- 171. Tree Skirt
- 172. Wall Hanging
- 173. Wreath, Any material
- 174. Any Other, Identify

**Holidays, (Other than Christmas)**

- 175. Centerpiece, Any holiday
- 176. Tablecloth
- 177. Holiday Linen
- 178. Wall Hanging
- 179. Wreath, Any material
- 180. Decoration, Identify
- 181. Any Other, Identify

**Recycling**

**With each exhibit entered a "3x5" card with "What and How" You recycled must be included.**

- 182. Fabric, Identify
- 183. Metals
- 184. Paper/Cardboard
- 185. Plastic
- 186. Any Other, Identify

**Professional**

*Guidelines for Professionals  
Those who teach or sell their work  
shall be considered a professional*

- 187. Needlework
- 188. Quilts, Hand Quilted
- 189. Quilts, Machine Quilted
- 190. Rugs, Identify type
- 191. Framed picture, Any
- 192. Ceramic, Identify
- 193. Woodcraft, Large article, Identify
- 194. Woodcraft, Small article, Identify
- 195. Baskets
- 196. Any Holiday, Identify
- 197. Any Sewing, Identify
- 198. Photography, Framed any size.
- Topic: Unusual
- 199. Machine Embroidery
- 200. Embroidery, Identify
- 201. Any Other, Identify
- 202. Vegetables
- 203. Flowers

**Spinning/Using Homespun Yarn**

- 204. Knitted item
- 205. Crocheted item
- 206. Skein or Ball homespun yarn
- 207. Roving-Identify yarn, ID
- 208. Felted Yarn
- 209. Any Other, Identify

**Hardanger**

- 210. Small Piece, under 10"
- 211. Large Piece, over 10"

**Soap**

- 212. Glycerin
- 213. Lye
- 214. Goat's Milk
- 215. Any other

**Candles**

- 216. Hand dipped
- 217. Molded
- 218. Poured
- 219. Any other

# Division C KIDS & SENIOR Home Arts

SAME RULES APPLY AS IN  
DIVISION B

## Children up to 4 Years

1st 5.00, 2nd 4.00, 3rd 3.00

1. One Sewn Garment
2. Crocheted or Knitted Article
3. One Sewn Article
4. K-Nex Art (No Kits)
5. Lego Art (No Kits)
6. Rug- Latch Hook or Woven
7. Model, (train, car, plane, rocket)
8. Kit, Identify (Not Model items)
9. Leather, Hand tooled
10. Metalwork, Original
11. Painted or Decorated Article
12. Wood Article, Identify
13. Picture, Crayon
14. Picture, Markers
15. Picture, Paint
16. Picture Pencil/Colored Pencil
17. Picture, Any Other, Identify
18. Christmas, Identify
19. Ceramics, Identify
20. Scrapbook (album or at least 2 pages)
21. Beadwork
22. Recycle, Identify with 3x5 card  
How and what you recycled
23. Holiday, other than Christmas
24. Any Other, Identify

## Children 5-8 years

25. One Sewn Garment
26. Crocheted or Knitted Article
27. One Sewn Article
28. K-Nex Art (No Kits)
29. Lego Art (No Kits)
30. Rug- Latch Hook or Woven
31. Model, (train, car, plane, rocket)
32. Kit, Identify (Not Model items)
33. Leather, Hand tooled
34. Metalwork, Original
35. Painted or Decorated Article
36. Wood Article, Identify
37. Picture, Crayon
38. Picture, Markers
39. Picture, Paint
40. Picture Pencil/Colored Pencil
41. Picture, Any Other, Identify
42. Christmas, Identify
43. Ceramics, Identify
44. Scrapbook (album or at least 2 pages)
45. Beadwork
46. Recycle, Identify with 3x5 card  
How and what you recycled
47. Holiday, other than Christmas

48. Any Other, Identify

## Children Ages 9-12

49. One Sewn Garment
50. Crocheted or Knitted Article
51. Sewn Article
52. K-Nex Art
53. Lego Art
54. Rug-Latch Hook or Woven
55. Model (train, car, plane, rocket)
56. Kit, Identify (not Model items)
57. Leather, Hand tooled
58. Metalwork, Original
59. Painted or Decorated Article
60. Wood Article, Identify
61. Picture, Crayon
62. Picture, Markers
63. Picture, Paint
64. Picture, Pencil/Colored Pencil
65. Picture, Any Other, Identify
66. Christmas, Identify
67. Ceramics, Identify
68. Scrapbook (album or at least 2 pages)
69. Beadwork
70. Recycle, Identify with 3x5 card  
How & What you recycled
71. Holiday, other than Christmas
72. Any Other, Identify

## Teens 13-18

73. One Sewn Garment
74. Crocheted or Knitted Article
75. One Sewn Article
76. K-Nex Art
77. Lego Art
78. Rug-Latch Hook or Woven
79. Model (train, car, plane, rocket)
80. Kit, Identify (Not Model Item)
81. Leather, Hand tooled
82. Metalwork, Original
83. Painted or Decorated Article
84. Wood Article
85. Picture, Crayon
86. Picture, Markers
87. Picture, Paint
88. Picture, Pencil/Colored Pencil
89. Picture, Any Other, Identify
90. Christmas, Identify
91. Ceramics, Identify
92. Scrapbook (album or at least 2 pages)
93. Beadwork
94. Recycle, Identify with 3x5 card  
How & What you recycled
95. Holiday, other than Christmas
96. Any Other, Identify

## Nursing Home/Senior Assisted Living

97. Afghan
98. Apron
99. Crocheted Lace
100. Crocheted Article
101. Dishtowels, Set of 3 or more
102. Hot Pads/Pot Holders (2)
103. Knitted Article
104. Place mats, set of 2 or more
105. Quilts, Pieced
106. Rugs. Identify
107. Toys, Stuffed
108. Ceramics
109. Hand Sewn Article, Identify
110. Leather Craft
111. Metalwork
112. Oil Painting
113. Toys
114. Dolls
115. Woodcraft, Large
116. Woodcraft, Small
117. Birdfeeder
118. Woodcarving
119. Basket, Identify Material
120. Plastic Mesh
121. Dish Rag
122. Holiday, other than Christmas
123. Any Other, Identify

# Division D Agriculture

NOTE: ALL VEGETABLES MUST BE CORRECTLY LABELED WITH THE NAME OF VARIETY.

## GARDEN VEGETABLES

Note: Prepare vegetables as described.

- Snap Beans, Peas, Green Beans-Harvest before constrictions appear between seeds, when seeds are about half-grown. Ends of pods should not be broken off in picking. Pods should be uniform. Pods may be wiped clean but not washed.
- Beets, Carrots, Parsnips, Rutabagas-Root crops should be mature but not overgrown, pithy or coarse in texture. Tips trimmed off 1 1/2 inches above crown. Side roots trimmed off but not the tip root. Roots are carefully washed but not scrubbed.
- Broccoli-Heads should be dark or purplish green cut 5 inches from top of head.
- Cabbage-Stems cut about 1/4 inch below the head. Remove blemished or broken leaves but care should be taken not to peel the heads too much. A few outside wrapper leaves are desirable. Specimens may be washed.
- Cauliflower-Heads should be white, compact and free of small leaves and ricey texture. Stems cut so as to leave 4 to 6 leaves. Outer leaves trimmed 1-2 inches above the white head. Use soft bristled brush to remove the dirt from the heads.
- Celery-Remove roots of stalk/plant and trim butt to form a triangle or pyramid. Trim disease and broken leaves on outside until color is uniform.
- Sweet Corn-Select ears that are well filled out to the tip. Kernels should be milky and juicy. Remove outer husks but allow a short shank and inner husks with silks to remain.
- Cucumbers-Pickling: Select fruits 3-5 inches long. Specimens should be the same stage of maturity and uniform in size, shape and color. Slicers: Select fruits that are straight, dark-green and 6-10 inches long. They should be uniform in size, shape and color. Do not wash off the spines.
- Kohlrabi-Roots moved just below the ball. Remove all but the upper 4-6 leaves. Select specimens that are uniform, medium size and not hard or woody. Skin should be easily punctured by thumbnail. They should be clean but not washed.
- Onions-Have specimens mature and thoroughly cures. The neck should be small. Only such outer scales that are broken or discolored should be removed. Small basal roots should be left intact but trimmed to a uniform length of 1/2 inch. Wipe or brush but do not wash. Trim green onions to 6-8 inches.
- Rhubarb-Select specimens that are straight, uniform and unblemished. Stalks should be pulled from the plant, not cut. Trim leaf blade to about one inch above the stalk.
- Summer Squash-Select small to medium size fruits when the rind is soft and easily punctured with thumbnail. Leave about 1/2 inch of stem and wipe fruits clean.
- Winter Squash and Pumpkins-Select mature specimens where the rind resists the pressure of the thumbnail. Fruit should be free of defects. Leave stems attached to the fruits.
- Swiss Chard-Select plants that are fresh, crisp and have bright green leaves. Trim off roots and trim butts to a pyramid shape. Trim off diseased and broken leaves on the outside until the color is uniform.

**1st 5.00 2nd \$4.00 3rd \$3.00**

1. Beans, Edible, green pod-6
2. Beans, Wax in pod,-6
3. Beans, Purple pod, -6
4. Beets, for table use-1 specimen
5. Broccoli, Head with 3-5 side shoots
6. Brussels Sprouts, 6 specimens
7. Cabbage, Red, 1 specimen
8. Cabbage, Roundhead, 1 specimen
9. Carrots, for table use, 3 specimens
10. Cauliflower, 1 head
11. Celery, Identify
12. Cucumbers, For pickling, 3
13. Cucumbers, Ripe yellow
14. Cucumbers, For Slicing, 3
15. Dill, 1 plant with roots
16. Kohlrabi, 2 specimens
17. Lettuce, Head, 1 specimen
18. Lettuce, Leaf, 1 plant
19. Onions, Green, 3 specimens
20. Onions, Ripe Red, 3 specimens, Unpeeled, tops cut to 1 1/2 in.
21. Onions, Yellow, 3 specimens, Unpeeled, tops cut to 1 1/2 in.
22. Onions, White, 3 specimens, Unpeeled, tops cut to 1 1/2 in.
23. Parsnips, 3 specimens
24. Peas, in pod, 6 specimens
25. Peas, Snow Variety, 6
26. Peas, Snap Variety, 6
27. Peppers, Green, 2 specimens
28. Peppers, Red, 2 specimens
29. Peppers, Hot, 2 specimens
30. Peppers, Any Other, 2 specimens

31. Pumpkin, pie, 1 specimen
32. Rhubarb, 4 stalks, tied
33. Rutabagas, 2 specimens
34. Sweet Corn, 3 ears, Identify
35. Spinach/Kale, 1 plant
36. Squash, Acorn, 1 specimen
37. Squash, Buttercup, 1 specimen
38. Squash, Butternut, 1 specimen
39. Squash, Hubbard, 1 specimen
40. Squash, Summer, 1 specimen
41. Squash, Zucchini, 1 specimen
42. Squash, Any Other, Identify
43. Swiss Chard, 1 plant
44. Tomatoes, Green, 3 specimens
45. Tomatoes, Cherry, Ripe, 3
46. Tomatoes, Ripe, 3 specimens
47. Turnips, 2 specimens
48. Any Other, Identify

**Largest/Ugliest Vegetable****One Specimen**

49. Largest Vegetable, Identify
50. Ugliest Vegetable, Identify
51. Any Other, Identify

**Vegetable Baskets**

52. Table Center pc., mixed large vegetables
53. Table Center pc., mixed small vegetables

**Potatoes**

4 Specimens

Potatoes-Tubers should be uniform in size, and color. Washing is permitted but do not blemish the skin by scrubbing. Avoid specimens with defects or disease.

54. Kennabec
55. Norland
56. Russet, Identify
57. Any Other, Identify

## Division E Horticulture

**1st \$5.00, 2nd \$4.00, 3rd \$3.00****Apples - 4 Specimens**

1. Beacons
2. Duchess
3. Mantet
4. Harlason
5. State Fair
6. Any Other, Identify

**Crab Apples - 6 Specimens**

7. Centennial
8. Dolgo (Jellycrab)
9. Rescue
10. Whitney
11. Any Other, Identify Variety

**Plums, Cherries, Grapes**

12. Plums, 3 specimens, Identify
13. Cherries, 6 specimens, Identify
14. Grapes, 1 bunch, Identify
15. Peaches, 3 specimens
16. Pears, 3 specimens
17. Any other, Identify

**Berries**

18. Currants, 1 clusters
19. Gooseberries, 6 specimens
20. Raspberries, 6 specimens, Identify
21. Strawberries, 6 specimens, Identify
22. Blueberries, 6 specimens, Identify
23. Any Other, 6 specimens, Identify

# Division F Flowers

## SPECIAL RULES:

1. This show is open to all amateurs who grow their own flowers.
2. All entries must be from the exhibitors own garden.
3. No exhibitor shall receive more than one prize in a lot. Show exact number of blooms and stems stated.
4. Exhibits must be left in place until the closing time specified on the closing day of The Fair. No exceptions.
5. NOTE: Bring suitable containers for your display-short containers for small flowers, tall bottles for single blooms, etc. No fancy vases.
6. The following score card will be observed in judging baskets and vases of flowers:  
**Arrangements 25      Workmanship 25      Quality of Material 25      Design & General Effects 25**
7. Name of variety must be displayed on entry form.

### Cut Flowers

#### Annuals/Perennials/Biennials/Roses/ Dahlias/Gladiolus

**1st \$5.00, 2nd \$4.00, 3rd \$3.00**

1. Ageratum, 3 stems
2. Asters, 3 stems
3. Baby's Breath, 3 stems
4. Bachelor Buttons, 3 stems with foliage
5. Calendulas, 3 blooms
6. Celosia, 1 spike
7. Clematis, 3 blooms
8. Chrysanthemum, 3 stems, name variety
9. Coleus, foliage, 1 stalk
10. Cone flower, 3 specimens
11. Coreopsis, 3 blooms
12. Cosmos single, 3 blooms
13. Cosmos double, 3 blooms
14. Dahlia, cactus, 1 bloom
15. Dahlia, 2"--4", 3 blooms
16. Dahlia, over 8", 1 bloom
17. Dahlia, Dwarf, 2"-3", 3 blooms
18. Dahlia, Pompom, 1 bloom
19. Daisies, Gloriosa, 3 blooms
20. Daisies, Shasta, 4 blooms
21. Daisies, Any Other 4 blooms
22. Delphiniums, 1 stalk
23. Dianthus, 3 sprays
24. Foxglove, 2 stems
25. Gailardia, 3 blooms
26. Gazania, 4 blooms
27. Gladiolus, any color, 1 spike
28. Golden Glow, 3 stems
29. Hosta, 3 stems(with foliage)
30. Hydrangea 3 clusters
31. Hollyhocks, 3 stems
32. Larkspur, 3 stems
33. Lily, Day,
34. Asiatic or Oriental Lily, 1 stem
35. Lily, Tiger, 1 stem

36. Mallow, 1 stem
37. Marigold, African bloom over 3", 4 stems
38. Marigold, Dwarf, 5 stems
39. Monkshood, 1 stalk
40. Nasturtiums, 3 blooms
41. Pansies, 3 blooms
42. Petunia, 6 blooms
43. Petunias, single Grandiflora 3 1/2"-5" bloom, 6 blooms
44. Petunias, single Multiflora 1 1/2-3" bloom. 6 stems
45. Phlox (annual), 3 stems
46. Sedum (3 Stems)
47. Phlox (perennial), 1 truss
48. Primrose, 3 clusters
49. Rose (hybrid tea), 1 bloom, Identify
50. Rose (floribunda), 3 stems, Identify
51. Rose (rugosa), 3 stems
52. Rose, Any other, Identify
53. Salvia, 6 stems
54. Snapdragons, 3 stems
55. Stocks, 4 stems
56. Straw Flowers, 3 stems
57. Sunflowers, 4 blooms
58. Sweet Pea (annual), 3 stems
59. Sweet Pea (perennial), 3 stems
60. Verbenas, 6 stems
61. Viola, 3 stems
62. Zinnia, cactus, 3 stems
63. Zinnia, decorative, 3 stems
64. Zinnia, miniature, 3 stems
65. Basket of Annuals, for quality & arrangement, Identify
66. Basket of Perennials, for quality & arrangement, Identify
67. Annuals, not listed, Identify, 4 stems
68. Perennials, not listed, Identify, 3 stems

### Artistic Arrangements

69. Mother Nature, wild flowers only, container will not be judged (domestic plants not allowed)
70. Kitchen Arrangement
71. Floral Arrangement, Annual and/or Perennials
72. Single Color Arrangement including container
73. Dried Material Arrangement
74. Miniature Arrangement, Fresh

### Potted Plants

75. Begonias, (other than Tuberous)
76. Begonias, Tuberous
77. Gloxinias
78. Impatiens
79. Violets, any color
80. Vining plant, Identify
81. Geranium, Identify
82. Cacti, Identify
83. Non-flowering plant, Identify
84. Any other flowering plant with blooms, Identify
85. Hanging basket, flowering (annual or perennial) Plant must be blooming at time of judging.
86. Any Other, Identify
87. Succulent, Identify

# Division G Culinary

SPECIAL RULES: General rules apply in this Division except as otherwise indicated.

1. All articles must be the product of the exhibitor.
2. An exhibitor may make but one entry in any lot.
3. Only articles which are the product of the Home Kitchen will be eligible.
4. Pictures of exhibit may be on display after judging. Exhibitor may take home majority of exhibit, leaving sample for exhibit.

It is advisable to bake bread for exhibition in individual, standard loaf size. All bread should be in plastic bag fastened with a twist tie. All bread, biscuits and rolls should be of the homemade variety, not commercial.

## Score Card for Bread:

Shape	Crust	Flavor	Lightness	Color	Grain (distribution of gas)
Premiums 1st \$5.00	2nd \$4.00	3rd \$3.00			

### Yeast Breads - 1 lb. loaf

1. White
2. Whole Wheat
3. Rye
4. Mixed Grain
5. Coffee Bread
6. Tea Ring, 1/2
7. Plain Rolls, 4 required
8. Cinnamon Rolls, 4 required
9. Fancy Sweet Rolls, 4 required
10. Fancy Dinner Rolls, 4 required
11. Any Other, Identify

### Machine Breads - 1-2 lb. loaf

12. White
13. Whole Wheat
14. French Bread
15. Sweet Bread
16. Not Specified
17. Any Other, Identify

### Quick Breads - 1/2 lb. loaf

18. Banana
19. Carrot
20. Date
21. Zucchini
22. Pumpkin
23. Any Other, Identify

### Biscuits & Muffins

24. Baking Powder Biscuits, 3 required
25. Corn Muffins, 3 required
26. Muffins, Blueberry 3 required
27. Muffins, Any Other, Identify, 3 required
28. Any Other Biscuit or Muffin, Identify 3 required

### Cakes

Note\* 4" corner square is adequate unless specified. No mixes to be used.

29. Carrot Cake, no frosting
30. Decorated cake (whole cake, may be a dummy)
31. Devils Food or Chocolate, no frosting
32. Jelly Roll, 1/2 roll
33. Sponge, sunshine, no frosting (1/4 of 10" cake)
34. White, no frosting
35. Spice, plain, no frosting
36. Bundt cake
37. Any Other, Identify
38. Microwave, Identify

### Cookies & Bars

39. Bars Brownies, 3 required, no frosting
40. Bars, Any Other, Identify, 3 required
41. Chocolate Chip, 4 required
42. Drop, 4 required
43. Fancy Holiday, 4 required
44. Filled, 4 required
45. Rolled & Cut Out, (i.e. - Sugar, Ginger Snaps), 4 required
46. Unbaked, 4 required
47. Ball & Flattened (i.e. - Peanut Butter, Snickerdoodles), 4 required
48. Doughnuts, 3 required
49. Doughnuts, Raised, 3 required
50. Any Other, Identify, 3 required
51. Microwave Bars, 3 required

### Candy

4 pieces required

52. Divinity
53. Fudge
54. Caramel
55. Hard Candy
56. Mints
57. Any Other, Identify

**Pies- 4" pan only (all others will be disqualified)**

### Score Card-

- Crust-Lattice Top 25*  
*Flavor 35*  
*Filling Home made 25*  
*General Appearance 15*
58. Apple
  59. Blueberry
  60. Cherry
  61. Raspberry
  62. Rhubarb
  63. Any Other, Identify

### Children's Baking Ages 5-12

64. Cookies, baked, Identify, 4 required
65. Cookies, no bake, Identify, 4 required

### Specialty Baking—Desserts

66. Turnovers, 2 required
67. Scones, 2 required
68. Any Other, Identify

# Division H Canning & Food Preservation

Current food preservation fact sheets and publications are available from the [National Center for Home Food Preservation website](http://www.nationalcenterforhomefoodpreservation.org). If you are using recipes and/or procedures written before 1994, you are using outdated materials. **Exhibitors should use the most current USDA Canning Guide when preparing and preserving foods.**

## Canning

Product method- Hot Water Bath and minutes or Pressure Canner, time and number of pressure. (On label)

\*Note: All canning should be labeled to show product & method. Exhibits to be displayed in glass canning jars, either in pints or quarts, unless specified\*

All canning will be judged without jar rings but it is recommended you transport jars with rings.

\*IF JARS ARE OPENED DURING JUDGING, EXHIBITOR HAS THE RIGHT TO REPLACE JAR WITH AN UNOPENED JAR.

## PICKLES & RELISHES

SCORE CARD: Appearance of product, Texture-should not be overcooked, Uniformity, Color, Flavor-if opened and tested by judge.

**CONSERVES, JAMS & MARMALADES:** Processed in hot water bath

SCORE CARD: Color, Consistency & Flavor-if opened & tested.

**JELLIES:** No Paraffin. Hot Water Bath. Score Card: Cleanliness, containing no pulp particles, no bubbles, no visible crystals. Color: Natural, as determined by fully ripe fruit, jelly should hold its shape, yet should quiver, and should cut easily. Flavor of fresh, fully ripe fruit - if opened by judge.

### Premiums:

**1st \$5.00, 2nd \$4.00, 3rd \$3.00**

### Canned Fruit - Pints or Quarts

1. Blueberries
2. Cherries
3. Peaches
4. Pears
5. Raspberries/Blackberry
6. Strawberries
7. Rhubarb
8. Grapes
9. Apples
10. Any Other, Identify

### Juice & Other Beverages

11. Apple
12. Cranberry
13. Tomato
14. Wine, Dry
15. Wine, Other
16. Beer, Identify type
17. Any Other, Identify

### Canned Vegetables-Pints or Quarts

18. Asparagus
19. Beets
20. Carrots
21. Tomatoes, Stewed
22. Mixed Vegetables, for soup
23. Peas
24. Potatoes
25. Green Beans
26. Squash
27. Sweet Corn
28. Tomatoes
29. Sauerkraut
30. Wax Beans
31. Any Other, Identify

### Pickles - Quart, Pints 1/2 Pints

32. Apple Pickles
33. Beet
34. Bread & Butter
35. Cucumber (sweet)
36. Dill
37. Dilly Beans
38. Dill Tomatoes
39. Tomato, green, sweet
40. Watermelon
41. Zucchini
42. Any Other, Identify

### Relishes & Sauces

### Quarts, Pints, or 1/2 Pints

43. Applesauce
44. Catsup
45. Chili Sauce
46. Corn Relish
47. Dill Relish
48. Sweet Relish
49. Peach Relish
50. Salsa
51. Salad Oil
52. Zucchini relish
53. Any Other, Identify

### Conserves, Jams & Marmalades

### Quarts, Pints or 1/2 Pints

54. Blackberry
55. Blueberry
56. Cherry
57. Orange Marmalade
58. Peach
59. Pear
60. Plum
61. Raspberry
62. Strawberry
63. Strawberry Rhubarb
64. Apple Butter
65. Any Other, Identify

### Jellies - Quarts, Pints or 1/2 Pints

66. Apple
67. Blackberry
68. Blueberry
69. Chokecherry
70. Crabapple
71. Currant, Red
72. Grape
73. Mint
74. Pincherry
75. Raspberry
76. Rhubarb
77. Strawberry
78. Any Other, Identify

### Dried Foods

Entries to be exhibited in plastic bags.

Method & time used in to be on bag.

79. Fruits, 1/2 cup, Identify
80. Vegetables, 1/2 cup, Identify
81. Herbs, 1/4 cup, Identify
82. Meats, 4 Strips, Identify
83. Trail Mix, 1 cup

### Miscellaneous

84. Eggs, White
  85. Eggs, Colored
  86. Extracted Honey
  87. Any Other, Identify
- ### Canned Meat or Fish
88. Beef
  89. Chicken
  90. Fish
  91. Pork
  92. Venison
  93. Sausage
  94. Any Other, Identify

### Syrup

95. Maple Syrup
96. Blueberry Syrup
97. Strawberry Syrup
98. Any Other Syrup, Identify

## Division I Booths

## Division J Collections

Rules: **NO EXCEPTIONS will be made for any reasons.**

1. Reservations for space must be made at least 4 weeks in advance with the Superintendent of Open Class P.O. Box 11 Two Harbors, MN 55616 or lcas frbrd@hotmail.com

2. Score Card:

1. Attractiveness, beauty of arrangements and neatness.

2. Educational value of exhibit.

3. Drawing power of exhibits.

4. Story conveyed to general public.

5. Entry requirements are open to the public (professional or other).

6. Any article/articles used in booth exhibit may also be judged in other division- must be registered as such by exhibitor.

7. Exhibitors must furnish any shelving, etc. what ever is needed for booth.

Check with Superintendents about booth size or request open area in building.

8. Title of booth.

9. **Exhibit size is limited to 6 inches above back of booth and exact length of sides of booth**

10. Nursing Home exhibits will exhibit entries made by the residents or a card attached explaining what the exhibitors did make of the booth display.

11. **Collections may be limited to items pertaining to the current "Fair Theme".**

### **Booths**

*1st place \$15.00, 2nd place \$10.00, 3rd place \$5.00*

1. Club/Community/Family

2. Nursing Home

3. Any Other

### **Collections**

*1st place \$10.00, 2nd place \$8.00, 3rd place \$6.00*

1. Any entries

2. Fair Theme or Fair related items



# Division K Livestock

## GENERAL REQUIREMENTS

Livestock and poultry that exhibit symptoms of any infectious or communicable disease, including ringworm and warts, may not be exhibited. All animals must be examined by the official veterinarian on the day they are admitted to the exhibition and at least once during the exhibition. It is recommended to have all veterinarian records on site.

**CATTLE AND BISON** – For import, Exhibition and Movement within Minnesota USDA Metal Tag-Begins '41', USDA Brucellosis “Bangs” Tag, 840 RFID and Non-RFID Tags, Plastic '41' Tag-New alternative to USDA metal tag, Breed Registry Tattoos: Breed Registry Tattoos are acceptable if accompanied by a breed registration number or a veterinarian statement such as “this animal is registered with the (insert breed association here).” Pending registrations are not acceptable.

**SHEEP and GOATS** - Sheep and goats must be identified with official identification approved for use in the scrapie eradication program.

**SWINE** - Swine must be individually identified and must: (1) have had a negative official pseudo rabies test conducted within 30 days prior to the opening date of the exhibition; or (2) originate directly from a qualified pseudo rabies-negative herd; or (3) originate directly from a Stage IV or V county or area. All 50 states are currently pseudo rabies Stage V (Pseudo rabies Free Status).

**HORSES** - All horses must be negative to an official test for Equine Infectious Anemia (EIA) within 12 months prior to the opening date of the exhibition. A test is not required for suckling foals accompanying a negative dam. Original—current Coggins required on site at all times.

**POULTRY** - Poultry, except waterfowl and pigeons, must be individually identified with a leg or wing band and accompanied by a form approved by the board to show compliance with one of the following: negative test for pullorum-typhoid disease conducted within 90 days prior to the opening date of the exhibition; originate directly from parent stock tested and found negative for pullorum-typhoid disease within the last 12 months. In addition, turkeys must be tested negative or originate directly from parent stock that is tested negative for Salmonella typhimurium, Mycoplasma gallisepticum, and Mycoplasma synoviae.

**DOGS** - Dogs over six months of age must be accompanied by a certificate of rabies vaccination issued by a licensed veterinarian.

**IMPORTED ANIMALS** - All imported animals must be accompanied by a certificate of veterinary inspection and meet the Board's importation requirements.

**SLAUGHTER CLASSES** - All livestock and poultry entered in the class which are kept isolated in a separate building from all other livestock and poultry at the exhibition and which are slaughtered during or immediately following the exhibition do not need tests or individual identification.

**CERVIDAE** - Brucellosis-Negative brucellosis test within 90 days prior to entry on all cervidae over 6 months of age except: Cervidae originating from a negative brucellosis whole herd tested within the last 12 months (date of last test to be available) or from certified brucellosis free herd.  
Tuberculosis-Negative tuberculosis-negative test within 90 days prior to entry on all Cervidae over 6 months of age except: Cervidae originating from a negative tuberculosis whole herd tested within the last 12 months (date of last test to be available) or from certified tuberculosis free herd.

# Division K Livestock

## LIVESTOCK AND POULTRY LIVESTOCK RULES AND HEALTH REQUIREMENTS

All livestock exhibited must comply with Minnesota Livestock Sanitary Board and Fair Board requirements (some types may be checked entry). Consult your veterinarian, and follow health requirements listed below. Horse exhibitors must show proof of Negative Coggins test (no copies allowed, originals only). Poultry disease testing can be done before the fair by contacting Ryan Williams through the fair board [lcasfrbrd@hotmail.com](mailto:lcasfrbrd@hotmail.com) or 218-355-0408 (turkeys 90 days before the fair) Chickens can be tested at the fair at entry time. All tests must be made within 90 days of exhibiting.

### RULES:

1. If livestock becomes a problem while showing or exhibiting, the barn boss and/or livestock superintendent has the right to send the animal home or confine to pen.
2. All livestock and poultry should be in place by 8:00 a.m. on the first day of the fair day, as judging may take place later on the same day.
3. An exhibitor CANNOT enter more than one (1) entry in any given lot in each class.
4. All animals will be judged in blue, red or white ribbon groups according to quality of animals. Judges are not obligated to place any animals in blue group if no animals qualify. If no red ribbon animals are exhibited, the judges need not place any animals in the group, etc.
5. Removal of livestock between 6:00 p.m.-8 p.m. Sunday of the Fair if animals are removed early or the stalls/cages are not cleaned PREMIUM CHECKS WILL BE HELD. Animals may not be removed early without Barn Bosses and Livestock Superintendents' knowledge & approval. (Approval form must be signed by Barn Boss or Livestock Superintendent, 4-H representative does not have authority to make this decision.)
6. Premium checks will be held until stall is cleaned to satisfaction of barn boss or superintendent. Any rubber mats used in stall are the sole responsibility of exhibitor and must be removed and cleaned by exhibitor.
7. Any veterinary services required at the fair will be the sole responsibility of the animal's owner - - not the Fair Board.
8. No stallions (except minis) or bulls over 6 months old may be entered in the fair, unless cleared through a barn boss.
9. No boars, billy or buck goats over 6 months old may be entered in the fair, unless cleared through barn bosses.
10. All registered animals must be registered in the owner or lessee's name.
11. Exhibits will be judged by breeds and age groups.
12. Stalls and animals must be kept in show condition at all times. Failure to do so will result in loss of premiums.
13. Diseased animals or poultry will be sent home for everyone's protection.
14. 4-H exhibits will not take precedence over open class It will be first registered, first served.
15. Livestock information must be posted with animal (breed, age, open class or 4-H, etc.)
16. Game Farm License number must be shown to register any animal or poultry requiring such.
17. Order of load out will be at the barn bosses discretion.
18. Stall and cage assignment will be decided by the Barn Committee (Livestock Superintendents and/or Barn Bosses). (First come, first served, unless reserved ahead of time through barn committee.)
19. ALL exhibitors must register for barn space, ahead of time, when possible.
20. Livestock including horses not staying in barn for duration of fair may not use the barn/stalls at any time during the fair or shows. This includes wash racks in rear of livestock barn.
21. Exhibitors living in Lake County or in the Lake Superior School District will have priority for remaining barn space.
22. Exhibitors must place animals in barn, but may ask for assistance.
23. Cattle, horses, sheep and goats, etc. must be led by exhibitor for judging outside the pen if requested.
24. No ferrets, weasels or minks (mustelidae family) are allowed on fairgrounds except if entered in pet show; animal may be present on grounds for duration of said show only.
25. No animals are allowed to be tied to or outside of stalls during open barn hours which are 8 am to 10 pm.
26. All animals in Howard Solem Barn will need to be taken in and out of back door only at all times, unless approved by Barns Bosses and/or Livestock Superintendent.
27. No one at any time is allowed to ride or sit on any animal in all barns (including in stalls).
28. No horses are allowed to be turned out unattended in riding arena or exercise arena at any time.
29. All riders must wear heeled boots, long pants and a sleeved shirt. All 4-H registered riders are also required to wear an approved helmet at all times on fair grounds.
30. Approved riding times will be posted and followed, failure to do so will result in removal from the fair grounds.
31. No horses or other livestock are allowed on restricted paved or grassy areas.
32. All stalls, cages and surrounding areas must be maintained daily this includes but is not limited to: clean hay and/or shavings, water and food. All animals should be cared for before open barn time which is 8 am and as necessary.
33. 4-Hers may exhibit the same animal in open class only if they receive a blue ribbon in 4-H judging.
34. Horses being rode in the 4-H show are not eligible for equine open class.
35. All buck (male) rabbits need to be placed in bottom cages or boarded on all sides.
36. One stall and/or cage of shavings will be provided, additional shavings will be available for purchase.

**AGE REQUIREMENTS BEEF**

- \*Fall Calf - Born between Sept. 1 and Dec. 31 of previous year
- \*Summer Yearling - Born between May 1 and Aug. 1 of previous year. (11 - 15 months)
- \*Junior Yearling - Born between Jan. 1 and April 30 of previous year. (15 - 19 months)
- \*Senior Yearling - Born between Sept. 1 and Dec. 31 of previous year. (19 - 23 months)
- \*Two-year Old - Born between March 1 and Aug. 31 of previous year. (23 - 27 months)
- \*Steer Calf under 6 months.
- \* Heifer Calf under 6 months
- \*Steer Feeder - between 6 months and 18 months.
- \*Heifer - between 6 months and 18 months.
- \*Advanced (cow)-Over 36 months of age on July 1 of current year.

**AGE REQUIREMENTS DAIRY**

- \*Calf-Born between July 1 and Dec. 31 of previous year.
- \*Yearling-Between 12 and 24 months of age on July 1 of current year.
- \*Two-Year-Old-Between 24 and 36 months of age on July 1 of current year.
- \*Advanced (cow)-Over 36 months of age on July 1 of current year.

**Beef****1st \$25 2nd \$20 3rd \$15**

1. Fall Calf
2. Summer Yearling
3. Jr. & Sr. Yearling
4. Two Yr. Old
5. Advanced cow
6. Heifer/Steer Feeder
7. Heifer/Steer Calf
8. Heifer/Steer Butcher
9. Cow & Calf

**Dairy****1st \$25 2nd \$20 3rd \$15**

10. Heifer Calf
11. Yearling Heifer
12. Two Yr. Old Heifer
13. Advanced Cow
14. Steer Calf
15. Heifer/Steer Feeder
16. Heifer/Steer Butcher

**Exhibitors Herd****1st \$25 2nd \$20 3rd \$15**

17. Three females, same age over 3 months
18. Three steer, same age over 3 months

**Swine****1st \$10.00, 2nd \$8.00, 3rd \$5.00**

19. Barrow
20. Gilt
21. Sow
22. Litter
23. Sow with Litter

**Goats****1st \$8.00, 2nd \$7.00, 3rd \$6.00**

24. Jr. Doe Kid 1-4 Mos.
25. Sr. Doe Kid 4-8 Mos.
26. Dry Doe
27. Milking Doe
28. Buck Kid 1-5 Mos.
29. Wether, Identify
30. Any Other, Identify

**Sheep****1st \$8.00, 2nd \$7.00, 3rd \$6.00**

31. Ewe Lamb
32. Market Wether Lamb
33. Aged Ewe
34. Pen, 3 Wether Lambs
35. Ram, Lamb
36. Aged Ram

**Exotic Animals****1st \$30 2nd \$25 3rd \$20****Except Lot 6 1st 4.00 2nd 3.00 3rd 2.00**

- 1.Llamas
- 2.Ratite (ostrich, rhea, emu)
- 3.Cervidae (deer, elk, reindeer)
- 4.Macropodidae (kangaroo, wallaby)
- 5.American Buffalo (bison)
6. Any Other

**Horses and Miniature Horses****1st \$25 2nd \$20 3rd \$15****Class 1 Ponies (under 14 hands-54")****Class 2 Light Breed****Class 3 Draft, Single****Class 4 Miniature****Following lots apply to classes 1-4**

1. Mare
2. Gelding
3. Stallion (miniature only)
4. Colt or Filly (under 1 Year)

**Team**

1. Light Team
2. Heavy Team

**Mules/Donkeys/Burros**

1. Jenny
2. Gelding

## Division L      Rabbits

**1st place \$5.00, 2nd place \$4.00, 3rd place \$3.00**

### Grade Rabbits

1. Sr. Buck over 6 Mos
2. Sr. Doe over 6 Mos.
3. Intermediate Buck (6-8 Mos.)
4. Intermediate Doe (6-8 Mos.)
5. Jr. Buck under 6 Mos.
6. Jr. Doe under 6 Mos.
7. 1 Doe with Litter
8. Any Other

### Purebred Rabbits

- Class 1 Champagne
- Class 2 Dutch
- Class 3 Thrianta
- Class 4 Himalayan
- Class 5 Mini Rex
- Class 6 New Zealand
- Class 7 Netherland Dwarf
- Class 8 Any Other

**Lots 1-10 Same as GRADE RABBITS**

## Division M      Poultry, Waterfowl & Birds

**1st place \$5.00, 2nd place \$4.00, 3rd place \$3.00**

### Purebred Poultry

- Class 1 American (Rock, Wyandotte, Rhode Island Red, New Hampshire)
- Class 2 Asiatic (Brahma, Cochin, Longhorn)
- Class 3 Mediterranean (Leghorn, Minorca)
- Class 4 English (Orpington, Cornish, Sussex, Dorking, Australorp)
- Class 5 Continental (Polish, Hamburg)
- Class 6 Bantam
- Class 7 Any Other Purebred (Araucana, Turken, Sultan, Ameracauna)

**Following lots apply to Classes 1-7 Above**

1. Egg Production Pen (2 pullets)
2. Rooster
3. Hen
4. Chick(s)
5. White Egg (6 eggs, all Classes)
6. Brown Egg (6 eggs, all Classes)
7. Colored Egg (6 eggs, all Classes)

### Grade/Crossbred Poultry

**Same Lots as Purebred Poultry**

**1st Place \$5.00 2nd place \$4.00 3rd Place \$3.00**

### Ducks

8. Drake
9. Hen
10. Duckling

### Geese

11. Gander
12. Goose
13. Gosling

### Turkeys

14. Tom
15. Hen
16. Poult

### Game and other Birds (Pheasant, Peafowl, Guinea Fowl, Pigeon, Quail)

17. Cock
18. Hen
19. Chick

# Contests and Fun. Something for everyone!



The Lake Bank and Harbor Insurance are proud to sponsor KID'S DAY at the Lake County Fair. THANK YOU!!

## Blindfolded Lawnmower Race



Sunday  
Lake County Fair

Registration at the Fair Information Booth  
3 pm-\$2.00 entry fee/person  
Begins @ 5:30 pm in arena

Requirements: Age 12 yrs. & over  
\*Age categories not split\*  
Team of two  
(blindfolded driver & passenger)  
Passenger gives direction around course  
Best time wins  
Sponsored by:

PRIZES!!  
1st, 2nd & 3rd

\*\*\*\*\*



Renegade Riders Saddle Club  
Jackpot Barrel Run

Friday August 17  
Registration starts at 4 PM  
Exhibitions at 5 PM  
First Run at 6 PM

\$35 per entry  
80% payback of entry fees plus added money  
Pay out to 5D 1/2 second split

Maximum of 3 exhibitions run allowed \$5 each

**H&R BLOCK®**

Come on in and see  
Ann or Rachel.


Open Year Round!!

Two Harbors 218-834-3600  
Silver Bay 218-226-4383

H&R Block is proud to sponsor  
the Lake County Fair Kid's  
Coloring Contest and  
Premium Book.

## More Contests and More Fun!!

### WATERMELON EATING CONTEST



**SATURDAY 6:30 PM**  
Sign up 6 PM Fair  
Info Booth

### Frying pan toss & Hay bale toss Sunday



**4 divisions:**  
Men ages 18+,  
Women 18+  
Teens 13-17,  
Kids up to age 12

\$1 entry per toss,  
must be signed-up and paid  
before contest begins  
At 5 P.M.

Longest distance wins

### Family Movie Night at the Fair Friday at 8pm

Enjoy the movie with a  
Build your Ice Cream  
Sundae Bar  
and Popcorn



### Lake County Fair's 3K Dirty Dash



**Thursday**  
**7:00 PM**

**5 Divisions: Men,  
Women, Teen, Kids & Over  
40**

**New Obstacles**  
**No Entry Fee**

More information available at  
[www.thelakecountyfair.com](http://www.thelakecountyfair.com)

# Sponsorship Opportunities at the Lake County Fair

Please, call Rachel 218-269-4159 for details on exclusive sponsorships.

Events may be fully or partially sponsored.

Please, check (X) the option you are interested in sponsoring.

I (we) would like to help sponsor:

- Family Day Contests (hay bale, frying pan toss & etc.)
- Movie Night
- Todd Armstrong Shows (Midway)
- Senior Luncheon
- Blindfolded Lawnmower Race
- Pie Contest
- Entertainment (Bands, Musicians, Caricature Artist, Balloon Artist presenters etc.)
- Prize Drawings
- 3k Dirty Dash

In the amount of:

- \$50  \$75  \$100  \$200  \$300  \$400  \$500
- \$600  \$700 & up

Prize donation: Value of prize \_\_\_\_\_

Material Donation: Value \_\_\_\_\_

All sponsors will receive a ribbon in Commercial Building and a website mention.

All Sponsors of \$150.00 or more may have a banner displayed at the Fair.

Name: \_\_\_\_\_ Business: \_\_\_\_\_  
 Address: \_\_\_\_\_ City: \_\_\_\_\_ State: \_\_\_\_\_ Zip: \_\_\_\_\_  
 Day Phone: \_\_\_\_\_  
 Fax: \_\_\_\_\_

- Yes, please keep me on your sponsorship mailing list
- No, please remove me from your sponsorship mailing list

Please, mail this form to: Lake County Fair P.O Box 11, Two Harbors, MN 55616  
Enclose funds when mailing, if possible. Thank you!

501c(3) Non-Profit Organization-Tax Deductible Donation- Federal EIN #15-5670843

# ENTRY FORM

## HAND TO CLERK WITH YOUR ENTRIES OPEN CLASS NON-LIVESTOCK



DIVISION \_\_\_\_\_ CLASS \_\_\_\_\_ LOT \_\_\_\_\_ DESCRIPTION OF ENTRY \_\_\_\_\_  
(USE PREMIUM LIST WORDING TO DESCRIBE)

EXAMPLE: A FINE ARTS 1 COLOR PHOTO PEOPLE \_\_\_\_\_

DIVISION \_\_\_\_\_ CLASS \_\_\_\_\_ LOT \_\_\_\_\_ DESCRIPTION OF ENTRY \_\_\_\_\_

DIVISION \_\_\_\_\_ CLASS \_\_\_\_\_ LOT \_\_\_\_\_ DESCRIPTION OF ENTRY \_\_\_\_\_

DIVISION \_\_\_\_\_ CLASS \_\_\_\_\_ LOT \_\_\_\_\_ DESCRIPTION OF ENTRY \_\_\_\_\_

DIVISION \_\_\_\_\_ CLASS \_\_\_\_\_ LOT \_\_\_\_\_ DESCRIPTION OF ENTRY \_\_\_\_\_

DIVISION \_\_\_\_\_ CLASS \_\_\_\_\_ LOT \_\_\_\_\_ DESCRIPTION OF ENTRY \_\_\_\_\_

DIVISION \_\_\_\_\_ CLASS \_\_\_\_\_ LOT \_\_\_\_\_ DESCRIPTION OF ENTRY \_\_\_\_\_

DIVISION \_\_\_\_\_ CLASS \_\_\_\_\_ LOT \_\_\_\_\_ DESCRIPTION OF ENTRY \_\_\_\_\_

DIVISION \_\_\_\_\_ CLASS \_\_\_\_\_ LOT \_\_\_\_\_ DESCRIPTION OF ENTRY \_\_\_\_\_

DIVISION \_\_\_\_\_ CLASS \_\_\_\_\_ LOT \_\_\_\_\_ DESCRIPTION OF ENTRY \_\_\_\_\_

DIVISION \_\_\_\_\_ CLASS \_\_\_\_\_ LOT \_\_\_\_\_ DESCRIPTION OF ENTRY \_\_\_\_\_

DIVISION \_\_\_\_\_ CLASS \_\_\_\_\_ LOT \_\_\_\_\_ DESCRIPTION OF ENTRY \_\_\_\_\_

DIVISION \_\_\_\_\_ CLASS \_\_\_\_\_ LOT \_\_\_\_\_ DESCRIPTION OF ENTRY \_\_\_\_\_

DIVISION \_\_\_\_\_ CLASS \_\_\_\_\_ LOT \_\_\_\_\_ DESCRIPTION OF ENTRY \_\_\_\_\_

DIVISION \_\_\_\_\_ CLASS \_\_\_\_\_ LOT \_\_\_\_\_ DESCRIPTION OF ENTRY \_\_\_\_\_

DIVISION \_\_\_\_\_ CLASS \_\_\_\_\_ LOT \_\_\_\_\_ DESCRIPTION OF ENTRY \_\_\_\_\_

DIVISION \_\_\_\_\_ CLASS \_\_\_\_\_ LOT \_\_\_\_\_ DESCRIPTION OF ENTRY \_\_\_\_\_

DIVISION \_\_\_\_\_ CLASS \_\_\_\_\_ LOT \_\_\_\_\_ DESCRIPTION OF ENTRY \_\_\_\_\_

Be sure to include your name and address/phone number:  
Name: \_\_\_\_\_ Phone: \_\_\_\_\_

Address: \_\_\_\_\_  
(Please use address labels if you have them available—it makes the entering process faster.)

\_\_\_\_\_







**ENTRY FORM**  
HAND TO CLERK WITH YOUR ENTRIES  
OPEN CLASS  
LIVESTOCK

DIVISION \_\_\_\_\_ CLASS \_\_\_\_\_ LOT \_\_\_\_\_ DESCRIPTION OF ENTRY \_\_\_\_\_  
(USE PREMIUM LIST WORDING TO DESCRIBE)

EXAMPLE: K BEEF 1 FALL CALF

DIVISION \_\_\_\_\_ CLASS \_\_\_\_\_ LOT \_\_\_\_\_ DESCRIPTION OF ENTRY \_\_\_\_\_

DIVISION \_\_\_\_\_ CLASS \_\_\_\_\_ LOT \_\_\_\_\_ DESCRIPTION OF ENTRY \_\_\_\_\_

DIVISION \_\_\_\_\_ CLASS \_\_\_\_\_ LOT \_\_\_\_\_ DESCRIPTION OF ENTRY \_\_\_\_\_

DIVISION \_\_\_\_\_ CLASS \_\_\_\_\_ LOT \_\_\_\_\_ DESCRIPTION OF ENTRY \_\_\_\_\_

DIVISION \_\_\_\_\_ CLASS \_\_\_\_\_ LOT \_\_\_\_\_ DESCRIPTION OF ENTRY \_\_\_\_\_

DIVISION \_\_\_\_\_ CLASS \_\_\_\_\_ LOT \_\_\_\_\_ DESCRIPTION OF ENTRY \_\_\_\_\_

DIVISION \_\_\_\_\_ CLASS \_\_\_\_\_ LOT \_\_\_\_\_ DESCRIPTION OF ENTRY \_\_\_\_\_

DIVISION \_\_\_\_\_ CLASS \_\_\_\_\_ LOT \_\_\_\_\_ DESCRIPTION OF ENTRY \_\_\_\_\_

DIVISION \_\_\_\_\_ CLASS \_\_\_\_\_ LOT \_\_\_\_\_ DESCRIPTION OF ENTRY \_\_\_\_\_

DIVISION \_\_\_\_\_ CLASS \_\_\_\_\_ LOT \_\_\_\_\_ DESCRIPTION OF ENTRY \_\_\_\_\_

DIVISION \_\_\_\_\_ CLASS \_\_\_\_\_ LOT \_\_\_\_\_ DESCRIPTION OF ENTRY \_\_\_\_\_

DIVISION \_\_\_\_\_ CLASS \_\_\_\_\_ LOT \_\_\_\_\_ DESCRIPTION OF ENTRY \_\_\_\_\_

DIVISION \_\_\_\_\_ CLASS \_\_\_\_\_ LOT \_\_\_\_\_ DESCRIPTION OF ENTRY \_\_\_\_\_

DIVISION \_\_\_\_\_ CLASS \_\_\_\_\_ LOT \_\_\_\_\_ DESCRIPTION OF ENTRY \_\_\_\_\_

DIVISION \_\_\_\_\_ CLASS \_\_\_\_\_ LOT \_\_\_\_\_ DESCRIPTION OF ENTRY \_\_\_\_\_

DIVISION \_\_\_\_\_ CLASS \_\_\_\_\_ LOT \_\_\_\_\_ DESCRIPTION OF ENTRY \_\_\_\_\_

DIVISION \_\_\_\_\_ CLASS \_\_\_\_\_ LOT \_\_\_\_\_ DESCRIPTION OF ENTRY \_\_\_\_\_

DIVISION \_\_\_\_\_ CLASS \_\_\_\_\_ LOT \_\_\_\_\_ DESCRIPTION OF ENTRY \_\_\_\_\_


DIVISION \_\_\_\_\_ CLASS \_\_\_\_\_ LOT \_\_\_\_\_ DESCRIPTION OF ENTRY \_\_\_\_\_

Be sure to include your name and address/phone number:

Name: \_\_\_\_\_ Phone: \_\_\_\_\_

Address: \_\_\_\_\_

(Please use address labels if you have them available—it makes the entering process faster.)



**LAKE COUNTY FAIR  
SPONSORS AND CONTRIBUTORS**

**Without these area businesses and individuals. We would not be able to bring you all the activities and prizes that you receive at the Lake County Fair.**

Ault Township  
Harbor Insurance  
H&R Block  
Lake County  
Rasmussen Well Drilling  
The Lake Bank

The Lake County Fair Board would also like to thank all the volunteers, exhibitors, judges, and the fair goers, it is all of you, that make the fair such a success.

Thank You all Again!  
The Lake County Fair Board/  
The Lake County Agricultural Society

Published July 16, 2018