

Listing of Scores by Rodeo

05/08/2018

High School Finals

Page 1

2nd Go

Event: BAREBACK RIDING

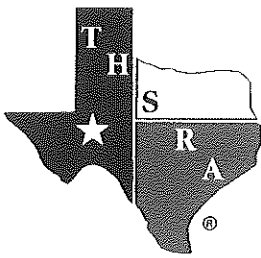
Draw: Contestant	Event Points	Score	Time	All Around Points	Payout
1 FRANKS, COLE	10.00	69.0	0.000	10.00	25.00

Event: BARREL RACING

Draw: Contestant	Event Points	Score	Time	All Around Points	Payout
8 MASK, EMERY	10.00	0.0	17.196	10.00	189.98
11 GOULDY, CAMI	9.00	0.0	17.321	9.00	142.49
20 JAMESON, JAYDA	8.00	0.0	17.450	8.00	94.99
16 BRUGMAN, SUSAN	7.00	0.0	17.632	7.00	47.50
12 SEALS (R1), MACI	6.00	0.0	17.639	6.00	0.00
18 WELLS, ROBBYN	5.00	0.0	17.685	5.00	0.00
15 HIATT, KROSS	4.00	0.0	17.715	4.00	0.00
3 DIDWAY, REMI	3.00	0.0	17.760	3.00	0.00
14 WININGS, EMMI	2.00	0.0	17.782	2.00	0.00
13 ROUSE, KOURTNIE	1.00	0.0	17.956	1.00	0.00
2 TUCKER, GRACIE	0.00	0.0	18.019	0.00	0.00
6 HARTER, KARLIE	0.00	0.0	18.064	0.00	0.00
1 HOUCK (R1), MARY	0.00	0.0	18.234	0.00	0.00
7 LOWREY, LONDON	0.00	0.0	18.534	0.00	0.00
4 ELLIS, BRANDALYN	0.00	0.0	19.194	0.00	0.00
17 BENNETT, SAGE	0.00	0.0	22.714	0.00	0.00
19 SIMMONS, DALLI	0.00	0.0	22.840	0.00	0.00
5 BENSON (R1), KEALEY	0.00	0.0	23.454	0.00	0.00
9 ESPENSON, SHELBY	0.00	0.0	100.000	0.00	0.00
10 CHRISTIAN, CARLY	0.00	0.0	100.000	0.00	0.00

Event: BREAKAWAY ROPING

Draw: Contestant	Event Points	Score	Time	All Around Points	Payout
20 SHARP, SIERRA	10.00	0.0	2.578	10.00	164.98
8 WALKER, GRACEN	9.00	0.0	3.106	9.00	137.49
12 LOWREY, LONDON	8.00	0.0	3.378	8.00	109.99
23 NORRIS, CARSEN	6.50	0.0	3.401	6.50	68.74
19 RUSSELL, NATALIE	6.50	0.0	3.401	6.50	68.74
3 CARROLL, BLAINE	5.00	0.0	3.555	5.00	0.00
11 NORRIS, COOPER	4.00	0.0	3.609	4.00	0.00
21 HIATT, KROSS	3.00	0.0	3.756	3.00	0.00
13 HALEY, MADISON	2.00	0.0	3.763	2.00	0.00
18 BENNETT, SAGE	1.00	0.0	3.902	1.00	0.00
14 TUCKER, GRACIE	0.00	0.0	4.068	0.00	0.00
16 CHRISTIAN, CARLY	0.00	0.0	4.405	0.00	0.00
5 WELLS, ROBBYN	0.00	0.0	4.546	0.00	0.00
4 ELLIS, BRANDALYN	0.00	0.0	4.575	0.00	0.00
22 BUTLER, LAYTON	0.00	0.0	100.000	0.00	0.00
2 ESPENSON, SHELBY	0.00	0.0	100.000	0.00	0.00
1 HARTER, KARLIE	0.00	0.0	100.000	0.00	0.00
17 JOHNSON, KATE	0.00	0.0	100.000	0.00	0.00
7 JOHNSON, KENLI	0.00	0.0	100.000	0.00	0.00
15 JOHNSON, RYLEE	0.00	0.0	100.000	0.00	0.00
6 MASK, EMERY	0.00	0.0	100.000	0.00	0.00
9 CARTER, BROOKE	0.00	0.0	100.000	0.00	0.00
10 DIDWAY, REMI	0.00	0.0	100.000	0.00	0.00



Listing of Scores by Rodeo

05/08/2018

High School Finals

Page 2

2nd Go

Event: BULL RIDING

Draw: Contestant	Event Points	Score	Time	All Around Points	Payout
2 CULVER-WELLS, WYATT	10.00	83.0	0.000	10.00	50.00
1 GLEAVES, DAWSON	0.00	0.0	0.000	0.00	0.00

Event: CALF ROPING

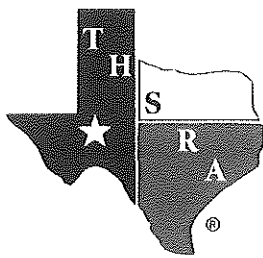
Draw: Contestant	Event Points	Score	Time	All Around Points	Payout
14 RICE, KORBIN	10.00	0.0	10.057	10.00	189.98
17 MCCARLEY, COLTON	9.00	0.0	10.887	9.00	142.49
2 ODOM, CRAIG	8.00	0.0	11.604	8.00	94.99
11 ALBRACHT, HADLEY	7.00	0.0	12.841	7.00	47.50
8 JOHNSON, KALLEN	6.00	0.0	12.852	6.00	0.00
9 MCCLENDON, KYLER	5.00	0.0	13.798	5.00	0.00
18 JEFFREYS, CALAHAN	4.00	0.0	13.878	4.00	0.00
13 MARTIN, LOGAN	3.00	0.0	15.899	3.00	0.00
1 JAMESON, STETSON	2.00	0.0	16.835	2.00	0.00
4 PILLARS, KAGAN	1.00	0.0	16.896	1.00	0.00
3 BAUMANN, SLADE	0.00	0.0	17.345	0.00	0.00
19 HIATT, QUADE	0.00	0.0	18.724	0.00	0.00
6 ALBRACHT, HARRIS	0.00	0.0	29.477	0.00	0.00
7 ESPENSON, TYLER	0.00	0.0	100.000	0.00	0.00
5 GRIFFIN, WYATT	0.00	0.0	100.000	0.00	0.00
15 HARTER, CODY	0.00	0.0	100.000	0.00	0.00
10 HILL, KELTON	0.00	0.0	100.000	0.00	0.00
16 RICE, JABIN	0.00	0.0	100.000	0.00	0.00
12 TATE, KATER	0.00	0.0	100.000	0.00	0.00

Event: GOAT TYING

Draw: Contestant	Event Points	Score	Time	All Around Points	Payout
8 NORRIS, COOPER	10.00	0.0	8.687	10.00	149.99
6 TUCKER, GRACIE	9.00	0.0	9.175	9.00	99.99
11 SHARP, SIERRA	8.00	0.0	9.791	8.00	0.00
1 WINDSOR, KAYCEE	7.00	0.0	10.021	7.00	0.00
4 JOHNSON, KENLI	6.00	0.0	10.049	6.00	0.00
2 CARROLL, BLAINE	5.00	0.0	10.940	5.00	0.00
10 JOHNSON, RYLEE	4.00	0.0	11.286	4.00	0.00
7 CHRISTIAN, CARLY	3.00	0.0	11.438	3.00	0.00
9 DIDWAY, REMI	2.00	0.0	12.175	2.00	0.00
3 HARTER, KARLIE	1.00	0.0	12.726	1.00	0.00
5 ESPENSON, SHELBY	0.00	0.0	100.000	0.00	0.00

Event: POLE BENDING

Draw: Contestant	Event Points	Score	Time	All Around Points	Payout
13 SIMMONS, DALLI	10.00	0.0	21.320	10.00	159.98
7 BRUGMAN, SUSAN	9.00	0.0	21.430	9.00	119.99
14 HIATT, KROSS	8.00	0.0	21.816	8.00	79.99
15 ELLIS, BRANDALYN	7.00	0.0	22.400	7.00	40.00
16 TUCKER, GRACIE	6.00	0.0	22.431	6.00	0.00
11 DIDWAY, REMI	5.00	0.0	22.435	5.00	0.00
12 ROUSE, KOURTNIE	4.00	0.0	22.560	4.00	0.00
9 WELLS, ROBBYN	3.00	0.0	22.946	3.00	0.00
8 WALKER, GRACEN	2.00	0.0	22.957	2.00	0.00
6 LOWREY, LONDON	1.00	0.0	23.163	1.00	0.00



Listing of Scores by Rodeo

05/08/2018

High School Finals

Page 3

2nd Go

17 JAMESON, JAYDA	0.00	0.0	26.497	0.00	0.00
2 BENSON (R1), KEALEY	0.00	0.0	27.168	0.00	0.00
10 CHRISTIAN, CARLY	0.00	0.0	27.333	0.00	0.00
1 WININGS, EMMI	0.00	0.0	32.115	0.00	0.00
5 BUTLER, LAYTON	0.00	0.0	100.000	0.00	0.00
4 ESPENSON, SHELBY	0.00	0.0	100.000	0.00	0.00
3 HARTER, KARLIE	0.00	0.0	100.000	0.00	0.00

Event: SADDLE BRONC

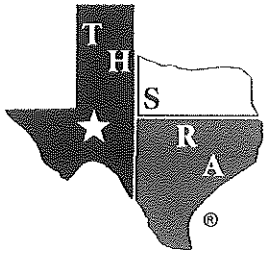
Draw: Contestant	Event Points	Score	Time	All Around Points	Payout
6 RUSSELL, TAYLOR	10.00	69.0	0.000	10.00	89.99
2 CULVER-WELLS, WYATT	9.00	67.0	0.000	9.00	59.99
5 FRAZIER, DUSTY	8.00	66.0	0.000	8.00	0.00
4 KENDRICK, CODY	7.00	59.0	0.000	7.00	0.00
1 FRANKS, COLE	0.00	0.0	0.000	0.00	0.00
3 DAVIS, CHANCE	0.00	0.0	0.000	0.00	0.00

Event: STEER WRESTLING

Draw: Contestant	Event Points	Score	Time	All Around Points	Payout
5 TATE, KATER	10.00	0.0	5.447	10.00	124.99
4 FRAZIER, DUSTY	9.00	0.0	5.604	9.00	0.00
3 HIATT, QUADE	8.00	0.0	6.061	8.00	0.00
1 HARTER, CODY	0.00	0.0	100.000	0.00	0.00
2 NORWOOD, ROWDY	0.00	0.0	100.000	0.00	0.00

Event: TEAM ROPING

Draw: Contestant	Event Points	Score	Time	All Around Points	Payout
17 HILL, KELTON (1)	10.00	0.0	6.904	10.00	199.98
17 MCCARLEY, COLTON (2)	10.00	0.0	6.904	10.00	199.98
20 HIATT, QUADE (1)	9.00	0.0	6.976	9.00	149.99
20 RICE, JABIN (2)	9.00	0.0	6.976	9.00	149.99
11 CLEMENTS, SPENCER (1)	8.00	0.0	7.081	8.00	99.99
11 RICE, KORBIN (2)	8.00	0.0	7.081	8.00	99.99
7 SHARP, SIERRA (1)	7.00	0.0	9.214	7.00	50.00
7 MARTIN, LOGAN (2)	7.00	0.0	9.214	7.00	50.00
10 ALBRACHT, HARRIS (1)	6.00	0.0	11.135	6.00	0.00
10 ALBRACHT, HADLEY (2)	6.00	0.0	11.135	6.00	0.00
19 HALEY, MADISON (1)	5.00	0.0	12.537	5.00	0.00
19 LONG, REID (2)	5.00	0.0	12.537	5.00	0.00
13 NICHOLSON, ZACH (1)	4.00	0.0	12.874	4.00	0.00
13 VIGIL, KASON (2)	4.00	0.0	12.874	4.00	0.00
12 MCCLENDON, KYLER (1)	3.00	0.0	19.297	3.00	0.00
12 SHARP, JOHN (2)	3.00	0.0	19.297	3.00	0.00
4 HARTER, CODY (1)	2.00	0.0	24.036	2.00	0.00
4 RUSSELL, TAYLOR (2)	2.00	0.0	24.036	2.00	0.00
2 JOHNSON, KALLEN (1)	1.00	0.0	26.383	1.00	0.00
2 MARDIS, JOSH (2)	1.00	0.0	26.383	1.00	0.00
14 BAUMANN, SLADE (1)	0.00	0.0	31.324	0.00	0.00
14 PILLARS, KAGAN (2)	0.00	0.0	31.324	0.00	0.00
3 CARTER, BROOKE (1)	0.00	0.0	39.327	0.00	0.00
3 BUTLER, LAYTON (2)	0.00	0.0	39.327	0.00	0.00
6 ESPENSON, TYLER (1)	0.00	0.0	100.000	0.00	0.00
18 CHRISTIAN, CARLY (1)	0.00	0.0	100.000	0.00	0.00



Listing of Scores by Rodeo

05/08/2018

High School Finals

Page 4

2nd Go

15 HUDDLESTON, KOOPER (1)	0.00	0.0	100.000	0.00	0.00
8 STOWERS, REAGAN (1)	0.00	0.0	100.000	0.00	0.00
5 TUCKER, GRACIE (1)	0.00	0.0	100.000	0.00	0.00
9 FRAZIER, DUSTY (1)	0.00	0.0	100.000	0.00	0.00
1 WILHITE, KRISTIAN (1)	0.00	0.0	100.000	0.00	0.00
16 NORWOOD, ROWDY (1)	0.00	0.0	100.000	0.00	0.00
18 GRIFFIN, WYATT (2)	0.00	0.0	100.000	0.00	0.00
15 JEFFREYS, CALAHAN (2)	0.00	0.0	100.000	0.00	0.00
8 MOORE, GRAYLEN (2)	0.00	0.0	100.000	0.00	0.00
9 TATE, KATER (2)	0.00	0.0	100.000	0.00	0.00
1 WILHITE, JORDAN (2)	0.00	0.0	100.000	0.00	0.00
16 NORWOOD, JUSTIN (2)	0.00	0.0	100.000	0.00	0.00
5 WINDSOR, KAYCEE (2)	0.00	0.0	100.000	0.00	0.00
6 SHIELDS, KOY (2)	0.00	0.0	100.000	0.00	0.00