


found alphabet - portrait

collect an alphabet

Locate objects (that have meaning to you from your everyday life) which can be used to create the 26 letters in the "English" alphabet. This found alphabet should function as a self portrait.

Photograph or scan them on a plain background.



Then create an accordion book 4" x 4" per page by 26 pages long.

arial view of studio lighting setup

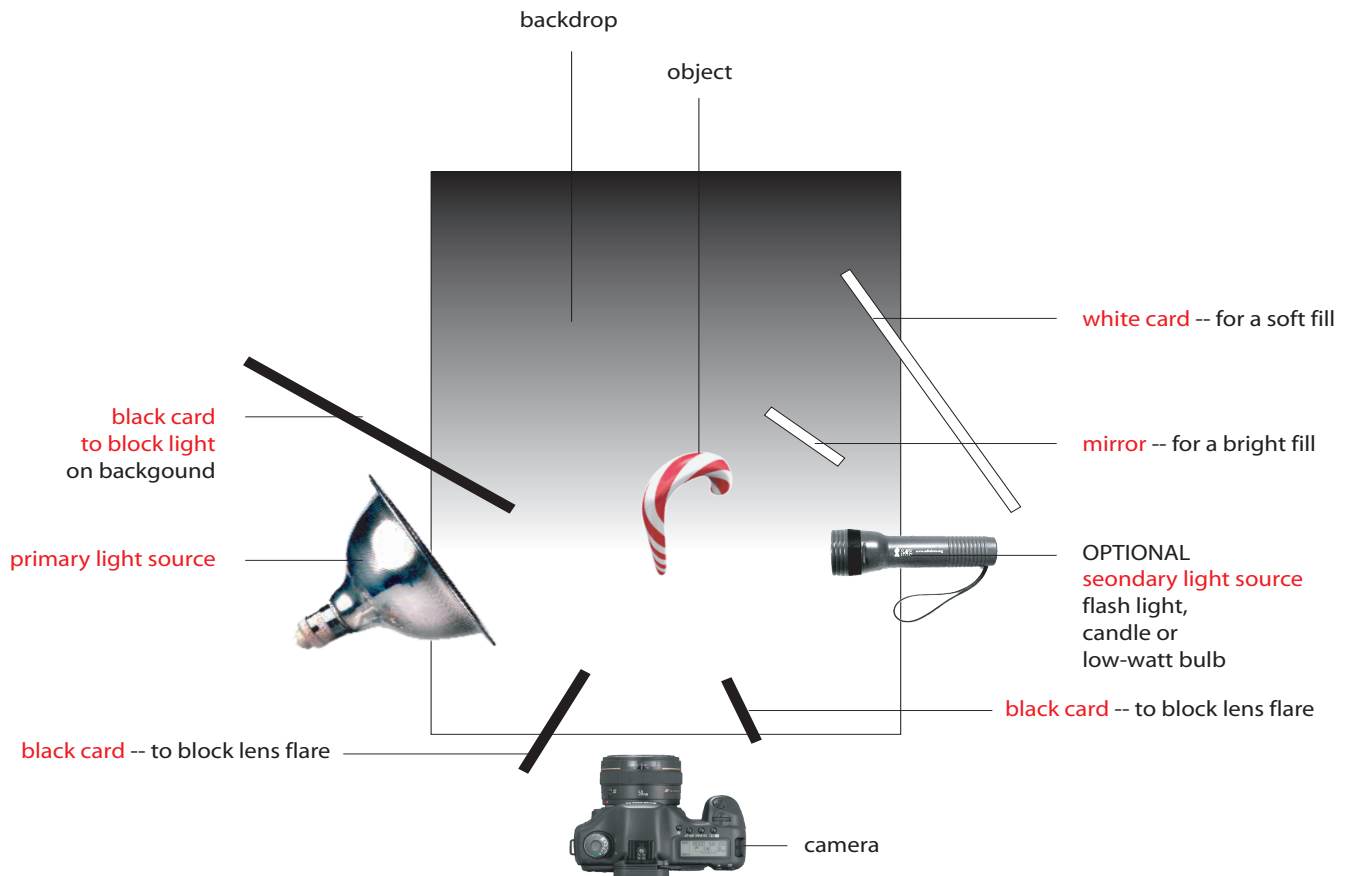
primary light source -- a clamp light or desk lamp with 150 watt bulb or higher (or spot light)

OPTIONAL secondary light source -- flash light, candle or low-watt bulb (aprox. 20 / 40 watts)

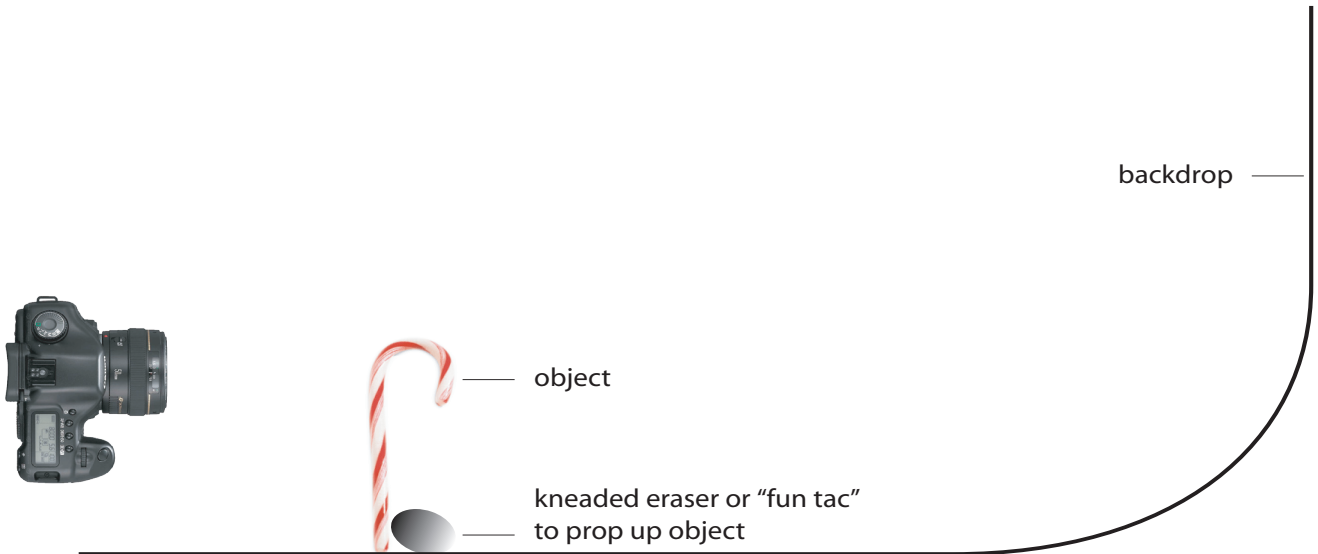
black cards -- black foam core, black matt board, black paper taped on 2 sides of cardboard, or other black and non-reflective material

white cards -- white foam core, white matt board, white paper taped on cardboard, or other white material

mirror -- mirror, silver card /paper, or aluminum foil



side view of studio lighting setup



found alphabet - portrait of letters

critique notes

please write a short statement (less than one page) regarding the following choices for your found alphabet

You were asked to complete 2 tasks for this project:

1. locate objects that have meaning to you from your everyday life that can be used to create the 26 letters in the "English" alphabet.
2. and to form a self portrait out of this found alphabet.

- Why did you choose these objects?

- How did you photograph them? Dark? Light? Etc.? Why conceptually?

- Which backgrounds did you choose? Why conceptually?

Please choose a minimum of 4 specific examples.
