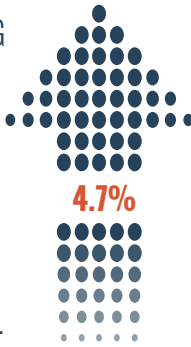


# NEW RIVER VALLEY VIRGINIA Behavioral Health SNAPSHOT



BINGE DRINKING IN NEW RIVER VALLEY INCREASED FROM 6.5% IN 2008 TO 11.2% IN 2012.

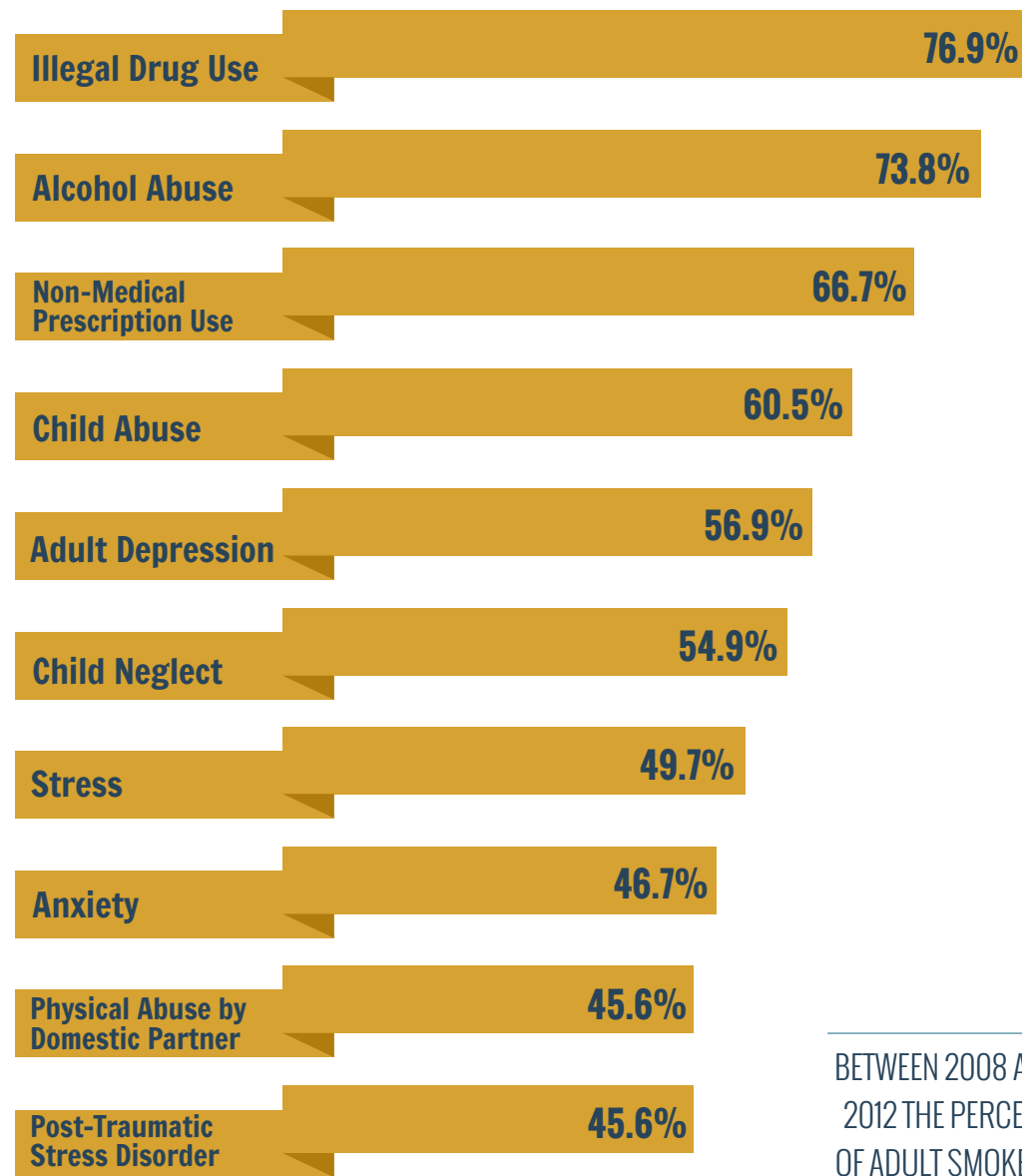


**178,237**  
New River Valley Population in 2010




## TOP TEN NEW RIVER VALLEY HEALTH PRIORITIES

As selected in a survey by local community leaders.



BETWEEN 2008 AND 2012 THE PERCENT OF ADULT SMOKERS IN NEW RIVER VALLEY INCREASED FROM 13% TO 17%.



**11.7**  
Incidents of reported child abuse for every 1,000 children in New River Valley in 2013.



**7.5**  
Incidents of domestic violence for every 1,000 people reported in New River Valley in 2010.



**21.9%**  
of New River Valley adults were diagnosed with depression in 2012.

# NEW RIVER VALLEY VIRGINIA Behavioral Health SNAPSHOT

## DOMESTIC VIOLENCE

NEW RIVER VALLEY

**7.5**

Incidents of domestic violence for every 1,000 people reported in 2010.

VIRGINIA

**6.7**

Incidents of domestic violence for every 1,000 people reported in 2010.

## BINGE DRINKERS

NEW RIVER VALLEY


**6.5% - 11.2%**

Binge drinkers increased from 6.5% in 2008 to 11.2% in 2012.

VIRGINIA

**9% - 11%**

Binge drinkers increased from 9% in 2008 to 11% in 2012.



## ADULT DEPRESSION

NEW RIVER VALLEY

**21.9%**

of adults were diagnosed with depression in 2012.

VIRGINIA

**15.9%**

of adults were diagnosed with depression in 2012.

## CHILD ABUSE

NEW RIVER VALLEY

**11.7**

Incidents of reported child abuse for every 1,000 children in 2013.

VIRGINIA

**3**

Incidents of reported child abuse for every 1,000 children in 2013.

## NEW RIVER VALLEY BEHAVIORAL HEALTH RELATIVE TO VIRGINIA

**BETTER THAN VIRGINIA AND GETTING BETTER**

Drunk Driving Accidents

**BETTER THAN VIRGINIA AND GETTING WORSE**

Drunk Driving Deaths  
STDs  
Suicide

**WORSE THAN VIRGINIA AND GETTING BETTER**

Teen Pregnancy

**WORSE THAN VIRGINIA AND GETTING WORSE**

Binge Drinking  
Child Abuse & Neglect  
Depression  
Depression among Medicare Recipients

Domestic Violence  
Heavy Drinking  
Poor Mental Health Days  
Smoking

This snapshot infographic summarizes data on top community behavioral health priorities in New River Valley, Virginia as identified by its community leaders as of June 2014 and is a product of the CAPE Project (Community Assessment and Education to Promote Behavioral Health Planning and Evaluation). The information provided in this snapshot corresponds to an in depth community profile on New River Valley, based on the 2014 CAPE survey as well as secondary sources such as County Health Rankings, National Highway Traffic Safety Administration, Virginia Department of Motor Vehicles, Virginia Department of Health, Virginia Department of Criminal Justice Services, Centers for Disease Control and Prevention, Centers for Medicare and Medicaid Services, and Behavioral Risk Factor Surveillance System. CAPE is dedicated to identifying and sharing best practices for benchmarking community behavioral health and is funded by the Department of Health and Human Services' Substance Abuse and Mental Health Services Administration (SAMHSA) and facilitated by the United States Department of Agriculture's National Institute of Food and Agriculture.

**CAPE** | Community Assessment and Education to Promote Behavioral Health Planning and Evaluation  
VISIT US ON THE WEB [healthbench.info](http://healthbench.info)